

YOUR TRUSTED Furniture Expert

OFFICE, GOV & HEALTH, SCHOOLS

GET IN QUICK FOR INSTANT ASSET WRITE-OFF

SMALL BUSINESSES CAN BUY NOW
& CLAIM A 100% TAX DEDUCTION*
Check ato.gov.au for eligibility
*Before 30 June 2025



SCAN TO
VIEW MORE
CATALOGUES

ELECTRIC HEIGHT ADJUSTABLE DESKS

SEE FULL DETAILS ON PAGE 17 - 19

FROM
\$619

UP2DK1275C/S



Tops
2 MOTOR (UPTOWN) FROM **\$619** UP2DK1275C/S
3 MOTOR (ALTURA) FROM **\$759** ALXDK1275C/S
Frames

SHIPSHAPE STRAIGHT DESK (OPEN)

FULL DETAILS ON PAGE 8

1500 x 750

\$219

NO DRAWERS
SHDK1575

10 YEAR
WARRANTY



OPTIONAL
DRAWER BOX
\$150
SHDB1F

- 6 sizes
- 4 colour combinations



ERGOFORM MESH

SEE FULL DETAILS ON
PAGE 26

BLACK BASE

\$299

ERGF22M

10 YEAR
WARRANTY



OPTIONAL
POLISHED BASE
ADD **\$70**
ERGF22P



SAVE
UP TO **36%**

CITI A-LEG DESK

1200 x 750

\$229

SAVE **\$130**
CTASDK1275C/SWWH

1500 x 750

\$259

SAVE **\$110**
CTASDK1575C/SWWH

1800 x 750

\$289

SAVE **\$110**
CTASDK1875C/SWWH

EXPLORE THE FULL CITI RANGE
ON PAGE 12-16



50/50
LOOP
A-LEG

- Special price for A-Leg only (white leg/white top)
- Tops available as plain, scallop or 2x cable caps

Tops
Frames
Other top & frame colours **\$POA**

SAVE
UP TO **36%**

VERVE CHAIR

SEE FULL DETAILS
ON PAGE 33

PLASTIC

\$99

NO ARMS
VERS61P

10 YEAR
WARRANTY



ALSO AVAILABLE
IN FABRIC
\$179
VERS61F



BUILT STRONG MOBILE PEDESTAL

SEE FULL DETAILS
ON PAGE 34

FROM


\$199

MPBS2DF

10 YEAR
WARRANTY



Built
Strong



2-3
Reception
Counters

4-5
Lounge &
Reception
Seating

6-7
Boardroom
& Meeting
Tables

8-11
Shipspace
Office
Furniture

12-16
CITI
System
Furniture

17-19
Height
Adjustable
Electric Desks

20
Utility &
Side Tables

21-25
Education
Furniture &
Whiteboards

26-28
Mesh &
Operator
Chairs

29-30
Executive &
Boardroom
Chairs

31
Foyer
Chairs

32-33
Visitor &
Breakout
Chairs

34-36
Steel
Storage
& Lockers

SOA
104526
QED

Queensland Government

One of the Preferred Suppliers for QLD Government Furniture & Emergency School Furniture
Whole of Government SOA – QED 104526
Contact us for Approved Products List. www.empirefurniture.com.au/soa

NSW
771

New South Wales Government

Empire Office Furniture is an approved supplier for the NSW Government, under the Office and Education Furniture Contract No. 771. Empire is one of the "Tier 1" suppliers approved to fulfil orders up to and above \$150,000. Empire is approved to supply furniture from 12 product categories, across all NSW regions.

it's easier with
empire
office furniture

EST 1982

Reception Counters

Ask about approved products

SOA QED
104526

HILTON RECEPTION DESK

Minimalistic yet luxurious, our new designer reception range will captivate and impress at every glance. The unique "Ink-Line Groove" design creates the illusion of a timber batten look... the perfect finishing touch to a contemporary design.

- Image shown in Natural Oak and AbsoluteMatte® White melamine (also available in AbsoluteMatte® Black)
- Available in 50 melamine colours - please enquire
- 900D x 1100H

FINGERPRINT RESISTANT HOB

The new AbsoluteMatte® finish in White or Black features advanced technology that delivers fingerprint resistance and antibacterial protection in a soft matte finish, perfect for high touch areas.

MADE TO ORDER
CUSTOMISE TO YOUR
DESIGN, SIZE OR COLOUR



MANY
Colours
available
POA

1800L STANDARD

\$5329

EXCLUDES INK-LINE
& ABSOLUTE MATTE

1800L DELUXE

\$6109

INCLUDES INK-LINE
& ABSOLUTE MATTE

Optional LED strip
\$POA

LENGTH	CODE
1800mm	HILTRC189
2100mm	HILTRC219
2400mm	HILTRC249
2700mm	HILTRC279
3000mm	HILTRC309

OPTIONAL
MARBLE LOOK
UPGRADE



RITZ RECEPTION DESK

FROM

\$2629

EXCLUDES
INK-LINE &
MARBLE LOOK

- Image shown in Natural Oak Ink-Line and House Marble melamine **\$3329**
- Available in 50 melamine colours - please enquire
- 850D x 1100H

LENGTH	CODE
1800mm	RITZRC188
2100mm	RITZRC218
2400mm	RITZRC248

**SCAN TO
VIEW MORE
DESIGNER
FURNITURE**



CONRAD



ASTORIA



ARIEL



PILLAR



VEGA

SEMPlice RECEPTION COUNTER



ONLY

\$2739

2400W x 950D x
1150H
SEMRC249

5 YEAR
WARRANTY

- 500mm x 50mm scallop cutout in worktop for cable access
- Black or white aluminium feature strips
- High counter for privacy
- Available in Natural Oak/Black or Natural Oak/White

DRIFTWOOD RECEPTION COUNTER



ONLY

\$1439

2200W x 800D x
1150H
DRIFT01.BW

5 YEAR
WARRANTY

- Worktop 730H
- Driftwood Wrap Around Cowl With Feature Panel
- Adjustable Feet For Levelling
- Built in 3 Drawer Underdesk Pedestal + Built In CPU & Storage Cupboard
- 2 x Chrome Metal Cable Entry Covers With Brush Insulator

SWISH L SHAPE RECEPTION COUNTER

GREET YOUR CLIENTS
IN STYLE

LEFT OR RIGHT
RETURN

ONLY

\$1659

1850W x 1700D x 1160H
SWRC1816



5 YEAR
WARRANTY

- White with coloured feature panels
- Work surface 750mm deep (Return 600mm deep)
- Feature panel colours - Charcoal, Brushed Silver or Oak

SWISH STRAIGHT RECEPTION COUNTER

CTSC0918 - 1800L x 900H
CITI Storage Cupboard
(With 4 Doors \$899)

ONLY

\$1009

1800W x 750D x 1160H
SWRD1875



5 YEAR
WARRANTY

- White with coloured feature panels
- Work surface 750mm deep
- Feature panel colours - Charcoal, Brushed Silver or Oak

WELCOME RECEPTION

5 YEAR
WARRANTY

FROM

\$649

WELRC156

- Desk height 720mm
- 455mm clearance under hob
- 2 x cable holes
- 3 x decorative melamine panels on front

PANEL
COLOURS



BASE
COLOURS



SIZE (mm)	CODE	PRICE
1554W x 645D	WELRC156	\$649
*1554W x 795D	WELRC157	\$649
1854W x 645D	WELRC186	\$649
*1854W x 795D	WELRC187	\$699

*Top/feature panel colours also available in Natural Oak (795D only)

- Base Colours in White or Ironstone
- Top/ Feature Panel Colours in Wild Oak or White

ISLAND CURVE TABLE

1200W x 1200D

720mm H

\$569

ISLTB1212

VARIOUS HEIGHTS TO
ACCOMMODATE DIFFERENT
APPLICATIONS
720mm/ 900mm/ 1050mm

MANY
Colours
available
POA

7 YEAR
WARRANTY

Curve table &
Curve Bench
Combo

ISLAND CURVE BENCH

1200W x 1200D

1050mm H

\$629

ISLBEH1212

Also available in
900mmH
ISLBEL1212
\$629

Curve Bench
& Planta Combo

VE E0 MELAMINE COLOURS



PLANTA

FROM

\$259

PLLOW750

ISLAND LINEA BENCH

2400L x 1200D

FROM

\$929

ISLTB2412

As shown **\$1119**
ISLBEL2412

Island Features

- Perfect for group collaboration
- 25mm E0 laminate construction
- Rounded corners at user end
- Mix and match with other Island benches or lounges to create modular settings
- Great for libraries, staff rooms, breakout spaces and administration
- Seating not included

MIX &
MATCH

- E0 MDF Laminate construction with metal top
- Holes to suit 200mm pots (not included)
- 2 holes in 750W, 3 holes in 1200W & 1370W, 4 holes in 1500W
- Suitable for either artificial plants or live plants in self-contained pots (not included)
- Ideal to use as a divider between lounges or tables

Sunrise & Benchmark Lounges

Ask about approved products

SOA QED
104526

SUNRISE MODULAR LOUNGE SYSTEM

- Many layout configurations available
- Stocked in new commercial grade fabric (Charcoal)
- Booth panels upholstered in designer quilted fabric.



LOW-LINE COFFEE TABLE \$189
SRISCT0606 640W x 640D x 270H

ONLY
\$1389
SAVE \$386
SRISE015LBT



BOOTHS FROM
\$819
SAVE 50%
SRISE01LB


SCAN TO VIEW




RUN-OUT SPECIALS

As pictured
Double Booth
with USB
\$1369 SRISE02LB

Quilted Fabric Colours



Flax Fabric Colours



DUAL USB PORTS
\$POA



Seat	No Arms - 750H x 750D			With Arms - 750H x 750D			Bench - 420H x 750D			Booth - 1400H x 750D			
	Length mm	Code	Price	Length mm	Code	Price	Length mm	Code	Price	Length mm	Code	Without USB	With USB
1	650	SRISE01L	\$549	890	SRISE01LA	\$899	650	SRISE01B	\$404	710	SRISE01LB	\$819	\$839
2	1300	SRISE02L	\$1179	1540	SRISE02LA	\$1529	1300	SRISE02B	\$889	1360	SRISE02LB	\$1329	\$1369
3	1950	SRISE03L	\$1589	2190	SRISE03LA	\$1939	1950	SRISE03B	\$1154	2010	SRISE03LB	\$1729	\$1799

Prices for Stocked Charcoal Fabric only. Extended Colour Range POA

* Special prices on Booth Lounge Charcoal fabric seat and Storm fabric screens

* While stocks last



BENCHMARK LOUNGE SYSTEM

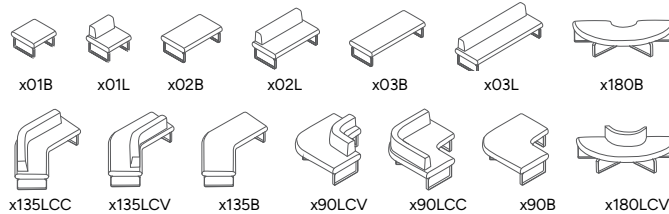
- Stocked in commercial grade Black PVC
- Many other shapes available (indent \$POA)
- Also available in Flax fabric (indent \$POA)

SEAT	TYPE	DIMENSIONS (mm)	CODE	PRICE
1	Bench	420H x 775D x 760W	BMARK01B	\$479
1	Lounge	715H x 775D x 760W	BMARK01L	\$599
2	Lounge	715H x 775D x 1350W	BMARK02L	\$899
3	Lounge	715H x 775D x 2060W	BMARK03L	\$1249

VINYL COLOURS



3 YEAR WARRANTY



BMARK01B



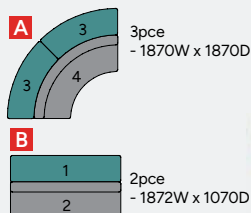
BMARK01L



BMARK02L

RAINBOW SOFT-SEATING SYSTEM

- Smart design - 4 simple pieces
- Solid ply construction
- Heavy duty locking castors
- Easily reconfigured
- Priced in Category 1 fabric
- 100s of fabric options \$POA
- Back height 750mm



MODULAR & MOBILE

• Square Back

• Shaped Back



7 YEAR WARRANTY



BACK STYLE	SHAPE	CODE	PRICE
NO BACK	1 - Straight	RAIN1SNB	\$879
	3 - Curve	RAIN3CNB	\$829
SQUARE BACK	2 - Straight	RAIN2SWB	\$1269
	4 - Curve	RAIN4CWB	\$1489
SHAPED BACK	5 - Straight	RAIN5SSB	\$1519
	6 - Curve	RAIN6SSB	\$1729

Modular Lounge Systems

it's easier with
empire
office furniture



LOUNGE BUNDLE
\$1988

NEW

ORIGAMI SUMI

- W2250 x D750 x SH450
- Side table not included

PRODUCT	CODE	SIZE (mm)	PRICE (EACH)
Origami Corner Lounge	1 x ORIG01LC	W750 x D750 x SH450	\$889
Origami Two Seat Half Lounge	1 x ORIG02LL	W1500 x D750 x SH450	\$1099



LOUNGE BUNDLE
\$7392

ORIGAMI NESUTO

- W3600 x D1500 x SH450
- Plants not included

PRODUCT	CODE	SIZE (mm)	PRICE (EACH)
Origami Corner Lounge	4 x ORIG01LC	W750 x D750 x SH450	\$889
Origami Two Seat Lounge	2 x ORIG02L	W750 x D750 x SH450	\$1249
Planta 1500	2 x PLHIGH1500	W1500 x D300 x H800	\$669



ORIGAMI OKORU

- W4800 x D1500 x SH450
- Plants not included

PRODUCT	CODE	SIZE (mm)	PRICE (EACH)
Origami Two Seat Lounge	4 x ORIG02L	W1500 x D750 x SH450	\$1249
Pebble Side Table	2 x PEBB400	W400/350 x D400 x H650	\$259
Planta 1500	1 x PLHIGH1500	W1500 x D300 x H800	\$669



ORIGAMI BOTO

- W3000 x D1500 x SH450
- Pebble Side table not included

LOUNGE BUNDLE
\$4494

ORIGBOTO
EXCL. TABLE

PRODUCT	CODE	SIZE (mm)	PRICE (EACH)
Origami Two Seat Lounge	2 x ORIG02L	W1500 x D750 x SH450	\$1249
Origami Fan Ottoman	4 x ORIG01FAN	W750 x D750 x H450	\$499
Pebble Side Table	1 x PEBB400	W400/350 x D400 x H650	\$259



ELEMENTS® F2

- W3300 x D2798 x SH450
- Chairs not included

PRODUCT	CODE	SIZE (mm)	PRICE (EACH)
Elements Trapezoid Lounge 2 seat	4 x ELETRAP02L	W1370 x D600 x SH450	\$899
Bench	4 x ELETRAP02BE	W1386 x D450 x H720	\$459



ELEMENTS® FOREST

- W3425 x D1500 x SH450
- Plants not included

PRODUCT	CODE	SIZE (mm)	PRICE (EACH)
Elements Trapezoid Lounge 2 seat	4 x ELETRAP02L	W1370 x D600 x SH450	\$899
Elements Triangle Table	2 x ELETRICT	W650 x D562 x H450	\$289
Planta 1370	2 x PLHIGH1370	W1370 x D300 x H800	\$619

VE EO Melamine Colours



7 YEAR
WARRANTY
MANY
Colours
available
POA

VE Fabric Colours



SOUTHPORT LOUNGE



- 740mm deep
- Black leather-look (PU)

SINGLE
\$629
760W
SOUT01



- Also available in 3 seater **\$1159** 1820W SOUT03

NEW &
IMPROVED PU

2 SEATER
\$949
1280W
SOUT02
3 YEAR
WARRANTY

PLUTO RANGE



- 750H x 740D x 1370W
- Fully assembled
- Timeless comfort designed to impress
- Also available in: 1 seater **\$739** 870W PLUT01
- 3 seater **\$1559** 2000W PLUT03



Ottoman
420H x 1000W x 500D
\$309 PLUT04


2 SEATER
\$1089
PLUT02
3 YEAR
WARRANTY

Boardroom Tables

Ask about approved products

SOA QED
104526

HARMONY DESIGNER BOARDROOM TABLES



2400 X 1200

\$774

HARM2412B

3 YEAR WARRANTY

Leg finishes



Tops finishes



HARMONY BOARDROOM TABLES	BOAT-SHAPE - SELECT BEECH, RED CHERRY OR WHITE
A 2400 X 1200 (2 LEG)	\$774 HARM2412B.xx
B 3000 X 1200 (3 LEG)	\$1099 HARM3012B.xx

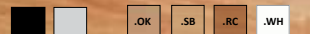
- Available in Boat Shaped, Rectangular and D-End
- Attractive designer frame with Chrome highlights
- Available in Red Cherry, Select Beech, White or Oak
- Other colours available \$POA

MILANO RANGE



CUSTOM BUILT TABLES
MADE TO YOUR SPECIFICATIONS

Milano Leg (Aluminium) Available in 4 Colours



- Polished aluminium leg & beam construction
- Top options (\$POA) - Sharknose Edge, Flat Edge, 13mm Compact Laminate
- Also available with an in-table power/data box. \$POA
- Many sizes available

MILANO BOARDROOM TABLE (BOAT SHAPED)

CODE	SIZE	PRICE
MLBT2412B	2400L X 1200W 4 LEG	\$1149
MLBT3012B	3000L X 1200W 6 LEG	\$1671

CANASTA BOARDROOM & MEETING TABLES

3000 X 1200
\$929
CABT3012B

5 YEAR WARRANTY

MANY Colours available POA



- Customisable to any width between 1000mm - 1600mm
- Customisable to any length between 2400mm - 7000mm
- Additional top shapes available (Rectangular, D-End, Tapered, Shark nose edging, \$POA)
- Available in many other colours \$POA

Tops .OK .WH .RC .SB Frames .WH .BK

NEW

1800 X 900

\$489

CAMT1890



- Customisable to any width between 900mm - 1000mm
- Customisable to any length between 1200mm - 2000mm

CANASTA TABLES

CODE	SIZE	BOAT SHAPE BOARDROOM	RECTANGULAR MEETING
CABT2412B	2400 X 1200	\$659	
CABT3012B	3000 X 1200	\$929	
CAMT1890	1800 X 900	-	\$489

BOAT SHAPE BOARDROOM TABLE



SEATS
10-12 PEOPLE

ONLY
\$740
SHBT3012B

10 YEAR WARRANTY


White/Silver

Oak/White

Select Beech/Ironstone

- 3000L x 1200D
- 2 piece top
- Scalloped base

D-END BOARDROOM TABLE



SEATS
8-10 PEOPLE

- 2400L x 1200W

ONLY

\$449

10 YEAR WARRANTY

SHBT2412D

Meeting Tables and Benches

it's easier with
empire
office furniture

DISCUS TABLE

VARIETY OF
TOP COLOURS
AVAILABLE



FROM
\$279

1000 TOP
DISCTB1000

MANY
Colours
available
POA

5 YEAR
WARRANTY

zero

Tops Bases

.BK	.WH
.WH	.BK
.RC	.ST
.SB	.BR
.OK	.CP

BLACK/WHITE
BASE
\$399

1200 TOP
DISCTB1200

As shown **\$459**
LUNA12.WHCR



DISCUS COFFEE TABLES

FROM

\$189

DISCCT600

Tops Bases

.BK	.WH
.WH	.BK
.RC	.ST
.SB	.BR
.OK	.CP



• 440mm High

MANY
Colours
available
POA

TOP DIA	CODE	BASE OPTIONS			
		BLACK/WHITE	STAINLESS	BRASS	COPPER
1000	DISCTB1000	\$279	-	-	-
1200	DISCTB1200	\$399	-	-	-
1000	LUNA10	-	\$309	\$349	\$349
1200	LUNA12	-	\$459	\$519	\$519

*Some restrictions may
apply to top & base
colour combinations

TOP DIA	CODE	BASE OPTIONS			
		BLACK/WHITE	STAINLESS	BRASS	COPPER
600	DISCCT600	\$189	-	-	-
600	LUNA01	-	\$199	\$219	\$219

MILANO ROUND TABLES

FROM
\$682

1000 TOP
MLMT10

Milano Leg (Aluminium)



Available in 4 Colours

.OK	.SB	.RC	.WH
-----	-----	-----	-----

MILANO ROUND TABLE		
CODE	SIZE	PRICE
MLMT10	1000 DIAMETER - 3 LEGS	\$682
MLMT12	1200 DIAMETER - 4 LEGS	\$895

MANY
Colours
available
POA



CANASTA ROUND TABLE

FROM
\$349

1000 TOP
CAMT1000

Frames



Tops

.OK	.SB	.RC	.WH
-----	-----	-----	-----

CANASTA ROUND TABLES		
CODE	TOP DIA	PRICE
CAMT1000	1000	\$349
CAMT1200	1200	\$409

- Solid steel construction
- Adjustable feet
- Customisable to any size between 1000mm - 1300mm (round or square)
- Available in many other colours \$POA



DESIGNER
LEG STYLE

- Range of sizes
- Lengths: (CT) 1200, 1500, 1800mm (AX) 2400, 3000, 3600mm
- Depths: (CT) 600, 750, 900 (AX) 1200mm
- Heights: 1050mm or 900mm
- Double frames available for long benches (AXBL)
- Many options available

Tops

.OK	.SB	.RC	.WH
-----	-----	-----	-----

Frames

.WH	.BK
-----	-----

CITI & AXIOM BENCHES



MOBILE BENCH



CITI 50/50 Bench		Static (Adj Feet)		Mobile (Lockable Castors)	
TOP SIZE	CODE	PRICE	CODE	PRICE	
1200 X 600	CT5BEx1260	\$559	CT5BExM1260	\$639	
1500 X 750	CT5BEx1575	\$639	CT5BExM1575	\$719	
1800 X 750	CT5BEx1875	\$669	CT5BExM1875	\$749	
1800 X 900	CT5BEx1890	\$739	CT5BExM1890	\$819	

x = H (1050mm high) or L (900mm high)

MANY
Colours
available
POA

CHUNK BAR TABLE



1200 X 700

\$879

CHUDBT12

- Solid Rubberwood timber grain with Polyurethane finish
- 90mm x 90mm solid legs
- Height: 1050mm
- Available in Light Oak or Walnut
- Also available in 1800mm x 700mm





\$1039 CHUDBT18

Shipshape Range

Ask about approved products

SOA QED
104526



-  Red Cherry/Ironstone
-  Select Beech/Ironstone
-  White/Silver
-  Oak/White



SQUARELINE

Square handle is standard on Silver/White/Oak items only.
Swap out option.
Also sold separately.

 **\$7 EACH**
HANDLE01

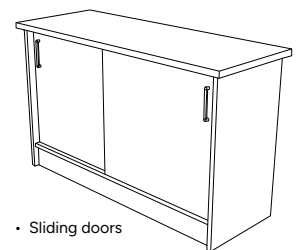
SHIPSHAPE

- E0 Environmentally Friendly board
- 10 year commercial warranty
- Flat-packed or fully assembled
- 100s of products 4 colour combos for quick delivery

- Metal-sided drawers and runners with solid bases
- Strong cammed-construction for easy assembly
- Ball-bearing full extension runners on file drawers
- 25mm on 18mm solid melamine construction
- 2mm hard-wearing rigid PVC edge
- 2 cable entry points in all desks

LOCKABLE FULL EXTENSION BALL BEARING RUNNERS

CREDENZA



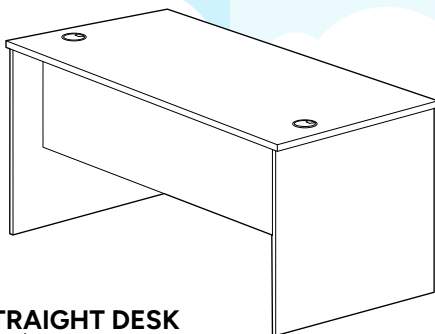
- Sliding doors

CODE	SIZE	PRICE
#SHCR12	1200W X 725H X 450D	\$369
SHCR15	1500W X 725H X 450D	\$419
#SHCR18	1800W X 725H X 450D	\$549



HOW HEALTHY IS YOUR OFFICE?

EXCLUSIVE TO EMPIRE Our SHIPSHAPE range uses board containing near to zero formaldehyde... Does yours?



A STRAIGHT DESK (OPEN) - 3/4 MODESTY

CODE	SIZE	PRICE
SHDK1260	1200W X 600D	\$199
SHDK1575	1500W X 750D	\$219
#SHDK1590	1500W X 900D	\$289

#Not available in Cherry

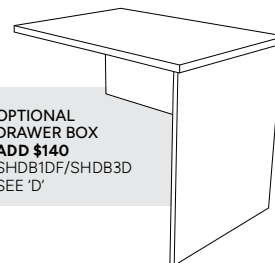


RUN-OUT SPECIALS



CODE	SIZE	PRICE
SHDK1875	1800W X 750D	\$289
SHDK1890	1800W X 900D	\$299
#SHDK2190*	2100W X 900D	\$409

*Full Modesty




OPTIONAL DRAWER BOX
ADD \$140
SHDB1DF/SHDB3D
SEE 'D'

B RETURN (OPEN)

CODE	SIZE	PRICE
SHRT09	900W X 600D X 727H	\$149
#SHRT12	1200W X 600D X 727H	\$179

- Available in left or right (Universal)



D FITTED DRAWER BOX

CODE	SIZE	PRICE
SHDB3D	3 DRAWER	\$150
SHDB1DF	1 DRAWER + FILE	\$150


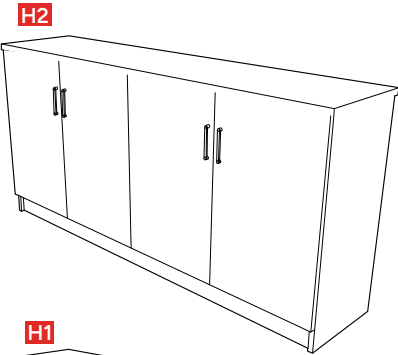
- Full extension ball bearing runner on file drawer
- 450H x 463W x 473D

NEW Oak and White

it's easier with
empire
office furniture



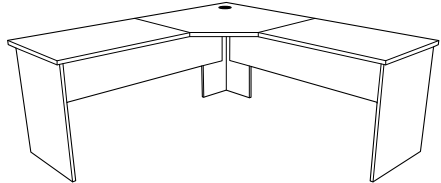
WE WILL BEAT ANY WRITTEN QUOTE...EMPIRE ALWAYS GUARANTEES THE LOWEST PRICES*



H DELUXE HORIZONTAL BOOKCASE

CODE	SIZE	PRICE
#SHBC0918	900H X 1800W X 400D	\$549
#SHSC0918	WITH DOORS	\$849

#Not available in Cherry



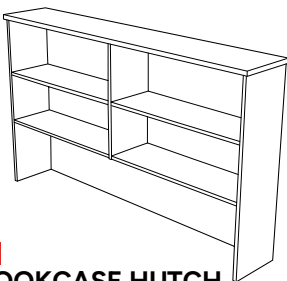
E CORNER WORKSTATION (OPEN)

CODE	SIZE	PRICE	CODE	SIZE	PRICE
SHWS61212	1200W X 1200W X 600D	\$379	SHWS61221	1200W X 2100W X 600D	\$429
SHWS61215	1200W X 1500W X 600D	\$389	SHWS61521	2100W X 1500W X 600D	\$439
SHWS61218	1200W X 1800W X 600D	\$409	SHWS61821	2100W X 1800W X 600D	\$449
SHWS61515	1500W X 1500W X 600D	\$399	SHWS62121	2100W X 2100W X 600D	\$469
SHWS61518	1800W X 1500W X 600D	\$419	SHWS71818	1800W X 1800W X 750D	\$539
SHWS61818	1800W X 1800W X 600D	\$399	SHWS71821	2100W X 1800W X 750D	\$589
		(SAVE \$70)	SHWS72121	2100W X 2100W X 750D	\$629

*Full Modesty

G EXTRA SHELF \$40 SHSH900 DELUXE BOOKCASE

CODE	SIZE	LEVELS	PRICE
SHBC09	900H X 900W X 400D	2	\$229
#SHBC12	1200H X 900W X 400D	3	\$269
SHBC18	1800H X 900W X 400D	5	\$379



F BOOKCASE HUTCH

CODE	SIZE	PRICE
#SHHU12	1200W X 320D X 1075H	\$319
SHHU15	1500W X 320D X 1075H	\$339
#SHHU18	1800W X 320D X 1075H	\$389



MOBILE PEDESTAL

CODE	SIZE	PRICE
I1 SHMP2DF	2 DRAWER + FILE	\$269
I2 SHMP4D	4 DRAWER	\$279

- 470W x 560D x 640H
- Full extension ball bearing runners
- Metal sided drawers
- Ironstone or White



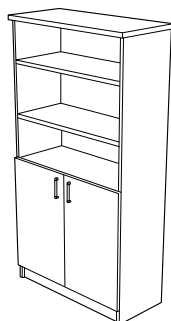
SQUARELINE

Square handle is standard on Silver/White/Oak items only.
Swap out option.
Also sold separately.

 **\$7 EACH**
HANDLE01

K STORAGE CUPBOARD (INCLUDES HALF DOORS)


CODE	SIZE	LEVELS	PRICE
SHSC18HD	1800W X 900W X 400D	5	\$529



J MEETING TABLE

CODE	SIZE	PRICE
#SHMT1000	1000MM DIAMETER	\$229

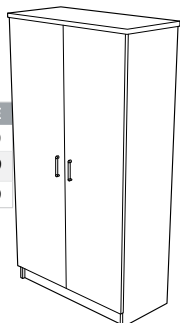
- X-base



L STORAGE CUPBOARD (INCLUDES FULL DOORS)

CODE	SIZE	LEVELS	PRICE
SHSC09	900H X 900W X 400D	2	\$379
#SHSC12	1200H X 900W X 400D	3	\$439
SHSC18	1800H X 900W X 400D	5	\$559

- 25mm shelves
- 18mm back



FLIP DESK ORGANISER



Flip 90°
Ironstone or White

320W x 320W x 450H

ONLY
\$80
SHFLIP

DESK ACCESSORIES STANDARD MONITOR STAND

500W x 350D x 150H

ONLY

\$59

SHMSREC

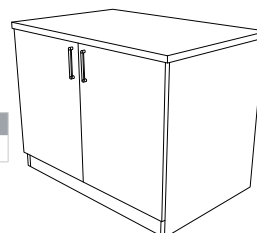
- White only



M DESK HEIGHT CREDENZA

CODE	SIZE	PRICE
#SHCR09	900W X 600D X 725H	\$329

- Hinged doors

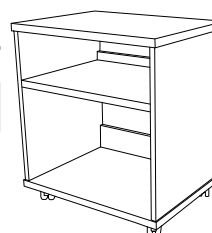


N 3 TIER MOBILE CABINET

CODE	SIZE	PRICE
#SHMOB2T	600W X 450D X 675H	\$199

- Available in Ironstone or White

#Not available in Cherry



SHIPSHAPE STRAIGHT DESK (OPEN)

1500 x 750

\$219

NO DRAWERS
SHDK1575

1800 x 750

\$289

NO DRAWERS
SHDK1875

10 YEAR
WARRANTY



Full details on page 8

OPTIONAL
DRAWER BOX
\$150
SHDB1F



White/Silver



Oak/White



Select Beech/Ironstone



Red Cherry/Ironstone

SHIPSHAPE CORNER WORKSTATION (OPEN) 1800 X 1800 X 600D

Full details on page 9



ONLY

\$399

SAVE \$70
SHWS61818



10 YEAR
WARRANTY

OPTIONAL
2 DRAWER
+ FILE
MOBILE PED
\$269
SHMP2DF



White/Silver



Oak/White



Select Beech/Ironstone



Red Cherry/Ironstone

FROM

\$289

BZDK1275

BREEZE WITH MODESTY PANELS



LEGS



TOPS



- Sturdy powdercoated frame and legs
- Comes with metal perforated modesty panel
- Various sizes
- E0 Melamine top
- 730H
- 750mm deep top for more workspace
- All tops available with cable holes, scallop tops or plain tops (scallop tops available in Oak and White only)

STRAIGHT DESKS		
DIMENSIONS (mm)	CODE	PRICE
1200 X 750*	BZDK1275	\$289
1500 X 750	BZDK1575	\$299
1800 X 750	BZDK1875	\$329

*Not available in plain tops

CORNER WORKSTATIONS		
DIMENSIONS (mm)	CODE	PRICE
1500 X 1500	BZWS1515	\$509
1800 X 1500	BZWS1815	\$539
1800 X 1800	BZWS1818	\$559


5 YEAR
WARRANTY

zero

FROM

\$509

BZWS1515



MILANO DESK

- Polished aluminium leg and beam constructions (Polished or Black)
- Available in 25mm melamine with Straight Edge or Sharknose Edge
- Squareline Brushed Silver handles
- Levelling adjustment in feet • 22 Top colours available
- Many customised sizes and combinations available

A	STRAIGHT DESK	25mm		B	MODESTY PANEL SUITS 1800mm LONG DESK
		FLAT EDGE	SHARKNOSE		
	1800W X 900D X 725H MLDK1890	\$979	\$1089		MELAMINE (AS PICTURED) MOD164.XX \$136
	2100W X 900D X 725H MLDK2190	\$999	\$1129		BREEZE MODESTY PANEL BZCDKMP1800 \$80

FITTED RETURN - 1200W (NOT PICTURED)		25mm FLAT EDGE	SHARKNOSE
FULL HEIGHT PEDESTAL RETURN - MLRTP1260 2 DRAWER + FILE / 4 DRAWER / 2FILE DRAWERS		\$449	\$499
700D X 725H - MLRT1270 OPEN RETURN - WITH MILANO LEG		\$524	\$574

MANY
Colours
available
P.O.A.

5 YEAR
WARRANTY

CITI Desks and Screens

Creating an architecturally inspired workspace is now easier with Empire!

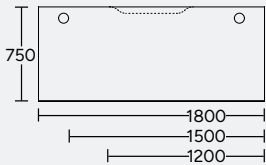
The CITI system offers style, uncompromising strength and practicality. The range includes everything you need for a complete office desk and storage system, including add-on elements like divider screens and cable management. Solid steel frame construction and support beams prevent bowing and ensure maximum stability. All CITI items include a 10 Year warranty.

10 YEAR WARRANTY

1. Determine the number of users and desk layout

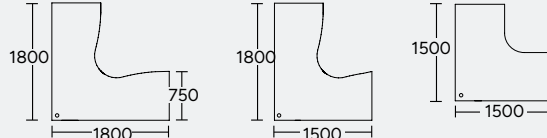
Desks are available in a variety of shapes and sizes and can either be utilised as single desks or combined into a myriad of settings to suit your space.

WORKTOPS - STRAIGHT



Straight worktops offer choice of 2x cable caps or scallop cable entry

WORKTOPS - L-SHAPE



STANDARD COLOURS AND FINISHES:

Tops:



White Oak

Frames:



White Black

2. Choose the leg system

CITI is available in standard "50/50" straight legs or contemporary "Loop" and "A-leg" frames. Full fabric panel systems can also be utilised instead of legs - these are called 'Divided' systems.

50/50



LOOP LEG



A-LEG




3. Determine divider screen requirements

The CITI system offers standard CITI divider screens that can be mounted on top of desks or noise-reducing acoustic solutions in the "Acoustico" screens (\$POA).


Alternatively, full height CITI panel screens run from the floor to above the desk, while 'Divided' panel screens go one step further and utilise screens as legs, therefore negating the need for actual 'legs' on the desks.

DESKTOP SCREEN

CITI



Acoustico



Screens:

CITI



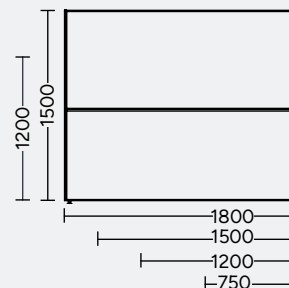
Black/White Silver/Black

Acoustico



Savoye Flatiron Empire

FULL SCREEN HEIGHT



CITI STRAIGHT DESK



Top finishes:



White Oak Select Beech Red Cherry

CITI WORKSTATION



As pictured
\$839
CTLSWS1818

4. Determine cable management requirements

Soft wiring, modular wiring or 'plug & play' wiring enables the easy use and re-use of electrical wiring components when installing or re-configuring commercial office workstations without the waste associated with hard-wiring.



Also Available in
Noise Reducing
Acoustico Screens
(\$POA)



FROM
\$669
CT5SWS1515

MANY
Colours
available
POA
ADVANCED
TESTED &
CERTIFIED

The Ultimate Office Furniture System

it's easier with
empire
office furniture



T-POD

\$735

PER PERSON
1500W X 1500W
CT5MLT21515

X-POD

\$760

PER PERSON
1500W X 1500W
X 750D
CT5MLX41515

BACK-TO-BACK

\$420

PER PERSON
1500W X 750D
CT5MBB41575C/S

SINGLE USER SETTINGS

FROM

\$359

CTASDK1260/C



SCAN TO VIEW



RUN-OUT SPECIALS

D FREESTANDING DESK & TABLES

TOP SIZE (mm)	CITI 50/50 & A-Leg		CITI Loop	
	CODE	PRICE	CODE	PRICE
1200W X 600D	CTXS DK1260/C	\$359	CTLS DK1260/C	\$419
1200W X 750D	CTXS DK1275/C/S	\$359	CTLS DK1275/C/S	\$439
1500W X 750D	CTXS DK1575/C/S	\$369	CTLS DK1575/C/S	\$449
1800W X 750D	CTXS DK1875/C/S	\$399	CTLS DK1875/C/S	\$479
1800W X 900D	CTXS DK1890/C	\$489	CTLS DK1890/C	\$579



DIMENSIONS (mm)	CITI 50/50 & A-LEG		CITI LOOP	
	CODE	PRICE	CODE	PRICE
1500W X 1500W X 750D	CTXS WS1515	\$669	CTLS WS1515	\$789
1800W X 1500W X 750D	CTXS WS1815	\$709	CTLS WS1815	\$829
1800W X 1800W X 750D	CTXS WS1818	\$719	CTLS WS1818	\$839

*Use "CT5" for 50/50 leg, use "CTA" for A-Leg

FROM

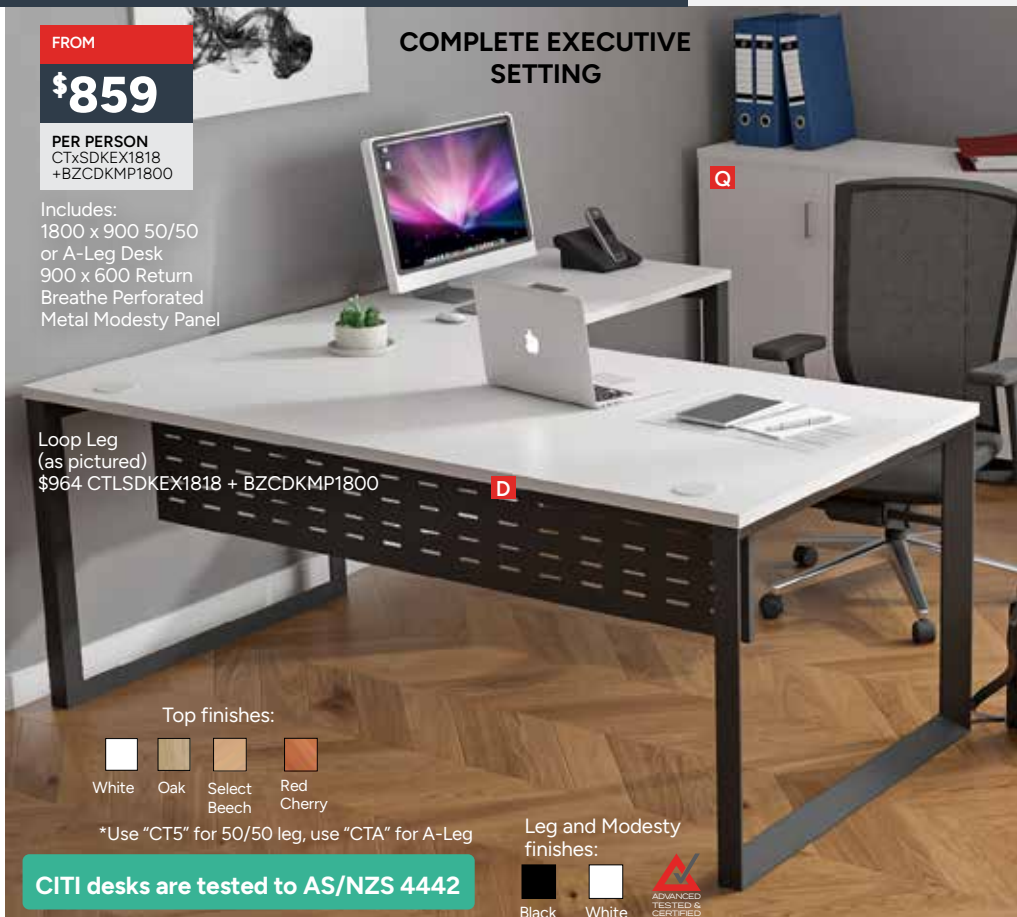
\$859

PER PERSON
CTXS DKEX1818
+BZCDKMP1800


Includes:
1800 x 900 50/50
or A-Leg Desk
900 x 600 Return
Breathe Perforated
Metal Modesty Panel

Loop Leg
(as pictured)
\$964 CTLS DKEX1818 + BZCDKMP1800

COMPLETE EXECUTIVE SETTING




Top finishes:



*Use "CT5" for 50/50 leg, use "CTA" for A-Leg

Leg and Modesty
finishes:



CITI desks are tested to AS/NZS 4442

zero

HOW HEALTHY IS YOUR OFFICE?

EXCLUSIVE TO EMPIRE
Our CITI range uses board
containing near to zero
formaldehyde...
Does yours?



SEE THE FULL RANGE IN OUR
WORKSTATION SYSTEMS CATALOGUE
AT empirefurniture.com.au

CITI Desks and Screens

Ask about approved products

SOA QED
104526

MULTI USER SETTINGS - STRAIGHT TOP OPTIONS

SINGLE SIDED FROM

\$335

PER PERSON
CT5MSS21275C/S

E

Choice of
CITI 480H Screens
or
Noise Reducing Acoustico
420H Screens (\$POA)

		SINGLE SIDED SETTING (PRICED PER PERSON)								
		50/50 OR A-LEG NO SCREENS		LOOP LEG NO SCREENS		CITI PANEL SYSTEM WITH 1200mm HIGH SCREENS & 50/50 LEGS				
CODE	TOP SIZE	2 USER	3 USER	2 USER	3 USER	1 USER	2 USER	3 USER		
CT#MSSX1275C/S	1200W X 750D	\$335	\$320	\$375	\$347	\$719	\$620	\$617		
CT#MSSX1575C/S	1500W X 750D	\$350	\$333	\$390	\$360	\$809	\$695	\$697		
CT#MSSX1875C/S	1800W X 750D	\$370	\$360	\$410	\$387	\$889	\$770	\$767		
# = LEG STYLE (5 = 50/50, A = A-LEG, L = LOOP LEG, 5P = PANEL SYSTEM) X = NO OF USERS										

DESK-TOP SCREEN

- 480mm above desk height
- 32mm slimline finish
- Mounted with sturdy steel brackets
- Finish – White or Black powder coated aluminium frame
- Commercial fabric: 2 standard colours (other colours available \$POA)
- "Pinnable" surface

WORK TOP (FINISHED HEIGHT 720 MM + 10 MM ADJUSTABLE FEET)

- 25mm E0 Melamine (Environmentally-friendly)
- Choice of 2x Cable entries or a scallop top
- Melamine colour - White or Oak (other colours available \$POA)
- 2mm impact resistant solid PVC edging
- 750mm deep in 3 lengths

Prices are per user

CITI STANDARD SCREEN FABRICS

White frame/Black fabric
Black frame/Silver fabric



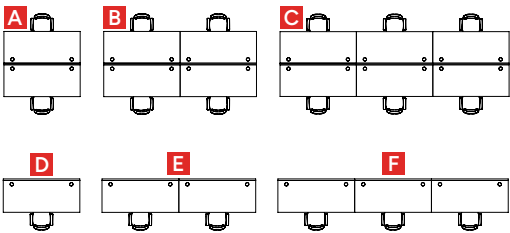
ADDITIONAL COLOURS AVAILABLE

BACK-TO-BACK FROM

\$403

PER PERSON
CT5MBB41275C/S

B



CITI BACK-TO-BACK (4 PERSON)



• Shown with Loop leg

AS PICTURED

\$445

B PER PERSON
CTLMBB41275C/S

		BACK TO BACK SETTING (PRICED PER PERSON)											
		50/50 OR A-LEG WITH SCREEN			LOOP LEG WITH SCREEN			CITI PANEL SYSTEM WITH 1200mm HIGH SCREENS & 50/50 LEGS					
CODE	TOP SIZE	2 USER	4 USER	6 USER	2 USER	4 USER	6 USER	2 USER	4 USER	6 USER	2 USER	4 USER	6 USER
CT#MBBX1275C/S	1200W X 750D	\$430	\$403	\$392	\$515	\$445	\$420	\$530	\$475	\$455			
CT#MBBX1575C/S	1500W X 750D	\$450	\$420	\$410	\$535	\$463	\$439	\$575	\$525	\$505			
CT#MBBX1875C/S	1800W X 750D	\$490	\$460	\$452	\$575	\$503	\$480	\$630	\$575	\$559			
# = LEG STYLE (5 = 50/50, A = A-LEG, L = LOOP LEG, 5P = PANEL SYSTEM) X = NO OF USERS													

Prices are per user

CITI Desks and Screens

it's easier with
empire
office furniture

MULTI USER SETTINGS - L SHAPE OPTIONS

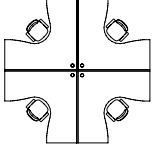
AS PICTURED

\$925

PER PERSON
PRICE WITH
ACOUSTICO
SCREEN
CTAMLX41818

CITI 'X' POD (4 PERSON)

4 PERSON



• Shown with A-leg

ACOUSTICO
SCREEN
FABRICS

EMP FLA SAV

ADDITIONAL
COLOURS
AVAILABLE

4 PERSON "X" SETTING (PRICED PER PERSON)				
		50/50 OR A-LEG WITH SCREEN	LOOP LEG WITH SCREEN	CITI PANEL SYSTEM WITH 1200mm HIGH SCREENS & 50/50 LEGS
CODE	TOP SIZE	4 USER	4 USER	4 USER
CT#MLX41515	1500WX1500WX750D	\$760	\$845	\$675
CT#MLX41815	1800WX1500WX750D	\$770	\$855	\$725
CT#MLX41818	1800WX1800WX750D	\$875	\$960	\$800

= LEG STYLE (5 = 50/50, A = A-LEG, L = LOOP LEG, 5P = PANEL SYSTEM)

Prices are per user

CITI 'T' POD (2 PERSON)

AS PICTURED

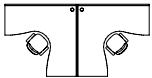
\$1000

PER PERSON
CT5PLT21818



• Shown with 50/50 leg

2 PERSON



2 PERSON "T" SETTING (PRICED PER PERSON)

		50/50 OR A-LEG WITH SCREEN	LOOP LEG WITH SCREEN	CITI PANEL SYSTEM WITH 1200mm HIGH SCREENS & 50/50 LEGS
CODE	TOP SIZE	2 USER	2 USER	2 USER
CT#MLT21515	1500WX1500WX750D	\$735	\$860	\$860
CT#MLT21815	1800WX1500WX750D	\$745	\$870	\$920
CT#MLT21818	1800WX1800WX750D	\$800	\$925	\$1000

= LEG STYLE (5 = 50/50, A = A-LEG, L = LOOP LEG, 5P = PANEL SYSTEM)

Prices are per user

FROM

\$617

CTDPBB61275C/S

CALL CENTRE
PODS



Citi

PANEL SYSTEM

1200mm or 1500mm High

- 32mm slimline finish
- Available in 2 heights. 1200mm (shown) and 1500mm & 4 widths
- Choice of Black fabric/ White powdercoated aluminium frame OR Silver fabric/ Black powdercoated aluminium frame
- Other fabric colours available \$POA
- Full height fabric coverage

POP-IN POWER & USB
\$139



SOFT80

CITI PANEL SYSTEMS



VIEW THE **CITI**
WORKSTATION
CATALOGUE FOR
MORE LAYOUT
OPTIONS



SCAN HERE
TO VIEW
THE
CATALOGUE

Citi FRAMES
AVAILABLE IN
BLACK OR WHITE
50/50, A-LEG
AND LOOP

Citi
120°
PANEL SYSTEM



FROM

\$579

PER PERSON
CT5P12091212


3 PERSON
2760mm



6 PERSON
4780mm



9 PERSON
6950mm



CITI Storage & Add-Ons

Ask about approved products

SOA QED
104526

CITI BOOKCASE & CUPBOARD



DIMENSIONS (MM)	NO DOORS			WITH DOORS		
	CODE	PRICE		CODE	PRICE	
900mm HIGH	CTBC09 N3	\$249		CTSC09 O3	\$399	
1200mm HIGH	CTBC12 N2	\$309		CTSC12 O2	\$479	
1800mm HIGH	CTBC18 N1	\$439		CTSC18 O1	\$619	

CITI HALF DOOR BOOKCASE



DIMENSIONS (mm)	CODE	PRICE	REF.
1800H X 900W X 400D	CTSC18HD	\$589	P

SCREEN HUNG SHELF

(For panel system only)



REF.	DIMENSIONS (mm)	CODE	PRICE
X	600W X 300D	CTACSCSH600.WH	\$100
X	450W X 300D	CTACSCSH450.WH	\$100

DESK MOUNTED SHELF



REF.	DIMENSIONS (mm)	CODE	PRICE
G	600W X 300D	CTACDMSH600	\$135
G	450W X 300D	CTACDMSH450	\$135

CITI HORIZONTAL CUPBOARD



ONLY
\$899

CTSC0918

CITI HORIZONTAL BOOKCASE



ONLY
\$599

CTBC0918

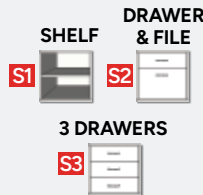
• 900H x 1800W x 400D

CITI MOBILE CADDY

CODE	PRICE	REF.
CTMCSHSH	\$309	S1 + S1
CTMCSHDF	\$459	S1 + S2
CTMCD3D	\$609	S2 + S3

- 579H x 994W x 520D
- Mix and match configurations

S
S1 + S2



CADDY CUSHION for
Mobile Peds or Caddies
ONLY \$30 SAVE \$10 CTTOPPA

DESK HUNG SCREEN (CITI OR ACOUSTICO)



RUN-OUT SPECIALS

SUITS TOP SIZE	CITI FABRIC 900mm HIGH		ACOUSTICO 600mm HIGH	
	CODE	PRICE	CODE	PRICE
750mm	CTDH0975	\$228	APDH40606	\$140
1200mm	CTDH0912	\$251	APDH41106	\$220
1500mm	CTDH0915	\$277	APDH41406	\$379
1800mm	CTDH0918	\$308	APDH41706	\$379

BLACK FABRIC/WHITE FRAME OR SILVER FABRIC/BLACK FRAME

SAVOYE, FLATIRON & EMPIRE

CLAMP ON SCREEN (CITI OR ACOUSTICO)



- Easy attachment
- Suits most standard desks



SUITS TOP SIZE	CITI FABRIC 480mm HIGH		ACOUSTICO 400mm HIGH	
	CODE	PRICE	CODE	PRICE
750mm	CTDM0575	\$134	APBR0406	\$98
1200mm	CTDM0512	\$236	APBR0411	\$152
1500mm	CTDM0515	\$261	APBR0414	\$279
1800mm	CTDM0518	\$276	APBR0417	\$279

BLACK FABRIC/WHITE FRAME OR SILVER FABRIC/BLACK FRAME

SAVOYE, FLATIRON & EMPIRE

Acoustico: CITI:



Acoustico: CITI:



UPTOWN HEIGHT ADJUSTABLE ELECTRIC DESKS

“UPTOWN” Sit-Stand ...at Downtown Prices!



- 1 motor, 2-Step frame
- Single button control
- 80kg lift capacity
- Black or White frame
- 32mm/sec
- Range: 665mm to 1125mm



FROM

\$609

UP2DK1260C

CODE	SIZE	PRICE
UP2DK1260C	1200W X 600D	\$609
UP2DK1275C/S	1200W X 750D	\$619
UP2DK1575C/S	1500W X 750D	\$629
UP2DK1875C/S	1800W X 750D	\$659

Tops




Frames



CABLE BASKETS

Available in Black and White

- Single tier Cable Basket Includes mounting brackets (pair)
- Powered includes Quad GPO Outlet with Mounting Clip and 1.5m 3-Pin Starter Lead



CABLE UMBILICAL



ONLY

\$55

ALTU1300

- Black or White
- 1300mm Long
- For Sit-Stand Desks

COMFY ANTI FATIGUE MAT FOR SIT-TO-STAND DESKS



780 X 520

\$79

COMF0805

- Thick, dense, durable one-piece Polyurethane closed cell foam
- PVC free and easy to clean

CABLE BASKET	SUITS DESK (mm)	POWERED	UNPOWERED
SWCB950X	1200mm	\$136	\$34
SWCB1250X	1500mm	\$137	\$35
SWCB1550X	1800mm	\$143	\$41

CABLE SOCK



ONLY

\$69

ALTUSOCK.BK

- Cover/protect power and data cables between the desktop and the floor/cable tray
- Full length zipper
- Internal segregation for data cables with Velcro closures
- Velcro loops make it easy to attach to a cable basket
- Includes self-adhesive strips to attach to smooth surfaces
- No tools required

ONLY

\$319

PERCH01

10 YEAR WARRANTY

- Gas lift
- Seat height range 595-840mm
- Seat diameter 300mm
- Available in Black or Blue

PERCH STOOL



“BOB” DESKTOP SIT-STAND ELECTRIC MONITOR STAND

- Simple controller with USB-A & USB-C charging ports
- 435mm height travel range
- 900mm x 530mm worktop with 680mm x 260mm keyboard tray
- Minimum required desktop depth - 650mm

OVERALL FOOTPRINT ~ 900 x 670mm	MAX WEIGHT	CODE	ELECTRIC LIFT
NO MONITOR ARM	45KG	BOB20E	\$489
SINGLE MONITOR ARM	15KG	BOB20EM1	\$589
DUAL MONITOR ARM	8KG	BOB20EM2	\$639

5 YEAR WARRANTY



*Monitor weight per arm

The exciting new Altura range of electric height adjustable desks and workstations makes fitting out multi-user workplaces easier! The range is extremely customisable and can be ordered with or without trays and privacy screens. Additional choices of round leg or square leg, top and frame colours makes this range unbeatable!



ALTURA STRAIGHT DESK

A



Melamine top colours

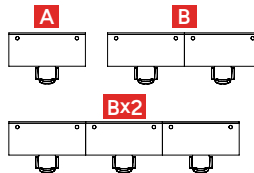


• Many other top colours available.
\$POA

FROM

\$759

ALXDK1275C/S



		STRAIGHT DESKS HEIGHT ADJUSTABLE (SQUARE LEG & ROUND LEG)							FIXED HEIGHT (SQUARE LEG & ROUND LEG)	
TOP SIZE (mm)	A DESK ONLY (NO TRAY OR SCREEN)		TRAY ONLY (NO SCREEN)		SCREEN ONLY (NO TRAY)		WITH TRAY & CITI SCREEN		BASIC (NO TRAY OR SCREEN)	
	CODE*	PRICE	CODE*	PRICE	CODE*	PRICE	CODE*	PRICE	CODE*	PRICE
1200W X 750D	ALxDK1275C/S	\$759	ALxDKT1275C/S	\$889	ALxDKP1275C/S	\$1049	ALxDKTP1275C/S	\$1169	ALxDKFX1275	\$469
1500W X 750D	ALxDK1575C/S	\$769	ALxDKT1575C/S	\$929	ALxDKP1575C/S	\$1089	ALxDKTP1575C/S	\$1219	ALxDKFX1575	\$489
1800W X 750D	ALxDK1875C/S	\$799	ALxDKT1875C/S	\$979	ALxDKP1875C/S	\$1139	ALxDKTP1875C/S	\$1279	ALxDKFX1875	\$509
1800W X 900D	ALxDK1890C	\$899	ALxDKT1890C	\$1089	-	-	-	-	ALxDKFX1890	\$539
B	JOINING KIT (NO RETURN SCREEN)		ALCSSBRIDGE		ALJLSS	\$50	ALJBLSS	\$100	-	-

ALTURA SINGLE WORKSTATIONS

C



FROM

\$1379

ALXWS1515

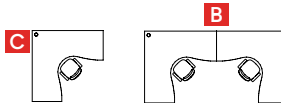
Top finishes:



Leg finishes:



Standard screen fabrics:



As shown \$1819
ALXWSTP1515



	L - SHAPE HEIGHT ADJUSTABLE (SQUARE LEG & ROUND LEG)							FIXED HEIGHT (SQUARE LEG & ROUND LEG)		
	WORKSTATION ONLY (NO TRAY OR SCREEN)		TRAY ONLY (NO SCREEN)		SCREEN ONLY (NO TRAY)		WITH TRAY & CITI SCREEN		BASIC (NO TRAY OR SCREEN)	
TOP SIZE (mm)	CODE*	PRICE	CODE*	PRICE	CODE*	PRICE	CODE*	PRICE	CODE*	PRICE
1500W X1500D	ALxWS1515	\$1379	ALxWST1515	\$1549	ALxWSP1515	\$1699	ALxWSTP1515	\$1819	ALxWSFX1515	\$829
1500W X 1800D	ALxWS1815	\$1399	ALxWST1518	\$1599	ALxWSP1518	\$1729	ALxWSTP1518	\$1889	ALxWSFX1815	\$869
1800W X 1500D	ALxWS1815	\$1399	ALxWST1815	\$1599	ALxWSP1815	\$1729	ALxWSTP1815	\$1889	ALxWSFX1815	\$869
1800W X 1800D	ALxWS1818	\$1429	ALxWST1818	\$1609	ALxWSP1818	\$1759	ALxWSTP1818	\$1909	ALxWSFX1818	\$879
JOINING KIT (NO RETURN SCREEN)			ALCSSBRIDGE	\$61	ALJLSS	\$50	ALJBLSS	\$100	-	-

*Use "R" for Round leg, use "S" for square leg

NEW Altura Electric Workstation System

it's easier with
empire
office furniture



T-POD

\$1750

PER PERSON
1500W X 1500D
ALxLTP1515

D END SCREEN KITS

	CODE	PRICE
SINGLE SIDE	ALEPSS	\$290
BACK-TO-BACK	ALEPBB	\$540

G JOINING KITS WITH RETURN SCREEN

	CODE	PRICE	CODE	PRICE
SINGLE SIDE	ALJPSS	\$290	ALJBPS	\$340
BACK-TO-BACK	ALJPBB	\$540	ALJBPB	\$580

* Joining kits can only be installed on the 750D side.

SPECIFICATIONS

- Market leading weight rating 210kg (3 motors - L shape) & 135kg (2 motors - Rectangular)
- Height range - min 625mm, max 1270mm
- Individually motorised legs (no exposed mechanism)
- Frame colour - black, white
- Anti-collision safety feature
- 4 memory pre-sets
- Smooth, silent action
- Descends at 35mm per second
- One touch activation of height mobility makes transitions quick and easy

CHOICE OF ROUND LEG OR SQUARE LEG

Tops:



Frames:



10 YEAR WARRANTY
FRAME & MOTOR



LED CONTROL PANEL (INCLUDED)

CABLE BASKETS

Available in Black and White

- Single tier Cable Basket Includes mounting brackets (pair)
- Powered includes Quad GPO Outlet with Mounting Clip and 1.5m 3-Pin Starter Lead



CABLE BASKET	SUITS DESK (mm)	POWERED	UNPOWERED
SWCB950X	1200mm	\$136	\$34
SWCB1250X	1500mm	\$137	\$35
SWCB1550X	1800mm	\$143	\$41

ALTURA BACK-TO-BACK



As shown \$950
per person
ALSBBP1875C/S

Top finishes: Leg finishes: Standard screen fabrics:



ALTURA T-POD



As shown \$1850
per person
ALSLTTP1818

FREE
SPACE PLANNING & DESIGN SERVICE


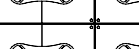
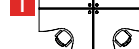
TOP SIZE (mm)	CODE*	PRICE
1200W X 750D	ALxBBT1275C/S	\$905
1500W X 750D	ALxBBT1575C/S	\$925
1800W X 750D	ALxBBT1875C/S	\$960

F JOINING KIT (NO RETURN SCREEN) ALCBBBRIDGE \$64

2 PERSON



4 PERSON



E BACK TO BACK (PRICED PER PERSON) (SQUARE LEG & ROUND LEG)

TRAY ONLY (NO SCREEN)		SCREEN ONLY (NO TRAY)		WITH TRAY & CITI SCREEN	
CODE*	PRICE	CODE*	PRICE	CODE*	PRICE
ALxBBT1275C/S	\$905	ALxBBP1275C/S	\$890	ALxBBTP1275C/S	\$1025
ALxBBT1575C/S	\$925	ALxBBP1575C/S	\$915	ALxBBTP1575C/S	\$1065
ALxBBT1875C/S	\$960	ALxBBP1875C/S	\$950	ALxBBTP1875C/S	\$1105
ALCBBB8RIDGE	\$64	ALJLBB	\$50	ALJLBB	\$110

F JOINING KIT (NO RETURN SCREEN) ALCBBBRIDGE \$64

H 2 PERSON T-POD (PRICED PER PERSON) (SQUARE LEG & ROUND LEG)

TOP SIZE (mm)	CODE*	PRICE	CODE*	PRICE	CODE*	PRICE
1500W X 1500D	ALxLTT1515	\$1545	ALxLTP1515	\$1690	ALxLTPP1515	\$1750
#1500W X 1800D	ALxLTT1518	\$1580	ALxLTP1518	\$1725	ALxLTPP1518	\$1760
*1800W X 1500D	ALxLTT1815	\$1580	ALxLTP1815	\$1725	ALxLTPP1815	\$1760
1800W X 1800D	ALxLTT1818	\$1600	ALxLTP1818	\$1750	ALxLTPP1818	\$1850
JOINING KIT (NO RETURN SCREEN)	ALCBBBRIDGE	\$64	ALJLBB	\$50	ALJBLBB	\$110

F JOINING KIT (NO RETURN SCREEN) ALCBBBRIDGE \$64

I 4 PERSON X-POD (PRICED PER PERSON) (SQUARE LEG & ROUND LEG)

TOP SIZE (mm)	CODE*	PRICE	CODE*	PRICE	CODE*	PRICE
1500W X 1500D	ALxLXT1515	\$1548	ALxLXP1515	\$1713	ALxLXTP1515	\$1810
#1500W X 1800D	ALxLXT1518	\$1590	ALxLXP1815	\$1723	ALxLXTP1518	\$1888
*1800W X 1500D	ALxLXT1815	\$1590	ALxLXP1815	\$1723	ALxLXTP1815	\$1888
1800W X 1800D	ALxLXT1818	\$1608	ALxLXP1818	\$1758	ALxLXTP1818	\$1900

F JOINING KIT (NO RETURN SCREEN) ALCBBBRIDGE \$64

*Use "R" for Round leg, use "S" for square leg #Cable tray 1500 side *Cable tray 1800 side

Huge Range of Tables

Ask about approved products

SOA QED
104526

4 LEG TABLES

TIMMY STEEL-FRAME TABLES & BENCHES CHOOSE THE SIZE THAT SUITS YOUR NEEDS! BEST PRICES!

ALSO AVAILABLE
"Tested and Certified" model
Emmy steel frame table
EMSXXXX \$POA

SIZES	A 4 LEG (BLACK) (735mm H)	B BENCHES (1025mm H)	C FOLDING (SILVER) (735mm H)
900 X 600	\$264 TISF0960.XX	\$322 TISFH0960.XX	-
1200 X 600	\$269 TISF1260.XX	\$360 TISFH1260.XX	-
1500 X 750	\$309 TISF1575.XX	\$447 TISFH1575.XX	\$339 SHFT1575.XX
1800 X 750	\$339 TISF1875.XX	\$473 TISFH1875.XX	\$359 SHFT1875.XX
1800 X 900	\$359 TISF1890.XX	-	\$389 SHFT1890.XX

BENCHES



- Priced in Select Beech, Red Cherry, Natural Oak or White Tops
- Many sizes & colours available \$POA
- 40mm sturdy steel tube with 25mm Top
- Adjustable feet

FOLDING TABLES



Black frame only

.BK

TIMMY TABLES - 19 colours & many sizes available \$POA			
1. 600 x 600	5. 900 x 900	9. 1500 x 750	13. 1800 x 900
2. 600 x 750	6. 1200 x 600	10. 1500 x 900	14. 2100 x 600
3. 900 x 600	7. 1200 x 750	11. 1800 x 600	15. 2100 x 750
4. 900 x 750	8. 1500 x 600	12. 1800 x 750	16. 2100 x 900
Lengths: 600/900/1200/1500/1800/2100mm			
Widths: 600/750/900mm Heights: 735/1025mm			

ECHO FLIP TABLE

Tops



Frames



- Adjustable length beam

TOP SIZE	HEIGHT	CODE	PRICE
1500L x 750D	725mm	ECH1575	\$449
1800L x 750D	725mm	ECH1875	\$469

NEW BLACK FRAME AVAILABLE!

FROM \$449

ECH1575

3 YEAR WARRANTY

TIMBER VENEER LINK LAPTOP TABLE



ONLY

\$359

SAVE \$20
LINKTAB

.NA

- 340W x 470D x 648H
- 65kg weight rating
- Lightweight
- Heavy duty plywood laminate construction
- Exposed wooden edges
- Clear lacquered beech veneer finish
- Multi-use positions to suit various applications

SOLACE SIDE TABLE

ONLY

\$159

SOLAST500



Tops .OK .WH .BK

Bases .WH .BK

- Able to slide under lounges
- Oval base plate 500W x 280D
- 18mm thick EO Enviroboard top
- Powder coated underframe and base plate

PEBBLE SIDE TABLE

FROM

\$259

PEBB400



.WH .BK

- 400/350W x 400D x 650H
- Solid Steel Design with Heavy Base for Stability
- Available in Black or White

QUADRIC SCHOOL TABLES

QUADRIC TABLES FIXED HEIGHT

- 25mm steel frame

FROM

\$181

QDTB0606W



QUADRIC TABLES HEIGHT ADJUSTABLE

- 30mm steel frame

FROM

\$231

QDTB0606WT



- H565-765
- 5 convenient height adjustments in one easy to adjust leg

HEIGHT ADJUSTABLE

NEW FULLY WELDED DESIGN

Core Colour:

Extended Colours



SIZE	TABLES 720MM FIXED HEIGHT	PRICE	HEIGHT ADJUSTABLE 565-765MM H	PRICE
600W x 600D	QDTB0606W	\$181	QDTB0606WT	\$231
700W x 550D	QDTB0705W	\$184	QDTB0705WT	\$234
1200W x 600D	QDTB1206W	\$245	QDTB1206WT	\$310
BENCHES - 900MM FIXED HEIGHT				
1200W x 600D	QDBE1206	\$275		

SCAN TO VIEW



EDUCATION
RUN-OUT SPECIALS

zero

MANY Colours available POA


7 YEAR WARRANTY


Acer Table Range

it's easier with
empire
office furniture

UP TO 40% OFF • SELECTED COLOURS AND SHAPES • WHILE STOCKS LAST

1 ROUND NEW OAK NOW AVAILABLE






1200mm


FROM

\$331

ACTROUND

2 CRESCENT NEW BLACK ACER LEGS NOW AVAILABLE






1200mm
900mm

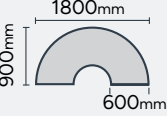
FROM

\$341

ACTRESC

3 ARC






1800mm
900mm
600mm


FROM

\$401

ACTARC

4 RECTANGLE FIXED HEIGHT OR BENCH HEIGHT ADJUSTABLE LEGS





1500mm
750mm

FROM

\$376

ACT1575

ALSO AVAILABLE IN ERASABLE SURFACE TOPS

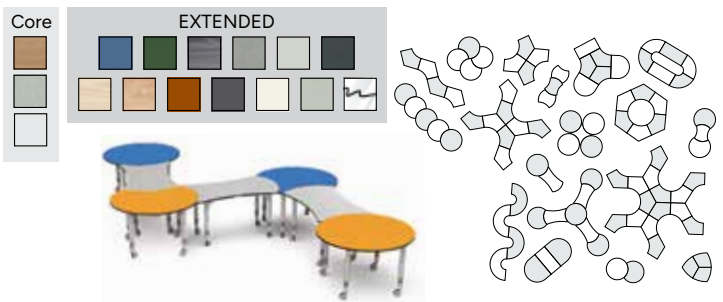



IDEAL FOR EDUCATIONAL USE

COMPARE OUR TOP SIZES

Acer tables offer lower "cost per student"... Acer 1200mm diameter tables accommodate 4 students, other 900mm diameter tables accommodate 1 student.

TOP SHAPE	FIXED HEIGHT WITH LEVELLING FEET		HEIGHT ADJUSTABLE WITH CASTORS	
	CODE	PRICE	CODE	PRICE
1A ROUND	ACTROUND	\$331	ACTROUNDW	\$463
1B ROUND WB*	ACTROUND.WB	\$361	ACTROUNDW.WB	\$493
2A CRESCENT	ACTCRESC	\$341	ACTCRESCW	\$473
2B CRESCENT WB*	ACTCRESC.WB	\$371	ACTCRESCW.WB	\$503
3A ARC	ACTARC	\$401	ACTARCAW	\$533
3B ARC WB*	ACTARC.WB	\$441	ACTARCAW.WB	\$573
4A RECTANGLE	ACT1575	\$376	ACT1575AW	\$508
4B RECTANGLE WB*	ACT1575.WB	\$406	ACT1575AW.WB	\$538




All Acer tops are 18mm thick MDF

*Erasable Surface tops have 12 month warranty


Available Table Frames: (Check specific products to see which frames apply)

F



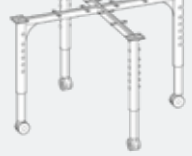
Fixed Height Leg
(with levelling feet)
720mm high

W



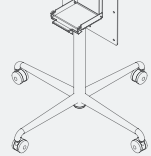
Fixed Height Leg
(with lockable castors)
720mm high

AW




Height Adjustable Leg
(with lockable castors)
6 heights: 550 | 610 | 640 | 680 | 720 | 750mm

FP




Flip Table
(with lockable castors)
720mm high

B




Bench Fixed Height Leg
(with levelling feet)
900mm high

BW




Bench Fixed Height Leg
(with lockable castors)
900mm high


BAW




Bench Height Adjustable Leg
(with lockable castors)
6 heights: 720 | 780 | 810 | 850 | 900 | 930mm



The only flip frame suitable for 1200mm tops



Strong 60mm height adjustable leg



Option of heavy duty lockable castors or glides (ACBELLGLIDE)



Flexible ways to Learn!

Ask about approved products

SOA QED
104526

EDCO CANTILEVER CHAIR AND STOOL

Modern ergonomically designed cantilever chairs absorb the bounce of active children, so teachers don't have to.

The robust seat surface is easy to clean and resists scratches. The C-frame makes raising the chairs on desks and tables quick and safe.

Glides provide stability and protect floors from abrasion.

A convenient grip hole in the seatback makes carrying this lightweight chair effortless.

	GRADE	SEAT HEIGHT	CODE	SUITS DESK HEIGHT (mm)	PRICE
EDCO CANTILEVER CHAIR	3-5	380mm	EDCHC380**	625-700	\$109
	4-6	430mm	EDCHC430*	675-725	\$115
	6-12	460mm	EDCHC460*	725-750	\$119
EDCO CANTILEVER STOOL	6-12	660mm	EDSTL660*	900	\$149

* Stocked range: Any colour shell on Black Frame

** Stocked range: Charcoal or Yale Blue shell on Black frame

Shell colours:

7 YEAR WARRANTY



380H CHAIR

\$109

EDCHC380**

660H STOOL

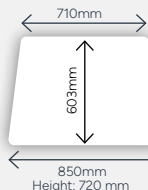
\$149

EDSTL660*

LASSO TAPER

RADIUS CORNERS FOR ADDED SAFETY

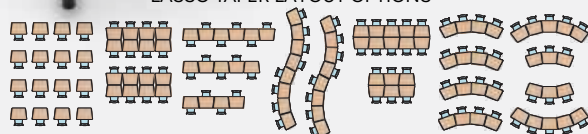
OPTIONAL TOTE (T) \$35



FROM
\$217

LASTAPER/W

LASSO TAPER LAYOUT OPTIONS



OPTIONAL CASTORS FOR EASY MANOEUVRABILITY

STYLE	LEGS	STATIC	MOBILE	PRICE
SHIELD	3	LASSHIELD	LASSHIELDW	\$187
TAPER	4	LASTAPER	LASTAPERW	\$217
TAPER + TOTE	4	LASTAPERT	LASTAPERWT	\$252

* Prices based on standard Melamine colours

** Erasable surface tops add \$10

STANDARD TOP COLOURS:



EXTENDED TOP COLOURS:



FRAME COLOURS:



LASSO SHIELD



Height: 720 mm

FROM

\$187

LASSHIELD/W

SCAN TO VIEW



EDUCATION RUN-OUT SPECIALS

LASSO SHIELD LAYOUT OPTIONS



STOREWELL COMPARTMENT STORAGE UNIT

8 BAY



• W1593 x D450 x H854

FROM
\$829

STSTOREH08

6 BAY



• W1200 x D450 x H854

FROM
\$699

STSTOREH06

4 BAY



• W870 x D450 x H854

FROM
\$489

STSTOREH04

STSTOREV08
\$829

Also available in vertical format

STSTOREV06
\$699

EXTENDED COLOURS:



- Choice of 50mm adjustable feet or 100mm castors
- Customise with different options for each row of bays – enquire to order
- Choose from open bay (standard), tote rails (trays sold separately), doors, small drawers or large drawers
- Sustainable EO MDF laminate construction
- Each bay is 375mm x 375mm – providing ample space for storage

	ACCESSORIES	DESCRIPTION	LENGTH mm	CODE	PRICE PER BAY
TOTES		1x Mini Tote+Rails	365W x 420D x 115H	TOTE120	\$25
		2x Mini Tote/Maxi Tote+Rails	365W x 420D x 270H	TOTE220	\$45
DOORS		Single Door	375W x 18D x 375H	-	\$30
		2x Small Drawers	375W x 420D x 187H	-	\$70
DRAWERS		Large Drawer	375W x 420D x 375H	-	\$45

GROW DESK - 9 HEIGHT POSITIONS



NO TOTE
600 x 450
\$189
GRDKC0604

- Tested and Certified to the Australian Standard
- Height adjustable - 9 positions
- Height range 550 - 750mm
- 18mm environmentally friendly E-Zero top with tamper-proof, moulded PP edging and a strong steel frame

Grow leg "height indicator" ensures simple height adjustment

- Height adjustable 9 positions
- Height range 550 - 750mm

7 YEAR WARRANTY



TOP	SIZE mm	CODE*	PRICE NO TOTE	PRICE WITH TOTE
SINGLE	600W X 450D	GRDKC0604	\$189	\$199
SINGLE	600W X 600D	GRDKC0606	\$195	\$205
DOUBLE	1200W X 600D	GRDKC1206	\$255	\$335

*Add "T" for TOTE



NO TOTE
600 x 600
\$195
GRDKC0606



NO TOTE
1200 x 600
\$255
GRDKC1206

- Optional Grow Tote with rails (pack of 2) suits Grow 1200w desk

STAX EXAM TABLE

ONLY
\$199
STAXTABLE



- 720H x 750W x 700D
- 12mm MDF Top (E1) with heavy duty slimline rod frame
- Available in Diamonds top with Pearl Silver powdercoat frame or Oak top with black frame
- Stackable up to 25 high on a trolley



Stax Trolley
STAXTROLLEY
\$375

QUADRIC FOLD-UP EXAM TABLE



730 HIGH
\$169
QDFTB0805

7 YEAR WARRANTY

Trolley holds 16 tables \$1120 QDFTBR16

- 730H x 800W x 550mm D
- 18mm E-Zero top
- Folding frame

ASSEMBLY INCLUDED



ALBERT EXAM TABLE



ONLY
\$159
ALBTB0705

- Lightweight, stacking polypropylene table ideal for exam time.
- W740 x D500 x H720

PLATO STOOL



2 HEIGHTS
\$149
PLSTxx

- Heights: 370mm or 450mm
- Diameter 330mm
- Base encourages movement



PLATO CHAIR

Tested to AS/NZS 4610.2 Education Chairs. 180kg Static Load Test. 200,000 Seat/Back Fatigue Test.

- High Impact Polypropylene 1 piece frame
- Back leg angle designed to discourage backward rocking

GRADE	SEAT	CODE	SUITS DESK	PRICE
PREP-1	335	PLCH335	550-600	\$54
PREP-3	355	PLCH355	600-650	\$56
4-6	400	PLCH400	625-725	\$62
6-12	460	PLCH460/L	725-750	\$64

- Stackable - 10 High
- Also available in smaller heights 240/260/280/300mm


10 YEAR WARRANTY



460 HIGH

\$64

PLCH460L



PLATO LINK



The ever popular Plato chair (460mm) is now also available with easy linking feature ideal for school halls, assembly areas, canteens etc.

- Also available chair trolley for easy move and reset (TROLLEY01) \$POA



SAVE UP TO 34%

PODZ CUBEE



ONLY
\$134
SAVE \$65 PDCUBEC

- 470mm wide

PODZ PETAL



ONLY
\$149
SAVE \$43 PDFLOWPETCL

- 470mm wide

PODZ GEO



ONLY
\$314
SAVE \$165 PDGEOC

- 1120mm wide

WHILE STOCKS LAST SPECIAL

PODZ CENTRIC



ONLY
\$374
SAVE \$205 PDCENTC

- 1300mm wide



EDUCATION RUN-OUT SPECIALS

CLEARANCE

ALSO AVAILABLE IN FABRIC \$POA



7 YEAR WARRANTY



Not all products available in all colours. Please enquire.

Flexible Learning Furniture

Ask about approved products

SOA QED
104526

SATELLITE TEACHERS LECTERN



FROM
\$729
SATLECTERN

SATELLITE TEACHERS CADDY WITH SHAPED TOP

- Top size: W900 x D550
- Erased surface (optional)



FROM
\$779
SATCADDYT

SATELLITE TEACHERS CADDY
\$739
SATCADDY

Standard Features

- Base size: W485 x D500 x H1070
- With slide out worktray
- Heavy duty locking castors
- Gang lock (all locking drawers)



MANY Colours available POA

PONDER CARREL



*2 x Ponder Carrel Seating not included

PER PERSON
\$329
PDPONDER

- The modular design of the Ponder Carrel makes them ideal for grouping together.
- W835 x D600 x H1200



ACER STUDY CARREL
\$401
ACTCARREL

FUSION LEARNING CENTRE

ONLY
\$729

FUSIONSTD

- Strong paper holder
- Heavy duty locking castors
- Includes rear storage
- Includes magnetic whiteboard
- 830W x 450D x 1560H
- * Tote boxes extra \$20ea TOTE120



EDUCATION RUN-OUT SPECIALS



UPTOWN GAS HEIGHT ADJUSTABLE TABLE/ LECTERN

NEW



GAS LIFT!

ONLY
\$349
UPTB0605



- 5kg lift capacity
- 40kg total load capacity
- Table top section is 600 x 550mm
- Height adjustable from 750-1150mm
- Tablet groove
- Drink holder
- Lockable castors


STEAMROLLER MAKER ACCESS



FROM
\$731
SRTA1812

- SRTA1812 W1800 x D1200 x H720
- SRBE1812 W1800 x D1200 x H900 \$763

Also available without sides



STEAMROLLER MAKER ENGAGE



Also available without sides

TOTES INC.
\$1498

SRBE1812T15 +TOTE20

- Prices include 15 totes (sold separately)
- W1800 x D1200 x H900

STOREWELL TOTE STORAGE

5 TOTE

TOTES INC.

\$349

STSTORETOTE05 +TOTE20

- Overall size: 414cm(W) x 450cm(D) x 904cm(H)
- Prices include totes (sold separately, refer Storewell Totes below)



10 TOTE

TOTES INC.

\$599

STSTORETOTE10 +TOTE20

- Overall size: 807cm(W) x 450cm(D) x 904cm(H)
- Prices include totes (sold separately, refer Storewell Totes below)



15 TOTE

TOTES INC.

\$829

STSTORETOTE15 +TOTE20

- Overall size: 1200cm(W) x 450cm(D) x 904cm(H)
- Prices include totes (sold separately, refer Storewell Totes below)



Classic Totes

420W x 365D x 120H
\$20

Maxi Totes

420W x 365D x 220H
\$40

White TOTE120.WH



TOTE220.WH

Charcoal TOTE120.CH



TOTE220.CH (Stocked)

Orange TOTE120.OR



TOTE220.OR

Light Green TOTE120.GNLT



TOTE220.GNLT

Cranberry TOTE120.BUR



TOTE220.CRA

Purple TOTE120.PU



TOTE220.PU

- Choice of 50mm adjustable feet or 100mm castors
- Lockable castors for easy movement



Whiteboards

it's easier with
empire
office furniture

CEO LECTERN



ONLY
\$289

CEOL01

3 YEAR WARRANTY

SMALL
\$339

XORESC01

- Extra Shelf
- LED Lamp (Batteries Inc)
- Locking Castors



XO MOBILE RESOURCE CENTRE



- Steel handle
- 598W x 450D x 1000H
- Lockable single drawer and door

TEACHERS TOWER



1800H TOTES INC.

\$1149

TEACHTOW18
+TOTEX20

- 1000D x 600W
- Double sided
- Mobile whiteboard and storage unit
- Stools not included
- Prices include totes (sold separately, see pg. 24)

1200H TOTES INC.

\$849
TEACHTOW12
+TOTEX20

MAGNETIC DESIGNER GLASS BOARD



- Lifetime stainfree surface
- 4mm safety toughened glass
- 8 times stronger than glass

SIZE	PRICE	CODE
900W x 600H	\$219	TRRLGB0906
1200W x 900H	\$479	TRRLGB1209
1500W x 900H	\$579	TRRLGB1509
1500W x 1200H	\$679	TRRLGB1512
1800W x 900H	\$659	TRRLGB1809
1800W x 1200H	\$759	TRRLGB1812
2100W x 1200H	\$859	TRRLGB2112
2400W x 1200H	\$979	TRRLGB2412

ALSO AVAILABLE IN BLACK BACKED SURFACE
1200W x 600H **\$409** TRMG1206B
1800W x 1200H **\$989** TRMG1812B

MOBILE WHITEBOARDS



- Double sided • Sturdy frame
- 1750mm overall height

3 YEAR WARRANTY

1200W x 1000H	1500W x 1000H	1800W x 1000H
\$309	\$389	\$439
TSMWB1210	TSMWB1510	TSMWB1810

COMMUNICATE ROOM DIVIDER



ONLY

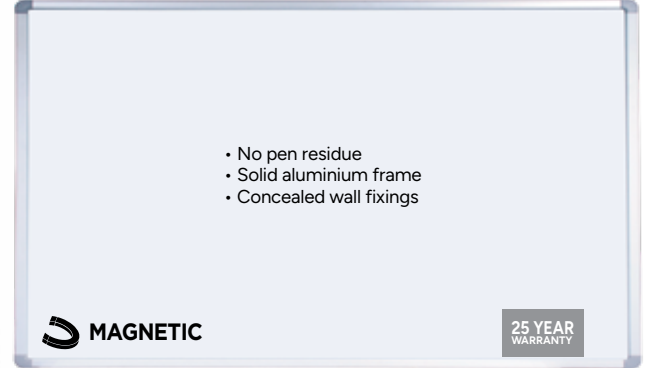
\$749

COMD02

3 YEAR WARRANTY

- 900W x 1800H
- Each Divider can be linked together with the Connector Kit COMD01 **\$29**
- Side 1 - magnetic whiteboard with magnetic pen shelf and adjustable flipchart pad hooks
- Side 2 - pinnable charcoal fabric
- 90mm locking castors

WALL MOUNT WHITEBOARD



- No pen residue
- Solid aluminium frame
- Concealed wall fixings

MAGNETIC

25 YEAR WARRANTY

COMMERCIAL GRADE 3YR WARRANTY

900W x 600H	\$79	TSWB0906
1200W x 900H	\$129	TSWB1209
1500W x 900H	\$169	TSWB1509
1800W x 900H	\$209	TSWB1809
1800W x 1200H	\$259	TSWB1812
2400W x 1200H	\$329	TSWB2412
3000W x 1200H	\$449	TSWB3012

PORCELAIN SURFACE 25YR WARRANTY

900W x 600H	\$119	TRRLPWW0906
1200W x 900H	\$209	TRRLPWW1209
1500W x 900H	\$309	TRRLPWW1509
1800W x 900H	\$359	TRRLPWW1809
1800W x 1200H	\$389	TRRLPWW1812
2400W x 1200H	\$509	TRRLPWW2412
3000W x 1200H	\$649	TRRLPWW3012

Porcelain surface (vitreous enamel) whiteboards are ideal for heavy duty use such as schools, conference centres and medical facilities

CITI FREE STANDING PANEL SCREEN

1200H		
750W	\$329	CTFS1275.CH
1200W	\$379	CTFS1212.CH
1500W	\$439	CTFS1215.CH
1800W	\$479	CTFS1218.CH

1500H		
750W	\$339	CTFS1575.CH
1200W	\$439	CTFS1512.CH
1500W	\$499	CTFS1515.CH
1800W	\$559	CTFS1518.CH

FROM
\$329

CTFS1275.CH

Silver Fabric/Black Frame
Black Fabric/White Frame



FELT PINBOARDS



- Strong extra thick felt
- Wall fixings supplied
- Available in Blue or Grey

3 YEAR WARRANTY

900W x 600H	\$69	TSPB0906
1200W x 900H	\$119	TSPB1209
1500W x 900H	\$149	TSPB1509
1800W x 900H	\$159	TSPB1809
2400W x 1200H	\$279	TSPB2412

BLOK SCREENS

FROM
\$339

BLOK1515

3 YEAR WARRANTY



1500H x 1500W	\$339	BLOK1515
1500H x 1800W	\$389	BLOK1518
1800H x 1500W	\$389	BLOK1815
1800H x 1800W	\$419	BLOK1818

• 50mm thick • Pinnable surface

Largest Selection of Mesh Office Chairs

Ask about approved products

SOA QED
104526

ERGOFORM



INC. ARMS
\$299
BLACK BASE
ERGF22M

OPTIONAL
POLISHED
BASE
ADD \$70
ERGF22P

10 YEAR
WARRANTY

- Full ergo 3 lever mechanism
- Tilt tension control
- Adjustable arms
- Adjustable height back



FLOW



NO ARMS
\$349
FLOW23

OPTIONAL
ADJUSTABLE
ARMS
ADD \$90
ARMKIT29

- Adj ratchet back/lumbar
- Independent tilting seat/back
- Black mesh back

FLOW & MET TESTING

Tests based on AS/NZS 4438 (Level 6)
Height Adjustable Chairs

259kg Static Load Test
320,000 Cycles - Back Test
300,000 Cycles - Seat Test
Tests assume user weight of 140kg



THE MET



EXECUTIVE
\$499
ARMS INCL.
METT12

- Fully ergonomic 3 lever mechanism
- Ratchet back • Adjustable arms
- Polished aluminium base

ABIGAIL



MED BACK
\$189
ABIG14
3 YEAR
WARRANTY

- Ideal meeting chair
- Single position tilt lock
- Black mesh back with black fabric seat

STRIDE



MED BACK
\$199
STRD24.BKE2
3 YEAR
WARRANTY

- Mesh back/fabric seat
- Generous seat
- Single position tilt lock with tension control

PEDRO




NO ARMS
\$249
PEDR23
5 YEAR
WARRANTY

OPTIONAL T-ARM
(FIXED HEIGHT)
\$50
ARMKIT20

- 2-lever fully-ergonomic seat and back tilt adjustment
- Medium back high tension mesh
- Padded mesh seat
- Tilt mechanism test 300,000 cycles
- 136kg seat static load test
- Approved for Government use QED 104526 SOA



WORKMATE



ONLY
\$289
WORKMSHA
5 YEAR
WARRANTY

- Synch Mech
- Modern plastic perforated backrest
- Fully adjustable arms

NERVA BOARDROOM CHAIR



ONLY
\$309
NERV11.BK
10 YEAR
WARRANTY

- 135kg max user weight
- Fixed height
- Generous seat size (505x450mm)
- Single position lockheight adjustment using sleek steel handle
- Self-weighted mechanism with alloy rocker box
- Single piece shell with fixed arms



LINEAR



ADJUSTABLE ARMS
\$359
LINE14M
5 YEAR
WARRANTY

- Black mesh with fabric seat

SYNCHRO MECHANISM

OPTIONAL
POLISHED BASE
ADD \$70
LINE12MP/14MP

HEAD REST
OPTION
ADD \$50
LINE12M/P

PROMAX




IDEAL PROJECT CHAIR
\$399
PMA233
5 YEAR
WARRANTY

OPTIONAL
ADJUSTABLE
ARMS
\$90
ARMKIT29

- Ratchet Back Height Adj
- Black Base
- 60mm Twin Castor
- Black Mesh Back
- Black E11 Fabric Seat

ZEUS



BLACK
\$439
ZEUS14.BK
10 YEAR
WARRANTY

GREY
\$499
ZEUS14.GY

- Tension adjustment for chair reclining
- Full mesh, one-piece back and seat in grey (alloy base) or black (nylon base)

Mesh Office Chairs

it's easier with
empire
office furniture

OLIVIA

BLACK

\$379

OLIV14

5 YEAR WARRANTY

Padded lumbar support

- Synchro Mechanism with 4 position lock
- Seat Slide
- Adjustable Arms

WING

ADJ. HEADREST

\$499

BLACK WING12H

5 YEAR WARRANTY

Adjustable lumbar support with added foam

- Synchronised mechanism with "weight balance"
- Adjustable height lumbar support
- 4 position tilt lock
- Adjustable height PP arms

A-TEAM

NO ARMS*

\$399

ATEAM11.BK

10 YEAR WARRANTY

- *Priced in Black All Over
- Mesh back available in Black/Red/Blue/Green (\$POA)
- Seat available in many colours (\$POA)

WITH ARMS*

\$489

ATEAM12.BK



NAME	CODE	NO ARMS	ARMS
TEAMSTAR	TEAMS11/12	\$309	\$399
SYNC A-TEAM IN BLACK	ATEAMSYN11.BK/12.BK	\$329	\$419
A TEAM IN BLACK	ATEAM11.BK/12.BK	\$399*	\$489*
A-TEAM RATCHET	ATEAMRCH11/12	\$409	\$499
A-TEAM HEAVY DUTY	ATEAM11HD/12HD	\$489	\$579

- Adjustable lumbar support
- Height adjustable arms
- High density foam
- Independent seat & back tilt
- Gas lift

Ask about upgrade to the Super-Heavy Duty Model
160kg
ATEAM11/12HD

• Standard 135kg weight rating

A sample has been tested by AFRDI



ERGOFIT

Height/tilt adjustable headrest

\$629

EFIT12M

Adjustable lumbar support

ZONE 2 OPERATOR

ERGONOMIC

\$629

EROZ24E

5 YEAR WARRANTY

- High density moulded foam
- Ratchet back height adjustable
- 3D adjustable arms
- Polished aluminium base
- Synchronised mechanism - lockable in 4 positions

- 3 position locking synchro mech
- Adjustable arms (height, angle, forward & backward)
- Stealth tension adjustable lumbar support
- 8 zone individual mesh support



THE HUM HIGH BACK CHAIR

NEW

PROJECT

\$749

ERHU14P.BKM1

Common features:

- Adjustable Back (6 heights)
- Bionic Adjustable Lumbar (height and tension)
- Single Lever Mechanism for Height, Seat Slide and Back Tilt
- Super Interlock Recline Mode locks lumbar support in place while back is reclined.
- 65mm Castors
- Greenguard Gold Certified
- 97% of materials are recyclable



Project Specific Features:

- 3D Adjustable Arms (height, depth & angle)
- Weight Balance Mechanism (auto adjusting)
- Black Nylon Base



ELITE 2

\$949

ERHU12E.BKM1

Elite 2 Specific Features:

- Polished Aluminium Frame
- 5D Adjustable Arms (angle, height, depth, width & front tilt up)
- Adjustable Seat Tilt Tension (forward and back)
- Polished Aluminium Base
- Large Adjustable Headrest (height and angle)



PU LAB STOOL

HEIGHT RANGE: 340-580mm

A1

IMPROVED MECHANISM

B2

HEIGHT RANGE: 560-820mm

	STYLE	CODE	PRICE
A1	SADDLE	LABST02	\$209
A2	SADDLE (with Drafting Kit)	LABST02D	\$259
B1	CHAIR	LABCH23N	\$299
B2	CHAIR (with Drafting Kit)	LABCH33N	\$359

- Features:
- High quality moulded PU
 - Hard wearing and easy to clean

GENIUS CHAIR

MEDIUM BACK (PROJECT)

\$599

GENN14P

NEW

Common features:

- Black Mesh Seat and Back
- Ratchet height adjustable back
- Lumbar tension control
- Seat Slide
- Single Lever Multi-Function Mechanism (Height, Seat Slide, Tilt Lock)
- Adjustable Tilt Tension

HIGH BACK (ULTRA)

\$729

GENN12U

New Drift Mechanism Reduces Leg Pressure

- 3D Headrest
- 6D Adjustable Arms
- Polished Alloy Base
- All Mechanism controls in one place



- No Headrest
- 3D Adjustable Arms
- Black Nylon Base



Operator Chairs

Ask about approved products

SOA QED
104526

ERGOFORM

WITH ARMS

\$309

BLACK BASE
ERG22M

- Features:
- Tilt tension control
- Full ergo 3 lever mechanism
- Adjustable height back
- Adjustable arms
- Black fabric or Black mesh



ALSO AVAILABLE
IN MESH
\$299
OPTIONAL
POLISHED
BASE
ADD **\$70**
ERGF22P



10 YEAR
WARRANTY

Tested to BIFMA
X5.1 - to 125kg
540,000 cycles
(Tilt Mech Test)
140,000 cycles
(Seat Durability
Test)
60,000 cycles
(Arm Durability
Test)

MAYFIELD

MED BACK

\$189


MAYF23

STANDARD ARMS
ADD **\$50**
ARMKIT12



3 YEAR
WARRANTY

- Gas lift
- Tilting back
- Height adj back
- Black fabric



STRENGTH DURABILITY STABILITY

CERTIFICATION
=
REDUCED RISK
=
PEACE OF MIND

STANDARDS
AUSTRALIA

NATA

SGS



A sample
has been
tested by
AFRDI



CONNECTION RANGE

ADJUSTABLE ARM
ADD **\$90** ARMKIT50
FIXED LOOP ARM KIT
ADD **\$50** ARMKIT12



DRAFTING KIT
ADD **\$130**
DRAFT91



- Black 5 Star Base
- Advanced Tested & Certified to AS/NZS 4438 (Level 6)
- 200kg static load test



5 YEAR
WARRANTY



MED BACK

\$219

BLACK
CONX23

2-LEVER SEMI-
ERGONOMIC
BACK TILT
ADJUSTMENT



HIGH BACK

\$259

BLACK
CONX21

2-LEVER FULLY-
ERGONOMIC
BACK TILT
ADJUSTMENT
EXTRA LARGE SEAT



EX HIGH BACK

\$289

CONX27

3 LEVEL FULLY-
ERGONOMIC
INDEPENDENT SEAT &
BACK TILT ADJUSTMENT
LARGE SEAT


EXECUFORM

WITH ARMS

\$529

EEXF22

10 YEAR
WARRANTY



- High density foam
- Adjustable arms
- Extra large moulded seat/back
- Independent back & seat tilt
- Available in Black fabric



JEMMA

SUPER STRONG MECHANISM

FABRIC

\$369

NO ARMS
JEM21

OPTIONAL ARM
KIT ADD **\$90**
ARMKIT18



LEATHER LOOK

\$429

NO ARMS
JEM21

AS SHOWN
WITH ARMS
\$519



- Fully ergonomic
- Independent tilting seat and back
- Steel base
- Black fabric or Black Leather-Look (PU)



10 YEAR
WARRANTY

CHAIR ACCESSORIES - DON'T FORGET YOUR CHAIR MAT!

SMALL

\$89

915 X 1220mm
WITH ANCHORS
CHAX01

LARGE

\$109

1350 X 1150mm
WITH ANCHORS
CHAX02

DIPLOMAT

\$159

1220 X 1525mm
WITH ANCHORS
CHAX03

LARGE
HARD FLOOR

\$149

1350 X 1150mm
NO ANCHORS
CHAX04

Mat pattern



- Suitable for low pile carpets

NOW 20% THICKER
EXTRA THICK: AVOIDS CRACKS & DENTS

Executive Chairs

EMERALD

HIGH BACK

\$269

EMER12

3 YEAR WARRANTY



- Black leather look (PU)
- Padded arms
- Single position tilt lock mechanism

ARLINGTON RANGE

HIGH BACK

\$399

ARLN12

3 YEAR WARRANTY



- Knee tilt mechanism
- Multi position lock
- Black leather look PU
- Chrome polished arms & base

CANTILEVER

\$279

ARLN46

5 YEAR WARRANTY



- Cantilever base

BETA

PU

\$319

BETA12.BKLOA

3 YEAR WARRANTY



NEW & IMPROVED PU

- Single position tilt lock
- Black leather look (PU)
- "Flip-Away" arms

BETA

MESH

\$319

BETA12.WHSL

3 YEAR WARRANTY



- Slate mesh white frame
- Single position tilt lock
- "Flip-Away" arms

MARRIOTT

HIGH BACK

\$369

MARR12

3 YEAR WARRANTY



NEW & IMPROVED PU

- Black leather look (PU)
- Single position tilt lock



HEAVY DUTY CHAIRS

BROADBEAM

ONLY

\$689

BROAD12

3 YEAR WARRANTY



NEW & IMPROVED PU

RATED TO 200kg

- Super strong construction for the larger body type with extra large seat (620W x 520D)
- Finished in very soft leather look PU
- Polished aluminium base and arms

BIG MAN

ONLY

\$809

BIGM12.BKLE

5 YEAR WARRANTY



RATED TO 200kg

REAL LEATHER

- Extra large seat (560W x 480D)
- Genuine leather seat & back
- Tilt lock • Fixed padded arms
- Large seat • Steel base

TEXAS 200

LEATHER-LOOK PU

\$749

TEXAS200HD.BKPU



MESH

\$749

TEXAS200HD.BK



RATED TO 200kg



5 YEAR WARRANTY

- 200kg user weight rating
- BIFMA approved
- Simple 100mm gas strut mechanism
- 35-50mm high density foam
- Reclining arm rests
- Steel 700mm dia base with PA castors

Boardroom Chairs

Ask about approved products

SOA QED
104526

CHARTER RANGE



HIGH BACK
\$319
CHART12



MID BACK
\$289
CHART14



MID MESH
\$289
CHART14M

- Black leather-look (PU) upholstery

• HB = 630mm high

• MB = 490mm high

- MB = 490mm high
- Black mesh finish

- Removable arm padding
- Chrome base and arms
- Single position tilt lock mechanism

3 YEAR WARRANTY

THICK PAD
\$429

PILB14MBT



PILBARA BOARDROOM

ALSO AVAILABLE
THICK PAD
HIGH BACK
\$479
PILB12HBT

ALSO AVAILABLE
SLIM PAD
HIGH BACK
\$449
PILB12HBS

SLIM PAD
\$399

PILB14MBS



5 YEAR WARRANTY



- Thick pad or thin pad
- Classic retro design
- Tilt lock with tension control

- Many frame colours
- Many upholstery colours
- Fabric or Heavy Duty PU

ROXBY MEETING STANDARD

- Interchangeable seat, base and arm options
- 4 star base available in Black, White & Polished Alloy
- Adjustable height
- Large comfortable seat 450W x 420D
- High quality aluminum
- Ezi Rolling rubber castors, also suitable for soft floors



BUY WITH CONFIDENCE
BEWARE OF CHEAP IMITATIONS

Optional
With Arms
\$429
Save \$20
ROXB62S

Chair Colours

- Tan PU
- Black PU
- Forest Green PU
- Mahogany PU
- Navy PU
- Charcoal PU
- Grey Fabric
- Olive Fabric

Base Colours

- Black
- White
- Polished Alloy

NO ARMS
\$369

SAVE \$20
ROXB61S

5 YEAR WARRANTY

ROXBY MEETING DELUXE WITH TILT



Optional With
Arms **\$509**
ROXB62D

- Large comfortable seat 450W x 420D
- Tilting mechanism
- 5 star base • Gas lift
- High quality aluminum
- High quality DONATI mechanism
- Ezi Rolling rubber castors, also suitable for soft floors

NO ARMS
\$449

ROXB61D

5 YEAR WARRANTY

ROXBY SLED



ONLY
\$329

ROXB71SL

5 YEAR WARRANTY

- Large comfortable seat 450W x 420D
- Solid steel frame

ROXBY SLED BASE STOOL



- 780mm seat height
- Solid steel frame

ONLY
\$349

ROXB01ST

5 YEAR WARRANTY

Foyer Chairs

it's easier with
empire
office furniture



SPICER

'CLOUD' FABRIC FROM

\$299

SPIC

500W x 610D



SALISBURY

'DENIM' FABRIC FROM

\$329

SALB

570W x 620D



SALISBURY XL

BLACK VINYL FROM

\$439

SALBXL

670W x 740D

- Detailed Stitch
- High Density Foam Seat
- Steel or Timber Legs
- Re-inforced Frame
- Commercial Grade Upholstery
- Rub tested 50,000 times (Fabric), 100,000 times (Vinyl)

MANY LEG STYLES
4-LEG METAL
4 LEG TIMBER
SLED

VARIETY OF COLOUR OPTIONS

SPICER STOOL



'SLATE' FABRIC
METAL 4 LEG-
BLACK

\$379

SPIC650/750

METAL 4 LEG
- TIMBER
SPIC750 **\$389**

SALISBURY ARM STOOL



'STEEL' FABRIC
METAL 4 LEG-
BLACK

\$409


SALB650/750

METAL 4 LEG
- TIMBER
SALB750 **\$419**


Custom fabrics available **\$POA**

STANDARD MODEL INCLUDES FABRIC AND 4 LEG METAL BASE (BLACK)	
FINISH	ADD
4 FABRICS (Warwick Gravity) Denim, Navy, Slate, Steel	-
4 LEATHER GRAIN LOOK FABRICS (Warwick Eastwood) Bisan, Donkey, Slate, Tan	-
3 LEATHER LOOK FABRICS (Warwick Pelle) Navy, Sage, Tan	\$30
VINYL (V) Black	-
4 LEG METAL (4LM) - Black	-
4 LEG METAL (4LM) Lt. Oak, Dark Walnut, Lt. Walnut, Birch	\$10
4 LEG TIMBER (4LT) Lt. Oak, Lt. Walnut	\$130
Other bases available (\$POA): Disc, Sled, Trestle & Castors	

Fabric Colours




Frame Styles & Colours



3 YEAR WARRANTY

MANY Colours available POA

MYSTIQUE CHAIRS



VISITOR CHAIR

\$179

SAVE \$30
LUX-MYS01B

2 YEAR WARRANTY

- Upholstered in velvet fabric
- Black painted metal frame
- Gold painted metal frame
- LUX-MYS01G




MYSTIQUE STOOL

\$259

LUX-MYS980G

CADIA 5-STAR



ONLY

\$619

CADIA5C

5 YEAR WARRANTY



- Height adjustable seat
- Steel 5-star castor base
- Foam seat cushioning
- 140kg weight limit

ONLY

\$619


CADIA4L

5 YEAR WARRANTY



- 140kg weight limit
- Foam seat cushioning
- Black or White powder coated steel frame
- Cushioning backed by steel frame

CADIA 4-LEG



LETO FOYER



ONLY

\$649

LETO51

5 YEAR WARRANTY



Also available in:
Cross Sled
LETOCRS01

- BIFMA Certified
- Greenguard GOLD Certified
- 135kg user weight rating
- Internal Seat 570W x 515D mm
- Molded foam backrest and seat
- Black powder coated solid steel 4-star base
- 97% polyester, 3% nylon fabric upholstery

MACKAY TUB



- 710W x 690D x 790H • Fully assembled
- Available in Black leather-look (PU)

NEW & IMPROVED PU

ONLY

\$499

MACK01

3 YEAR WARRANTY

CUBE LOUNGE



- Also available in:
2 seater **\$999 1450W** CUBE42
3 seater **\$1299 2000W** CUBE43

SINGLE

\$689

890W
CUBE41

3 YEAR WARRANTY

- 740mm deep
- Stainless steel frame
- Black leather look (PU)
- Modern furniture, classic design

ARDINA



Also available in:
2 seater **\$999**
ARDIN02



ONLY

\$659

ARDIN01

5 YEAR WARRANTY

- Black Powdercoat solid tube frame
- Removable back cushion
- Rubber button feet
- Available in Light Blue or Charcoal

Visitor Chairs

Ask about approved products

SOA QED
104526

"SIDEKICK" SWIVEL STOOL

WITH RING

\$214

SIDE02

NOT SHOWN
NO RING
\$129
SIDE01

3 YEAR WARRANTY



- 400mm Dia seat
- Seat height 550mm to 750mm
- Black leather look PU seat
- Chrome finish base with gas lift

POLY STACKER

ONLY

\$89

UCPP481

3 YEAR WARRANTY



- Strong steel frame
- Available in Black only

STRATA STACKER

ONLY

\$99

SSRA61

5 YEAR WARRANTY



- 2 standard fabrics, Blue or Black

MARVIN

ONLY

\$139

MARV71.BK

3 YEAR WARRANTY



- Steel black powder coated sled frame
- Stackable

BERLIN VISITOR

ONLY

\$149

BBER44

3 YEAR WARRANTY



- Cantilever
- Black Vinyl
- Chrome frame

ZOOM RANGE

NO ARMS

\$179

ZOOM61

3 YEAR WARRANTY



WITH ARMS
\$189
ZOOM62

SLED BASE
\$209
ZOOM71

- Strong, chromed-steel frame
- Mesh back with Black fabric seat



LONDON RANGE

BLACK FRAME
BLACK FABRIC

\$199

LLON44B

3 YEAR WARRANTY



CHROME FRAME
BLACK FABRIC

\$219

LLON44C

- Black frame with arm pads
- Black fabric seat and back
- Chrome frame + arm pads
- Black leather-look (PU)

G20 MEETING

4 LEG

\$189

G20LEG

3 YEAR WARRANTY



- Stackable (4 high)
- Polypropylene arms
- Solid steel frame
- Black mesh back & Black (E2) fabric seat



ANGIE VISITOR

ONLY

\$219

ANGE44

3 YEAR WARRANTY



- Chrome cantilever frame
- Matches many executive chairs
- Black leather-look (PU)

SONAR CANTILEVER

MESH

\$199

SONA72

5 YEAR WARRANTY



- Cantilever Chrome Frame
- Square Fixed Arms
- Mesh Back

SOLIDWORX - AUSTRALIA'S TOUGHEST TRAINING CHAIR

NO ARMS

\$329

SWRX61W.BK



WITH ARMS

\$369

SWRX62W.BK



RIGHT TABLET

\$429

SWRX63W.BK



Common features:

- Plastic back
- Stackable
- Foldable seat for nesting
- Iron tube leg and PU castor
- Simple and effective linking feature
- All components meet BIFMA standard
- Greenguard Certified
- Approved for Government use
- DET 68449 SOA

3 YEAR WARRANTY

- Foldable arm rest and tablet
- Tablet on RHS, Size 330W x 260D



LINKING KIT
\$30 SWRXLINK



STACKING TROLLEY
\$329 SWRX63W.BK

Training & Breakout Chairs

it's easier with
empire
office furniture

MIXX 'N' MATCH

THE MIXX RANGE

Australia's most versatile range of high quality breakout visitor seating.

	BASE STYLE	CODE	DETAIL (ALL PRICES PLASTIC SHELL)	PRICE
A	4 LEG	MIX61xx	Metal frames options	\$169
B	SLED	MIX71xx	Chrome/Black/Woodgrain	\$169
C	4 LEG TIMBER	MIX61Tx		\$159
D	STOOL (630 or 760H)	MIX630x/760x	Black or Chrome frame	\$219
E	TIMBER LEG STOOL	MIX630Tx/760Tx	Black or Chrome foot ring	\$249
F	5 STAR BASE	MIX13x	Black nylon, gas lift and castors	\$229
G	UPHOLSTERED SEAT	Optional Upgrade	Warwick gravity fabric	ADD \$90
H	FULLY UPHOLSTERED	Optional Upgrade	Warwick gravity fabric	ADD \$250
I	ARMS	Optional Upgrade	Lt.Grey/Black/White	ADD \$50

VARIETY OF LEGS AND ARMS OPTIONS

• Plastic shell only

MANY Colours available PCA



SEE THE FULL RANGE IN OUR MIXX CATALOGUE AT:
empirefurniture.com.au

WASTE PAPER BIN

ONLY
\$29
TECH08

SPECTRUM CAFÉ CHAIR

ONLY
\$89
SAVE \$10 SPEC61
3 YEAR WARRANTY



- Static seat load tested to 250kg
- Suitable for indoor or outdoor use
- Stackable
- Approved for Government use DET 68449 SOA

A sample has been tested by AFRD!

10 VIBRANT COLOURS

VIRGINIA BAR STOOL

METAL FRAME
\$109
VIRG01



TIMBER FRAME
\$149
VIRG01T

- Seat height 760mm
- Overall height 820mm
- Oak coloured timber or black metal leg
- Polypropylene Seat
- Great for Kitchen and Bar areas
- Available in Black & Grey

3 YEAR WARRANTY

VERVE RANGE

PLASTIC STOOL
\$189
NO ARMS
VERS81P



- Chrome frame
- 762mm seat height
- Black plastic seat and back
- Fully assembled

5 YEAR WARRANTY

PLASTIC
\$99
NO ARMS
VERS61P



- Tested to AS/NZS 4688
- Fixed Height Chairs

10 YEAR WARRANTY

FABRIC
\$179
NO ARMS
VERS61F



- 160kg Static Load Test
- 100,000 Seat/Back Fatigue Test

10 YEAR WARRANTY

FABRIC WITH TABLET
\$259
NO ARMS
VERS63F



Choice of left or right tablet
VERS63xL.xx
VERS63xR.xx

10 YEAR WARRANTY

PLASTIC WITH TABLET
\$179
NO ARMS
VERS63P



10 YEAR WARRANTY

VERVE TROLLEY
\$120
VERS66

- Holds 10 x Fabric or 20 x Plastic



Built Strong Steel Storage

Ask about approved products

SOA QED
104526

ALL-STEEL MOBILE PEDESTAL



- 590H x 390W x 500D
- Fully assembled
- 2 drawers plus file
- Heavy duty ball bearing runners on file drawer
- White, Graphite Ripple or Black Satin

BUILT STRONG MINI MOBILE PEDESTAL



- 525H x 300W x 500D
- Fully assembled
- 1 drawer plus file
- Heavy duty ball bearing runners on file drawer
- White or Black Satin

SUITABLE FOR HEIGHT ADJUSTABLE DESKS

CITI MOBILE PEDESTAL




- 597H x 390W x 500D
- Lockable • 2 drawer plus file
- 4 colour handles - Green, Red, Blue or Black
- Heavy-duty ball-bearing runners on file drawer

CITI MONITOR SINGLE ARM



- 442mm arm reach
- Height adjustment 400mm height range
- 80° up/down tilt
- 90° left/right pan
- Quick release for easy screen removal
- 75mm or 100mm VESA compatible
- Weight Capacity 15kg per arm
- Colours: White or Black

CITI MONITOR DOUBLE ARM



CITI MONITOR SINGLE + LAPTOP



CITI CPU HOLDER

\$39 CTAC09.WH



LATERAL FILING CABINETS

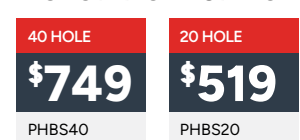
- 2 Drawer - 720H x 900W x 460D
- 3 Drawer - 1010H x 900W x 460D
- Fully assembled
- Anti tilt
- Available in White or Black Satin
- Graphite Ripple still available while stocks last



WOULD YOU LIKE FILES WITH THAT?
\$70 inc GST ENSF50

- Box of 50 files
- Made from 100% recycled board
- Smooth runners for quiet gliding of files

PIGEON HOLE UNITS



- 20 hole, 1010H x 1040W x 385D
- 40 hole, 1827H x 1040W x 385D
- White & Graphite Ripple
- All steel construction

FILING CABINET



4 DRAWER
\$429
1300mm H
FCBS4D

3 DRAWER
\$375
1010mm H
FCBS3D

2 DRAWER
\$315
710mm H
FBS2D

10 YEAR WARRANTY
Built STRONG
A sample has been tested by AFRO!



- 460W x 620D
- Fully assembled
- Full extension ball bearing runners
- 4 durable powder coat colours: Graphite Ripple, White, Grey & Black Satin

LOCKERS (SILVER GREY)



STYLE	SIZE	CODE	LATCH LOCK	KEY LOCK
Single Door	305W X 1827H X 460D	LKBS301/K	\$259	\$279
2 Door	305W X 1827H X 460D	LKBS302/K	\$269	\$309
4 Door	305W X 1827H X 460D	LKBS304/K	\$329	\$409
Single Door	380W X 1827H X 460D	LKBS381/K	\$279	\$299
2 Door	380W X 1827H X 460D	LKBS382/K	\$289	\$329
4 Door	380W X 1827H X 460D	LKBS384/K	\$349	\$429

• Also available in banks of 2 or 3

INFINITE LOCKERS



3 YEAR WARRANTY

STYLE	CODE	PRICE
Single Door	INFMLOCK1D	\$429
2 Door	INFMLOCK2D	\$499
3 Door	INFMLOCK3D	\$569
4 Door	INFMLOCK4D	\$629
Step Door	INFMLOCKSTEP	\$559

- 305W x 455D
- Available in White or Natural Oak
- Includes 2 keys per lock
- Soft close hinges
- MDF doors with clear sealant on vent cutouts
- Digital lock available with private or public lock programming **\$79** INFNLOCK.BK

METAL STATIONERY CUPBOARDS

4 SHELVES
\$519
2100mm H
SCBS21

3 SHELVES
\$419
1827mm H
SCBS18

2 SHELVES
\$329
1010mm H
SCBS10



10 YEAR WARRANTY

EXTRA SHELF
(INCLUDING CLIPS)
\$40 SCBSSH

- 905W x 460D
- Adjustable shelves
- Three point locking mechanism
- Priced in White, Graphite Ripple & Silver Grey



INDUSTRIAL STEEL SHELVE



2100mm H

ONLY
\$399

SSBS21.SG
10 YEAR WARRANTY

EXTRA SHELF
(INCLUDING CLIPS)
\$40 SCBSSH

- 4 adjustable shelves
- 2100H x 905W x 460D
- Silver Grey



INDUSTRIAL QUALITY LONG SPAN SHELVE



A INITIAL
\$899
1900mm H
LSBS18I

B EXTENSION
\$549
950mm W
LSBS09E

10 YEAR WARRANTY

- High quality all steel construction
- Massive 350kg per shelf capacity
- Supplied with 2 adjustable shelves and 2 fixed shelves as standard

2100H X 600D		
STYLE	CODE	PRICE
1000W Initial	LSBS09	\$659
950W Extension	LSBS09E	\$549
1900W Initial	LSBS18I	\$899
1850W Extension	LSBS18E	\$789
EXTRA ADJUSTABLE SHELF (PACK OF 2)		
STYLE	CODE	PRICE
900W	LSBS09A	\$170
1800W Extension	LSBS18A	\$250

Built Strong Tambour Door Cupboards

Ask about approved products

SOA QED
104526

**NEW AND IMPROVED
GERMAN-ENGINEERED
DOOR SYSTEM**

PLANTER BOX

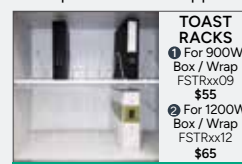
- 200mm high
- Available in 900W (holds 3 x 200mm dia pots) or 1200W (holds 4 x 200mm dia pots)
- Black or White



- Fully assembled
- 900W or 1200W
- Lockable
- Adjustable shelves included
- Available in Black or White
- Attractive roller shutter doors, retract inside the cabinet
- Extra Shelf 900W or 1200W **\$35** TDBSSH09/12

	Width	Holds Plants	Code	Price
Planter Box Only (No Drip Trays or Plants)	900W	3	PLBS09	\$220
	1200W	4	PLBS12	\$240
Planter Box with Artificial Plants (No Drip Trays)	900W	3	PLBS09AP	\$489
	1200W	4	PLBS12AP	\$579
Planter Box for Real Plants* (with Drip Trays)	900W	3	PLBS09DT	\$235
	1200W	4	PLBS12DT	\$260

*Real plants are not supplied by Empire



NEW SIZES SPECIFIC TO BUILT STRONG TAMBOURS

Built STRONG
10 YEAR WARRANTY



900W
\$1039
SAVE \$30
2000mm H
4 SHELVES
TDBS20H09W

1200W
\$1179
SAVE \$30
2000mm H
4 SHELVES
TDBS20H12W

900W
\$739
SAVE \$30
1200mm H
2 SHELVES
TDBS12H09W

1200W
\$849
SAVE \$30
1200mm H
2 SHELVES
TDBS12H12W

900W
\$689
1016mm H
2 SHELVES
TDBS10H09W

1200W
\$749
1016mm H
2 SHELVES
TDBS10H12W



Double hook locking system




Levelling feet – adjustable from inside

ELEMENTS AIR MODULAR OTTOMANS



ELEMENTS AIR TRIANGLE
• W680 x D590 x H450

ONLY
\$319
ELEATRIOT



ELEMENTS AIR DIAMOND
• W1100 x D600 x H450

ONLY
\$469
ELEADIAOT



ELEMENTS AIR TRAPEZOID 2 SEAT
• W1370 x D600 x H450

ONLY
\$699
ELEATRAP02B



ELEMENTS AIR HEXAGON
• W1380 x D1200 x H450

ONLY
\$1169
ELEAHEXOT



ELEMENTS AIR TRAPEZOID 3 SEAT


- Ideal against a wall or doubled up as the centrepiece of a room, the Elements Large Trapezium is generously sized.
- ELEATRAP03B W2075 x D600 x H450 **\$1149**



EACH
\$899
ELEHEXOT

- Table not included
- W1380 x D1200 x H450

**ELEMENTS®
HEXAGON OTTOMAN**



Combine and reconfigure to update your space

8 Huge locations throughout QLD & NSW or BUY ONLINE at empirefurniture.com.au

WOOLLOONGABBA	61 Ipswich Rd Woolloongabba	4102	P 3028 4000	gabba@empirefurniture.com.au
SYDNEY	36 Parramatta Rd (cnr Mons St) Lidcombe	2141	P 9648 0222	sydney@empirefurniture.com.au
ROCKLEA (FACTORY OUTLET)	Gate 1, 51-63 Heaton Street, Rocklea	4106	P 3272 7929	rocklea@empirefurniture.com.au
SOUTHPORT	180 Scarborough St Southport	4215	P 5571 1299	southport@empirefurniture.com.au
SUNSHINE COAST	Shop E, 224 Nicklin Way Warana	4575	P 5493 1365	sunshine@empirefurniture.com.au
ROCKHAMPTON	211 East St Rockhampton	4700	P 4927 7730	rockhampton@empirefurniture.com.au
MACKAY	2B Victoria St Mackay	4740	P 4944 1167	mackay@empirefurniture.com.au
TOWNSVILLE	233 Ingham Rd Garbutt	4814	P 4775 1960	townsville@empirefurniture.com.au



SCAN HERE FOR
SHOWROOM
DETAILS



PEFC 21/31/119

All prices include GST. † Prices do not include delivery, assembly, installation or rubbish removal (unless specified). \$POA We assemble at your request. Conditions apply. *Based on Recommended Retail Price. Prices valid until 31/07/25. Subject to change without notice. Some products and prices may still be available after this date. Late shoppers please enquire. E&OE. Colours reproduced are subject to the usual tolerances of the printing process. Every care has been taken to prevent printing errors. If errors have occurred we will advise you when ordering of the correct price and/or product. Savings are based on our regular retail pricing or similar products available elsewhere. Fabrics, finishes and accessories are used for photography purposes only. *We will beat any written quote on equivalent product (Terms & conditions apply).