

HUGE RANGE IN STOCK EXPERT SERVICE

Still No.1
after 40 years



VIEW CATALOGUES
ONLINE Visit:
empirefurniture.com.au/
catalogues

Electric Height Adjustable Workstations

HUGE PRICE DROP
See page 18-19 **SAVE UP TO 21%**

WE WILL BEAT ANY WRITTEN QUOTE*



8 HUGE SHOWROOMS
Try Before You Buy

MINI Mobile Pedestal
525H x 300W x 500D
\$209
MPBS1DF

Tambour Storage
1016 x 900
From \$669
TDBS10H09W

Planter Box
900W
From \$190
PLBS09

ALтура STRAIGHT DESK
SEE FULL DETAILS ON PAGES 18

FROM
\$689
ALSDK1275C/S

CHOICE OF ROUND LEG OR SQUARE LEG **SAVE \$100** 10 YEAR WARRANTY



ROUND LEG
ADD \$80
ALRDK1275C/S



ERGOFORM MESH

SEE FULL DETAILS ON PAGE 26

BLACK BASE
\$259

ERGF22M

OPTIONAL POLISHED BASE
ADD \$60
ERGF22P

10 YEAR WARRANTY



ALтура SINGLE WORKSTATIONS
SEE FULL DETAILS ON PAGES 18

FROM
\$1309
ALWS1515



ROUND LEG
ADD \$120
ALRWS1515

10 YEAR WARRANTY

1800 571 988
empirefurniture.com.au

- 2-3 Reception Counters
- 4-5 Lounge & Reception Seating
- 6-7 Boardroom & Meeting Tables
- 8-11 Shipshape Office Furniture
- 12-16 Citi System Furniture
- 17-19 Height Adjustable Electric Desks
- 20 Utility & Side Tables
- 21-25 Education Furniture & Whiteboards
- 26-28 Mesh & Operator Chairs
- 29-30 Executive & Boardroom Chairs
- 31 Foyer Chairs
- 32-33 Visitor & Breakout Chairs
- 34-36 Steel Storage & Lockers



Queensland Government
One of the Preferred Suppliers for QLD Government Furniture & Emergency School Furniture
Whole of Government SOA – QED 104526
Contact us for Approved Products List. www.empirefurniture.com.au/soa



New South Wales Government
Empire Office Furniture is an approved supplier for the NSW Government, under the Office and Education Furniture Contract No. 771. Empire is one of the "Tier 1" suppliers approved to fulfil orders up to and above \$150,000. Empire is approved to supply furniture from 12 product categories, across all NSW regions.

it's easier with
empire
office furniture
EST 1982

Reception Counters

Ask about approved products

SOA QED
104526

HILTON RECEPTION DESK

Minimalistic yet luxurious, our new designer reception range will captivate and impress at every glance. The unique "Ink-Line Groove" design creates the illusion of a timber batten look... the perfect finishing touch to a contemporary design.

- Image shown in Natural Oak and AbsoluteMatte® White melamine (also available in AbsoluteMatte® Black)
- Available in 50 melamine colours - please enquire
- 900D x 1100H

FINGERPRINT RESISTANT HOB

The new AbsoluteMatte® finish in White or Black features advanced technology that delivers fingerprint resistance and antibacterial protection in a soft matte finish, perfect for high touch areas.

MADE TO ORDER
CUSTOMISE TO YOUR
DESIGN, SIZE OR COLOUR



MANY
Colours
available
POA

1800L STANDARD

\$3709

EXCLUDES INK-LINE & ABSOLUTE MATTE

1800L DELUXE

\$4489

INCLUDES INK-LINE & ABSOLUTE MATTE

Optional LED strip
\$POA

LENGTH	CODE
1800mm	HILTRC189
2100mm	HILTRC219
2400mm	HILTRC249
2700mm	HILTRC279
3000mm	HILTRC309

OPTIONAL
MARBLE LOOK
UPGRADE



RITZ RECEPTION DESK

FROM

\$2239

EXCLUDES
INK-LINE &
MARBLE LOOK

- Image shown in Natural Oak Ink-Line and House Marble melamine **\$2809**
- Available in 50 melamine colours - please enquire
- 850D x 1100H

LENGTH	CODE
1800mm	RITZRC188
2100mm	RITZRC218
2400mm	RITZRC248

SCAN TO
VIEW MORE
DESIGNER
FURNITURE



CONRAD



ASTORIA



ARIEL



PILLAR



VEGA

SEMPlice RECEPTION COUNTER



ONLY

\$2739

2400W x 950D x 1150H
SEMRC249



- 500mm x 50mm scallop cutout in worktop for cable access
- Black or white aluminium feature strips
- High counter for privacy
- Available in Natural Oak/Black or Natural Oak/White
- Black or white melamine feature stand-off module

DRIFTWOOD RECEPTION COUNTER



ONLY

\$1439

2200W x 800D x 1150H
DRIFT01.BW



- Worktop 730H
- Driftwood Wrap Around Cowl With Feature Panel
- Adjustable Feet For Levelling
- Built in 3 Drawer Underdesk Pedestal + Built In CPU & Storage Cupboard
- 2 x Chrome Metal Cable Entry Covers With Brush Insulator

SWISH L SHAPE RECEPTION COUNTER

GREET YOUR CLIENTS
IN STYLE



ONLY

\$1489

1850W x 1700D x 1160H
SWRC1816



5 YEAR WARRANTY

- White with coloured feature panels
- Work surface 750mm deep (Return 600mm deep)
- Feature panel colours - Charcoal, Brushed Silver or Oak

SWISH STRAIGHT RECEPTION COUNTER

CTSC0918 - 1800L x 900H
Citi Storage Cupboard
(With 4 Doors \$839)



ONLY

\$899

1800W x 750D x 1160H
SWRD1875



5 YEAR WARRANTY

- White with coloured feature panels
- Work surface 750mm deep
- Feature panel colours - Charcoal, Brushed Silver or Oak

WELCOME RECEPTION



5 YEAR WARRANTY

FROM

\$599

WELRC156

- Desk height 720mm
- 455mm clearance under hob
- 2 x cable holes
- 3 x decorative melamine panels on front

PANEL COLOURS



BASE COLOURS



- Base Colours in White or Ironstone
- Top/ Feature Panel Colours in Wild Oak or White

SIZE (mm)	CODE	PRICE
1554W x 645D	WELRC156	\$599
*1554W x 795D	WELRC157	\$599
1854W x 645D	WELRC186	\$599
*1854W x 795D	WELRC187	\$649

*Top/feature panel colours also available in Natural Oak (795D only)



ISLAND CURVE TABLE

1200W x 1200D

720mm H

\$449

ISLTB1212

VARIOUS HEIGHTS TO ACCOMMODATE DIFFERENT APPLICATIONS
720mm/ 900mm/ 1050mm

MANY Colours available POA

7 YEAR WARRANTY



Curve table & Curve Bench Combo

ISLAND CURVE BENCH

1200W x 1200D

1050mm H

\$509

ISLBEH1212

Also available in 900mmH
ISLBEL1212
\$509

Curve Bench & Planta Combo

VE EO MELAMINE COLOURS



ISLAND LINEA BENCH

2400L x 1200D

FROM

\$739

ISLTB2412

As shown **\$899**
ISLBEL2412



Island Features

- Perfect for group collaboration
- 25mm EO laminate construction
- Rounded corners at user end
- Mix and match with other Island benches or lounges to create modular settings
- Great for libraries, staff rooms, breakout spaces and administration
- Seating not included

MIX & MATCH

PLANTA

FROM

\$219

PLLOW750



- EO MDF Laminate construction with metal top
- Holes to suit 200mm pots (not included)
- 2 holes in 750W, 3 holes in 1200W & 1370W, 4 holes in 1500W
- Suitable for either artificial plants or live plants in self-contained pots (not included)
- Ideal to use as a divider between lounges or tables

Sunrise & Benchmark Lounges

Ask about approved products

SOA QED
104526

SUNRISE MODULAR LOUNGE SYSTEM

- Many layout configurations available
- Stocked in new commercial grade fabric (Charcoal)
- Booth panels upholstered in designer quilted fabric.



LOW-LINE COFFEE TABLE \$129
SRISECT0606 640W x 640D x 270H



ONLY
\$1389

SAVE \$386
SRISE015LBTA


BOOTHS FROM
\$819

SAVE 50%
SRISE01LB




As pictured
Double Booth
with USB
\$1369 SRISE02LB

Quilted Fabric Colours



Flax Fabric Colours



DUAL USB PORTS
\$POA



Seat	No Arms - 750H x 750D			With Arms - 750H x 750D			Bench - 420H x 750D			Booth - 1400H x 750D			
	Length mm	Code	Price	Length mm	Code	Price	Length mm	Code	Price	Length mm	Code	Without USB	With USB
1	650	SRISE01L	\$519	890	SRISE01LA	\$839	650	SRISE01B	\$369	710	SRISE01LB	\$819'	\$839'
2	1300	SRISE02L	\$1109	1540	SRISE02LA	\$1429	1300	SRISE02B	\$809	1360	SRISE02LB	\$1329'	\$1369'
3	1950	SRISE03L	\$1499	2190	SRISE03LA	\$1819	1950	SRISE03B	\$1049	2010	SRISE03LB	\$1729'	\$1799'

Prices for Stocked Charcoal Fabric only. Extended Colour Range POA

* Special prices on Booth Lounge Charcoal fabric seat and Storm fabric screens

* While stocks last




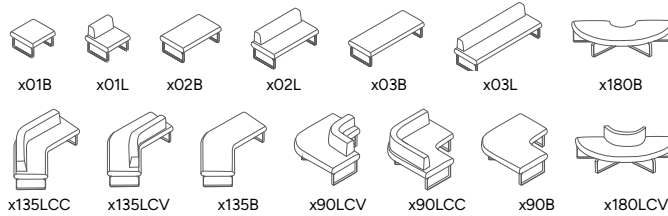
BENCHMARK LOUNGE SYSTEM

- Stocked in commercial grade Black PVC
- Many other shapes available (indent \$POA)
- Also available in Flax fabric (indent \$POA)



3 YEAR WARRANTY

SEAT	TYPE	DIMENSIONS (mm)	CODE	PRICE
1	Bench	420H x 775D x 760W	BMARK01B	\$429
1	Lounge	715H x 775D x 760W	BMARK01L	\$529
2	Lounge	715H x 775D x 1350W	BMARK02L	\$789
3	Lounge	715H x 775D x 2060W	BMARK03L	\$999



SCAN TO VIEW
RUN-OUT SPECIALS



VINYL COLOURS



RAINBOW SOFT-SEATING SYSTEM

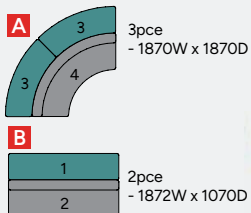
- Smart design - 4 simple pieces
- Solid ply construction
- Heavy duty locking castors
- Easily reconfigured
- Priced in Category 1 fabric
- 100s of fabric options \$POA
- Back height 750mm

MODULAR & MOBILE



• Square Back

• Shaped Back



BACK STYLE	SHAPE	CODE	PRICE
NO BACK	1 - Straight	RAIN1SNB	\$879
	3 - Curve	RAIN3CNB	\$829
SQUARE BACK	2 - Straight	RAIN2SWB	\$1269
	4 - Curve	RAIN4CWB	\$1489
SHAPED BACK	2 - Straight	RAIN5SSB	\$1489
	4 - Curve	RAIN6SSB	\$1699



7 YEAR WARRANTY

Modular Lounge Systems

NEW



ORIGAMI SUMI
• W2250 x D750 x SH450

PRODUCT	CODE	SIZE (mm)	PRICE (EACH)
Origami Corner Lounge	1 x ORIG01LC	W750 x D750 x SH450	\$739
Origami Two Seat Half Lounge	1 x ORIG02LL	W1500 x D750 x SH450	\$899



ORIGAMI NESUTO
• W3600 x D1500 x SH450
• Plants not included

PRODUCT	CODE	SIZE (mm)	PRICE (EACH)
Origami Corner Lounge	4 x ORIG01LC	W750 x D750 x SH450	\$739
Origami Two Seat Lounge	2 x ORIG02L	W750x D750 x H450	\$1029
Planta 1500	2 x PLHIGH1500	W1500 x D300 x H800	\$549



ORIGAMI OKORU
• W4800 x D1500 x SH450
• Plants not included

PRODUCT	CODE	SIZE (mm)	PRICE (EACH)
Origami Two Seat Lounge	4 x ORIG02L	W1500 x D750 x SH450	\$1029
Pebble Side Table	2 x PEBB400	W400/350 x D400 x H650	\$219
Planta 1500	1 x PLHIGH1500	W1500 x D300 x H800	\$549



ORIGAMI BOTO
• W3000 x D1500 x SH450

PRODUCT	CODE	SIZE (mm)	PRICE (EACH)
Origami Two Seat Lounge	2 x ORIG02L	W1500 x D750 x SH450	\$1029
Origami Fan Ottoman	4 x ORIG01FAN	W750x D750 x H450	\$409
Pebble Side Table	1 x PEBB400	W400/350 x D400 x H650	\$219



ELEMENTS® F2
• W3300 x D2798 x SH450
• Chairs not included

PRODUCT	CODE	SIZE (mm)	PRICE (EACH)
Elements Trapezoid Lounge 2 seat	4 x ELETRAP02L	W1370 x D600 x SH450	\$779
Bench	4 x ELETRAP02BE	W1386 x D450 x H720	\$399



ELEMENTS® FOREST
• W3425 x D1500 x SH450
• Plants not included

PRODUCT	CODE	SIZE (mm)	PRICE (EACH)
Elements Trapezoid Lounge 3 seat	4 x ELETRAP03L	W2075 x D600 x SH450	\$1129
Elements Triangle Table	2 x ELETRICT	W650 x D562 x H450	\$259
Planta 1370	2 x PLHIGH1370	W1370 x D300 x H800	\$499

VE E0 Melamine Colours



7 YEAR WARRANTY

MANY Colours available POA

VE Fabric Colours



SOUTHPORT LOUNGE



- 740mm deep
- Black leather-look (PU)

SINGLE
\$599
760W SOUT01



- Also available in 3 seater **\$1099** 1820W SOUT03

2 SEATER
\$899
1280W SOUT02
3 YEAR WARRANTY

NEW & IMPROVED PU

PLUTO RANGE



- 750H x 740D x 1370W
- Fully assembled
- Timeless comfort designed to impress
- Also available in: 1 seater **\$739** 870W PLUT01
3 seater **\$1559** 2000W PLUT03




Ottoman
420H X 1000W X 500D
\$309 PLUT04
2 SEATER
\$1089
PLUT02
3 YEAR WARRANTY

Boardroom Tables

Ask about approved products

SOA QED
104526

HARMONY DESIGNER BOARDROOM TABLES



2400 X 1200

\$689

HARM2412B

3 YEAR WARRANTY

Leg finishes



Tops finishes



HARMONY BOARDROOM TABLES | BOAT-SHAPE - SELECT BEECH, RED CHERRY OR WHITE

A	2400 X 1200 (2 LEG)	\$689	HARM2412B.xx
B	3000 X 1200 (3 LEG)	\$979	HARM3012B.xx

- Available in Boat Shaped, Rectangular and D-End
- Attractive designer frame with Chrome highlights
- Matching desk and return are also available
- Available in Red Cherry, Select Beech, or White
- Other colours available \$POA

MILANO RANGE

CUSTOM BUILT TABLES
MADE TO YOUR SPECIFICATIONS



MANY Colours available POA

MILANO BOARDROOM TABLE (BOAT SHAPED)

Milano Leg (Aluminium) Available in 4 Colours



CODE	SIZE	PRICE
MLBT2412B	2400L X 1200W 4 LEG	\$1097
MLBT3012B	3000L X 1200W 6 LEG	\$1611

- Polished aluminium leg & beam construction
- Top options (\$POA) - Sharknose Edge, Flat Edge, 13mm Compact Laminate
- Also available with an in-table power/data box. \$POA
- Many sizes available

CANASTA BOARDROOM & MEETING TABLES


3000 X 1200

\$869

SAVE \$100
CABT3012B

5 YEAR WARRANTY

MANY Colours available POA



- Solid steel construction
- Adjustable feet
- Available in many other colours \$POA

- Customisable to any width between 1000mm - 1600mm
- Customisable to any length between 2400mm - 7000mm
- Additional top shapes available (Rectangular, D-End, Tapered, Shark nose edging, \$POA)
- Available in many other colours \$POA

Tops .OK .WH .RC .SB Frames .WH .BK

NEW

1800 X 900

\$459

SAVE \$80
CAMT1890



DESIGNER LEG STYLE

- Customisable to any width between 900mm - 1000mm
- Customisable to any length between 1200mm - 2000mm

CANASTA TABLES

CODE	SIZE	BOAT SHAPE BOARDROOM	RECTANGULAR MEETING	SAVE
CABT2412B	2400 X 1200	\$619		\$70
CABT3012B	3000 X 1200	\$869		\$100
CAMT1890	1800 X 900	-	\$459	\$80

BOAT SHAPE BOARDROOM TABLE

SEATS 10-12 PEOPLE



ONLY

\$700

SHBT3012B

10 YEAR WARRANTY

- Red Cherry/Ironstone
- Select Beech/Ironstone
- White/Silver
- Oak/White

- 3000L x 1200D
- 2 piece top
- Scalloped base

D-END BOARDROOM TABLE

SEATS 8-10 PEOPLE



ONLY

\$419

SHBT2412D

10 YEAR WARRANTY

- 2400L x 1200W

Meeting Tables and Benches

DISCUS TABLE

VARIETY OF
TOP COLOURS
AVAILABLE



ONLY
\$249

1000 TOP
DISCTB1000

MANY
Colours
available
POA

5 YEAR
WARRANTY

Tops Bases



ONLY
\$289

1000 TOP
LUNA10

TOP DIA	CODE	BASE OPTIONS	
		BLACK/WHITE	STAINLESS
1000	DISCTB1000	\$249	-
1200	DISCTB1200	\$369	-
1000	*LUNA10	-	\$289
1200	*LUNA12	-	\$439

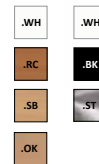
DISCUS COFFEE TABLES

ONLY

\$169

DISCCT600

Tops Bases



- 440mm High

MANY
Colours
available
POA

TOP DIA	CODE	BASE OPTIONS	
		BLACK/WHITE	STAINLESS
600	DISCCT600	\$169	-
600	LUNA01	-	\$189

MILANO ROUND TABLES

FROM

\$651

Milano Leg (Aluminium)



Available in 4 Colours



MILANO ROUND TABLE		
CODE	SIZE	PRICE
MLMT10	1000 DIAMETER - 3 LEGS	\$651
MLMT12	1200 DIAMETER - 4 LEGS	\$863

MANY
Colours
available
POA

CANASTA ROUND TABLE

FROM

\$319

Frames



Tops



SAVE \$80
1000 TOP
CAMT1000



DESIGNER
LEG STYLE


CANASTA ROUND TABLES			
CODE	TOP DIA	PRICE	SAVE
CAMT1000	1000	\$319	\$80
CAMT1200	1200	\$379	\$60

- Solid steel construction
- Adjustable feet
- Customisable to any size between 1000mm - 1300mm (round or square)
- Available in many other colours \$POA

CITI & AXIOM BENCHES

- Range of sizes
- Lengths: (CT) 1200, 1500, 1800mm (AX) 2400, 3000, 3600mm
- Depths: (CT) 600, 750, 900 (AX) 1200mm
- Heights: 1050mm or 900mm
- Double frames available for long benches (AXBL)
- Many options available

Tops



Frames



MOBILE BENCH




Citi 50/50 Bench	Static (Adj Feet)		Mobile (Lockable Castors)	
TOP SIZE	CODE	PRICE	CODE	PRICE
1200 X 600	CT5BEX1260	\$529	CT5BEXM1260	\$549
1500 X 750	CT5BEX1575	\$584	CT5BEXM1575	\$604
1800 X 750	CT5BEX1875	\$619	CT5BEXM1875	\$639
1800 X 900	CT5BEX1890	\$679	CT5BEXM1890	\$699

x = H (1050mm high) or L (900mm high)

MANY
Colours
available
POA

CHUNK BAR TABLE



1200 X 700

\$849

CHUDBT12





- Solid Rubberwood timber grain with Polyurethane finish
 - 90mm x 90mm solid legs
 - Height: 1050mm
 - Available in Light Oak or Walnut
 - Also available in 1800mm x 700mm
- \$999** CHUDBT18

Shipshape Range

Ask about approved products

SOA QED
104526



-  Red Cherry/Ironstone
-  Select Beech/Ironstone
-  White/Silver
-  Oak/White



SQUARELINE

Square handle is standard on Silver/White/Oak items only. **Swap out option.** Also sold separately.



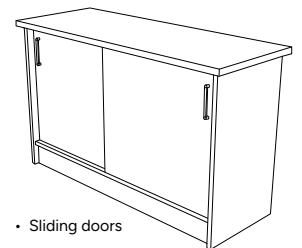
SHIPSHAPE

- E0 Environmentally Friendly board
- 10 year commercial warranty
- Flat-packed or fully assembled
- 100s of products 4 colour combos for quick delivery

- Metal-sided drawers and runners with solid bases
- Strong cammed-construction for easy assembly
- Ball-bearing full extension runners on file drawers
- 25mm on 18mm solid melamine construction
- 2mm hard-wearing rigid PVC edge
- 2 cable entry points in all desks (excluding P-Desk)

LOCKABLE FULL EXTENSION BALL BEARING RUNNERS

C CREDENZA



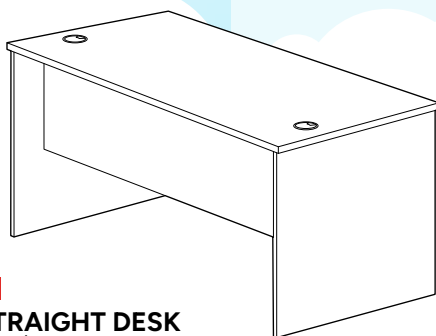
- Sliding doors

CODE	SIZE	PRICE
#SHCR12	1200W X 725H X 450D	\$349
SHCR15	1500W X 725H X 450D	\$399
#SHCR18	1800W X 725H X 450D	\$519



HOW HEALTHY IS YOUR OFFICE?

EXCLUSIVE TO EMPIRE Our SHIPSHAPE range uses board containing near to zero formaldehyde... Does yours?



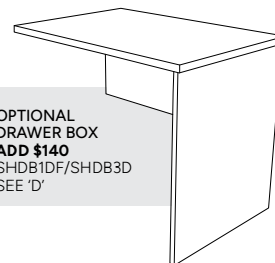
A STRAIGHT DESK (OPEN) - 3/4 MODESTY

CODE	SIZE	PRICE
SHDK1260	1200W X 600D	\$189
SHDK1575	1500W X 750D	\$199
#SHDK1590	1500W X 900D	\$269

#Not available in Cherry

CODE	SIZE	PRICE
SHDK1875	1800W X 750D	\$269
SHDK1890	1800W X 900D	\$289
#SHDK2190*	2100W X 900D	\$379

*Full Modesty

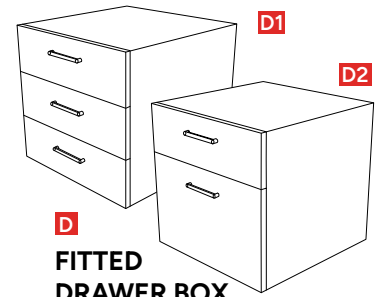


OPTIONAL DRAWER BOX
ADD \$140
SHDB1DF/SHDB3D
SEE 'D'

B RETURN (OPEN)

CODE	SIZE	PRICE
SHRT09	900W X 600D X 727H	\$129
#SHRT12	1200W X 600D X 727H	\$149

- Available in left or right (Universal)



D FITTED DRAWER BOX

CODE	SIZE	PRICE
SHDB3D	3 DRAWER	\$140
SHDB1DF	1 DRAWER + FILE	\$140

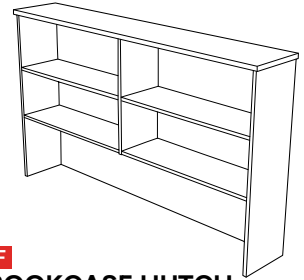
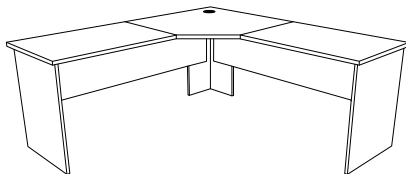
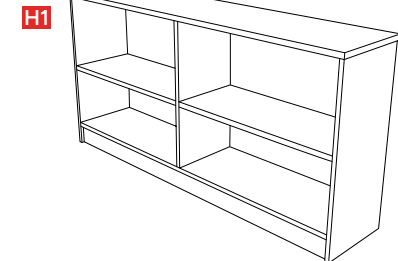
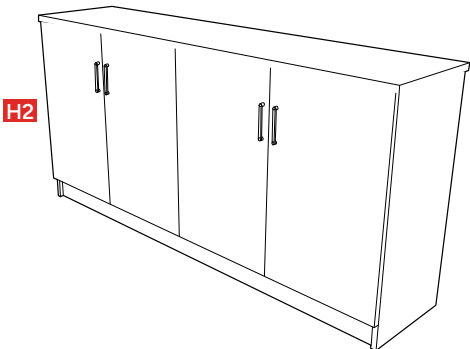
- Full extension ball bearing runner on file drawer
- 450H x 463W x 473D

NEW Oak and White



IN STOCK
FOR QUICK DELIVERY

WE WILL BEAT ANY WRITTEN QUOTE...EMPIRE ALWAYS GUARANTEES THE LOWEST PRICES*



E
CORNER WORKSTATION
(OPEN)

CODE	SIZE	PRICE	CODE	SIZE	PRICE
SHWS61212	1200W X 1200W X 600D	\$359	SHWS61521	2100W X 1500W X 600D	\$399
SHWS61215	1200W X 1500W X 600D	\$369	SHWS61821	2100W X 1800W X 600D	\$419
SHWS61218	1200W X 1800W X 600D	\$379	SHWS62121	2100W X 2100W X 600D	\$449
SHWS61515	1500W X 1500W X 600D	\$379	SHWS71818	1800W X 1800W X 750D	\$509
SHWS61518	1800W X 1500W X 600D	\$399	SHWS71821	2100W X 1800W X 750D	\$559
SHWS61818	1800W X 1800W X 600D	\$399	SHWS72121	2100W X 2100W X 750D	\$589

F
BOOKCASE HUTCH

CODE	SIZE	PRICE
#SHHU12	1200W X 320D X 1075H	\$279
SHHU15	1500W X 320D X 1075H	\$309
#SHHU18	1800W X 320D X 1075H	\$369

H
DELUXE HORIZONTAL BOOKCASE


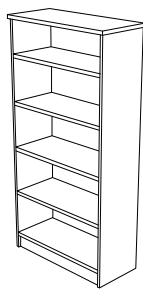
CODE	SIZE	PRICE
#SHBC0918	900H X 1800W X 400D	\$519
#SHSC0918	WITH DOORS	\$799

#Not available in Cherry

G
EXTRA SHELF \$35
SHSH900

DELUXE BOOKCASE

CODE	SIZE	LEVELS	PRICE
SHBC09	900H X 900W X 400D	2	\$209
#SHBC12	1200H X 900W X 400D	3	\$249
SHBC18	1800H X 900W X 400D	5	\$349




MOBILE PEDESTAL

CODE	SIZE	PRICE
I1 SHMP2DF	2 DRAWER + FILE	\$249
I2 SHMP4D	4 DRAWER	\$259

- 470W x 560D x 640H
- Full extension ball bearing runners
- Metal sided drawers
- Ironstone or White



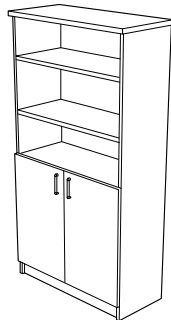
SQUARELINE
Square handle is standard on Silver/White/Oak items only.
Swap out option.
Also sold separately.



\$7 EACH
HANDLE01

K
STORAGE CUPBOARD
(INCLUDES HALF DOORS)


CODE	SIZE	LEVELS	PRICE
SHSC18HD	1800W X 900W X 400D	5	\$489



J
MEETING TABLE

CODE	SIZE	PRICE
#SHMT1000	1000MM DIAMETER	\$209

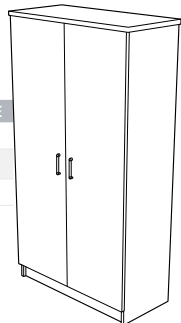
- X-base



L
STORAGE CUPBOARD
(INCLUDES FULL DOORS)

CODE	SIZE	LEVELS	PRICE
SHSC09	900H X 900W X 400D	2	\$349
#SHSC12	1200H X 900W X 400D	3	\$409
SHSC18	1800H X 900W X 400D	5	\$519

- 25mm shelves
- 18mm back



FLIP DESK ORGANISER



Flip 90°
Ironstone or White

320W x 320W x 450H

ONLY
\$69
SHFLIP

DESK ACCESSORIES
STANDARD MONITOR STAND

500W x 350D x 150H



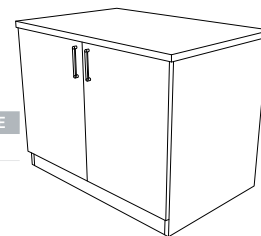
ONLY
\$59
SHMSREC

- White only

M
DESK HEIGHT CREDENZA

CODE	SIZE	PRICE
#SHCR09	900W X 600D X 725H	\$309

- Hinged doors

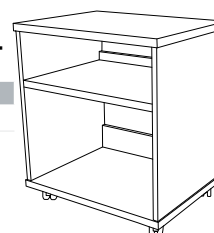


N
3 TIER MOBILE CABINET

CODE	SIZE	PRICE
#SHMOB2T	600W X 450D X 675H	\$189

- Available in Ironstone or White

#Not available in Cherry



SHIPSHAPE STRAIGHT DESK (OPEN)

1500 x 750

\$199

NO DRAWERS
SHDK1575

1800 x 750

\$269

NO DRAWERS
SHDK1875

10 YEAR WARRANTY



Full details on page 8

OPTIONAL
DRAWER BOX
\$140
SHDB1F



SHIPSHAPE CORNER WORKSTATION (OPEN) 1800 X 1800 X 600D

Full details on page 9



ONLY

\$399

SHWS61818

10 YEAR WARRANTY



OPTIONAL
2 DRAWER
+ FILE
MOBILE PED
\$249
SHMP2DF





FROM

\$269

BZDK1275

- Sturdy powdercoated frame and legs
- Comes with metal perforated modesty panel
- Range of sizes to choose from to suit your space
- EO Melamine top
- 730H
- 750mm deep top for more workspace
- All tops available with cable holes, scallop tops or plain tops (Scalloped tops available in Oak and White only)



BREEZE WITH MODESTY PANELS

FROM


\$479

BZWS1515



STRAIGHT DESKS			CORNER WORKSTATIONS		
DIMENSIONS (mm)	CODE	PRICE	DIMENSIONS (mm)	CODE	PRICE
1200 X 750*	BZDK1275	\$269	1500 X 1500	BZWS1515	\$479
1500 X 750	BZDK1575	\$279	1800 X 1500	BZWS1815	\$499
1800 X 750	BZDK1875	\$309	1800 X 1800	BZWS1818	\$529

*Not available in plain tops



MILANO DESK

- Polished aluminium leg and beam constructions (Polished or Black)
- Available in 25mm melamine with Straight Edge or Sharknose Edge
- Squareline Brushed Silver handles
- Levelling adjustment in feet • 22 Top colours available
- Many customised sizes and combinations available

A STRAIGHT DESK	25mm FLAT EDGE	SHARKNOSE	B MODESTY PANEL SUITS 1800mm LONG DESK
1800W X 900D X 725H MLDK1890	\$997	\$1087	MELAMINE (AS PICTURED) MOD164.XX \$106
2100W X 900D X 725H MLDK2190	\$1037	\$1127	BREEZE MODESTY PANEL BZCDKMP1800 \$70

FITTED RETURN - 1200W (NOT PICTURED)	25mm FLAT EDGE	SHARKNOSE
FULL HEIGHT PEDESTAL RETURN - MLRTP1260 2 DRAWER + FILE / 4 DRAWER / 2FILE DRAWERS	\$449	\$499
700D X 725H - MLRT1270 OPEN RETURN - WITH MILANO LEG	\$519	\$569



Citi Desks and Screens

Creating an architecturally inspired workspace is now easier with Empire!

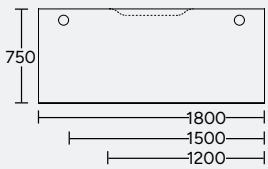
The Citi system offers style, uncompromising strength and practicality. The range includes everything you need for a complete office desk and storage system, including add-on elements like divider screens and cable management. Solid steel frame construction and support beams prevent bowing and ensure maximum stability. All Citi items include a 10 Year warranty.

10 YEAR WARRANTY

1. Determine the number of users and desk layout

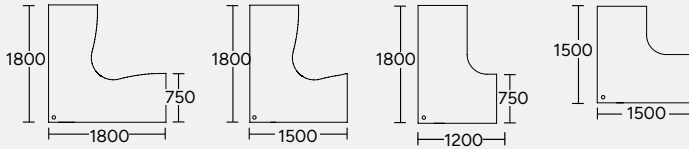
Desks are available in a variety of shapes and sizes and can either be utilised as single desks or combined into a myriad of settings to suit your space.

WORKTOPS - STRAIGHT



Straight worktops offer choice of 2x cable caps or scallop cable entry

WORKTOPS - L-SHAPE



STANDARD COLOURS AND FINISHES:



2. Choose the leg system

Citi is available in standard "50/50" straight legs or contemporary "Loop" and "A-leg" frames. Full fabric panel systems can also be utilised instead of legs - these are called 'Divided' systems.

50/50

LOOP LEG

A-LEG




3. Determine divider screen requirements

The Citi system offers standard Citi divider screens that can be mounted on top of desks or noise-reducing acoustic solutions in the "Acoustico" screens. Alternatively, full height Citi panel screens run from the floor to above the desk, while 'Divided' panel screens go one step further and utilise screens as legs, therefore negating the need for actual 'legs' on the desks.


DESKTOP SCREEN

FULL SCREEN HEIGHT

Citi



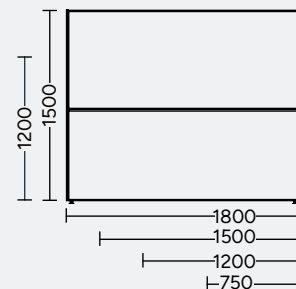
Acoustico



Screens:



Acoustico



ALSO AVAILABLE IN NOISE REDUCING ACOUSTIC SCREENS



CITI STRAIGHT DESK



CITI WORKSTATION



4. Determine cable management requirements

Soft wiring, modular wiring or 'plug & play' wiring enables the easy use and re-use of electrical wiring components when installing or re-configuring commercial office workstations without the waste associated with hard-wiring.



FROM \$609 CT5SWS1515



The Ultimate Office Furniture System

it's easier with
empire
office furniture



T-POD
\$669
PER PERSON
1500W X 1500W
CT5MLT21515

X-POD
\$693
PER PERSON
1500W X 1500W
X 750D
CT5MLX41515

BACK-TO-BACK
\$375
PER PERSON
1500W X 750D
CT5MBB41575C/S

zero

HOW HEALTHY IS YOUR OFFICE?

EXCLUSIVE TO EMPIRE
Our CITI range uses board containing near to zero formadhehyde...
Does yours?



SEE THE FULL RANGE IN OUR
WORKSTATION SYSTEMS CATALOGUE
AT empirefurniture.com.au

SINGLE USER SETTINGS

FROM **D**
\$329
CTASDK1260/C



SCAN TO VIEW



RUN-OUT SPECIALS

D FREESTANDING DESK & TABLES

Citi 50/50 & A-Leg		Citi Loop		
TOP SIZE (mm)	CODE	PRICE	CODE	PRICE
1200W X 600D	CTXSDK1260/C	\$329	CTLSDK1260/C	\$399
1200W X 750D	CTXSDK1275/C/S	\$329	CTLSDK1275/C/S	\$419
1500W X 750D	CTXSDK1575/C/S	\$339	CTLSDK1575/C/S	\$429
1800W X 750D	CTXSDK1875/C/S	\$369	CTLSDK1875/C/S	\$459
1800W X 900D	CTXSDK1890/C	\$439	CTLSDK1890/C	\$539



DIMENSIONS (mm)	CITI 50/50 & A-LEG		CITI LOOP	
	CODE	PRICE	CODE	PRICE
1500W X 1500W X 750D	CTXSWS1515	\$609	CTLSWS1515	\$704
1800W X 1200W X 750D	CTXSWS1812	\$592	CTLSWS1812	\$652
1800W X 1500W X 750D	CTXSWS1815	\$639	CTLSWS1815	\$734
1800W X 1800W X 750D	CTXSWS1818	\$659	CTLSWS1818	\$764

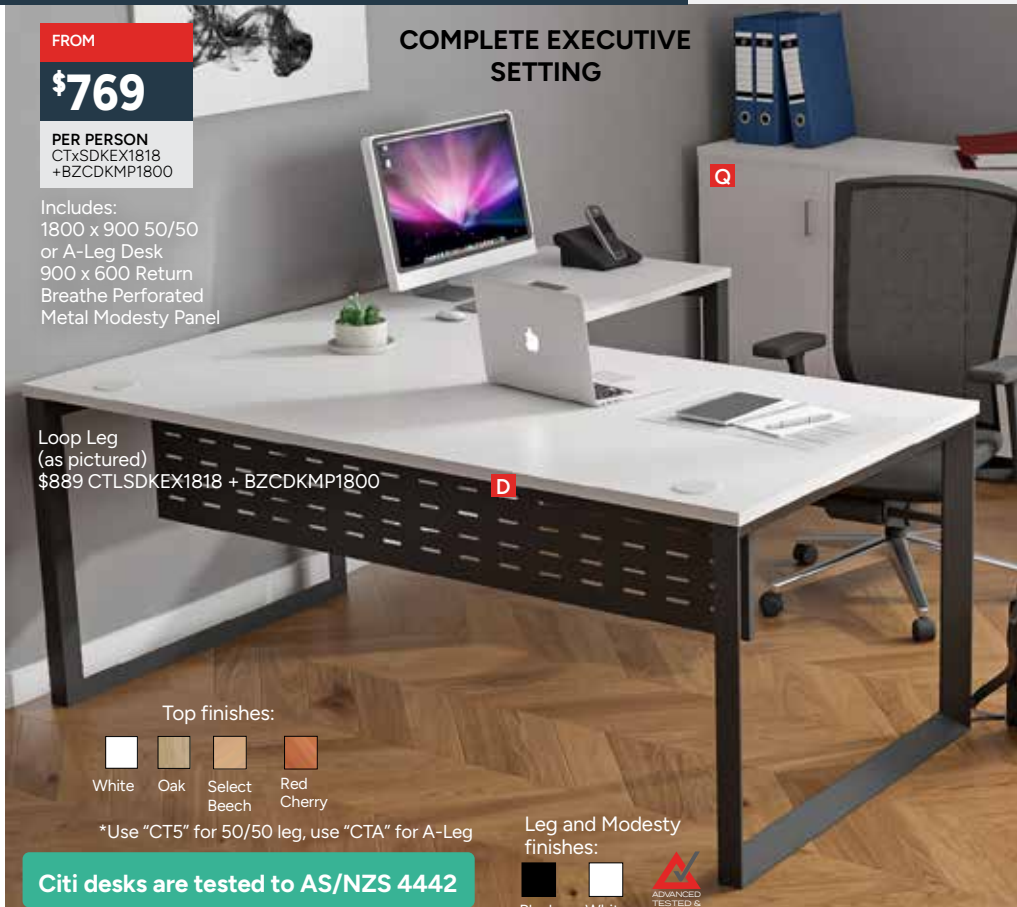
*Use "CT5" for 50/50 leg, use "CTA" for A-Leg

FROM
\$769
PER PERSON
CTXSDKEX1818
+BZCDKMP1800

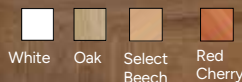
COMPLETE EXECUTIVE SETTING

Includes:
1800 x 900 50/50
or A-Leg Desk
900 x 600 Return
Breathe Perforated
Metal Modesty Panel

Loop Leg
(as pictured)
\$889 CTLSDKEX1818 + BZCDKMP1800




Top finishes:



White Oak Select Beech Red Cherry

*Use "CT5" for 50/50 leg, use "CTA" for A-Leg

Leg and Modesty finishes:



Black White



Citi desks are tested to AS/NZS 4442

Citi Desks and Screens

Ask about approved products

SOA QED
104526

MULTI USER SETTINGS - STRAIGHT TOP OPTIONS

SINGLE SIDED FROM

\$315

PER PERSON
CT5MSS21275C/S

E

CHOICE OF CITI 480H
SCREENS OR NOISE
REDUCING ACOUSTICO
420H SCREENS

SINGLE SIDED SETTING (PRICED PER PERSON)

CODE	TOP SIZE	50/50 OR A-LEG NO SCREENS		LOOP LEG NO SCREENS		CITI PANEL SYSTEM WITH 1200mm HIGH SCREENS & 50/50 LEGS.		
		2 USER	3 USER	2 USER	3 USER	1 USER	2 USER	3 USER
CT#MSSX1275C/S	1200W X 750D	\$315	\$297	\$345	\$313	\$659	\$585	\$583
CT#MSSX1575C/S	1500W X 750D	\$339	\$320	\$360	\$330	\$719	\$640	\$640
CT#MSSX1875C/S	1800W X 750D	\$369	\$353	\$385	\$353	\$799	\$715	\$710

= LEG STYLE (5 = 50/50, A = A-LEG, L = LOOP LEG, 5P = PANEL SYSTEM)
X = NO OF USERS

DESK-TOP SCREEN



- 480mm above desk height
- 32mm slimline finish
- Mounted with sturdy steel brackets
- Finish – White or Black powder coated aluminium frame
- Commercial fabric: 2 standard colours (other colours available \$POA)
- "Pinnable" surface

WORK TOP (FINISHED HEIGHT 720 MM + 10 MM ADJUSTABLE FEET)

- 25mm E0 Melamine (Environmentally-friendly)
- Choice of 2x Cable entries or a scallop top
- Melamine colour - White or Oak (other colours available \$POA)
- 2mm impact resistant solid PVC edging
- 750mm deep in 3 lengths

Prices are per user

CITI STANDARD SCREEN FABRICS

 
White frame/Black fabric
Black frame/Silver fabric

 
White Oak

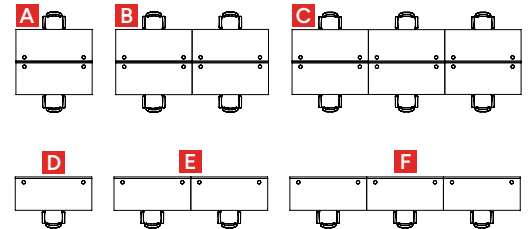
ADDITIONAL COLOURS AVAILABLE

BACK-TO-BACK FROM

\$358

PER PERSON
CT5MBB41275C/S

B



CITI BACK-TO-BACK (4 PERSON)

AS PICTURED

\$358

PER PERSON
CTLMBB41275C/S

B

BACK TO BACK SETTING (PRICED PER PERSON)

CODE	TOP SIZE	50/50 OR A-LEG WITH SCREEN			LOOP LEG WITH SCREEN			CITI PANEL SYSTEM WITH 1200mm HIGH SCREENS & 50/50 LEGS.		
		2 USER	4 USER	6 USER	2 USER	4 USER	6 USER	2 USER	4 USER	6 USER
CT#MBBX1275C/S	1200W X 750D	\$385	\$358	\$347	\$433	\$370	\$352	\$495	\$446	\$431
CT#MBBX1575C/S	1500W X 750D	\$405	\$375	\$365	\$460	\$395	\$374	\$530	\$481	\$466
CT#MBBX1875C/S	1800W X 750D	\$470	\$413	\$404	\$495	\$425	\$407	\$580	\$531	\$519

= LEG STYLE (5 = 50/50, A = A-LEG, L = LOOP LEG, 5P = PANEL SYSTEM) X = NO OF USERS

Prices are per user



• Shown with Loop leg

MULTI USER SETTINGS - L SHAPE OPTIONS

AS PICTURED

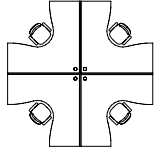
\$774

PER PERSON
CTAMLX41818

CITI 'X' POD (4 PERSON)



4 PERSON



• Shown with A-leg

4 PERSON "X" SETTING (PRICED PER PERSON)

50/50 OR A-LEG WITH SCREEN	LOOP LEG WITH SCREEN	CITI PANEL SYSTEM WITH 1200mm HIGH SCREENS & 50/50 LEGS.
4 USER	4 USER	4 USER

ACOUSTICO SCREEN FABRICS

EMP FLA SAV

ADDITIONAL COLOURS AVAILABLE

CODE	TOP SIZE	4 USER	4 USER	4 USER
CT#MLX41812	1800WX1200WX750D	\$697	\$768	\$627
CT#MLX41515	1500WX1500WX750D	\$693	\$777	\$642
CT#MLX41815	1800WX1500WX750D	\$666	\$805	\$690
CT#MLX41818	1800WX1800WX750D	\$774	\$825	\$735

= LEG STYLE (5 = 50/50, A = A-LEG, L = LOOP LEG, 5P = PANEL SYSTEM)

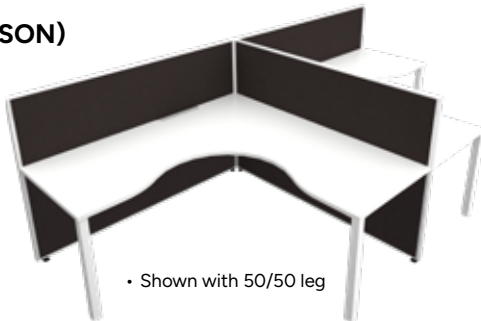
Prices are per user

CITI 'T' POD (2 PERSON)

AS PICTURED

\$926

PER PERSON
CT5PLT21818



• Shown with 50/50 leg

2 PERSON "T" SETTING (PRICED PER PERSON)

50/50 OR A-LEG WITH SCREEN	LOOP LEG WITH SCREEN	CITI PANEL SYSTEM WITH 1200mm HIGH SCREENS & 50/50 LEGS.
2 USER	2 USER	2 USER

CODE	TOP SIZE	2 USER	2 USER	2 USER
CT#MLT21812	1800WX1200WX750D	\$669	\$727	\$773
CT#MLT21515	1500WX1500WX750D	\$644	\$754	\$808
CT#MLT21815	1800WX1500WX750D	\$672	\$779	\$853
CT#MLT21818	1800WX1800WX750D	\$715	\$815	\$926

= LEG STYLE (5 = 50/50, A = A-LEG, L = LOOP LEG, 5P = PANEL SYSTEM)

Prices are per user

FROM

\$598

CTDPBB61275C/S

CALL CENTRE PODS



NEW LOWER PRICES

Citi

PANEL SYSTEM

1200mm or 1500mm High

- 32mm slimline finish
- Available in 2 heights. 1200mm (shown) and 1500mm & 4 widths
- Choice of Black fabric/ White powdercoated aluminium frame OR Silver fabric/ Black powdercoated aluminium frame
- Other fabric colours available \$POA
- Full height fabric coverage

POP-IN POWER & USB
\$139



SOFT80

Citi PANEL SYSTEMS



VIEW THE **CITI**
WORKSTATION
CATALOGUE FOR
MORE LAYOUT
OPTIONS



SCAN HERE TO VIEW THE CATALOGUE

Citi FRAMES
AVAILABLE IN
BLACK OR WHITE
50/50, A-LEG
AND LOOP

Citi
120°
PANEL SYSTEM



FROM

\$551

PER PERSON
CT5P12091212

3 PERSON
2760mm



6 PERSON
4780mm



9 PERSON
6950mm



Citi Storage & Add-Ons

Ask about approved products

SOA QED
104526

CITI BOOKCASE & CUPBOARD



DIMENSIONS (MM)	NO DOORS			WITH DOORS		
	CODE	PRICE		CODE	PRICE	
900mm HIGH	CTBC09 N3	\$229		CTSC09 O3	\$369	
1200mm HIGH	CTBC12 N2	\$279		CTSC12 O2	\$439	
1800mm HIGH	CTBC18 N1	\$399		CTSC18 O1	\$569	

CITI HALF DOOR BOOKCASE



DIMENSIONS (mm)	CODE	PRICE	REF.
1800H X 900W X 400D	CTSC18HD	\$539	P

SCREEN HUNG SHELF

(For panel system only)



REF.	DIMENSIONS (mm)	CODE	PRICE
X	600W X 300D	CTACSCSH600.WH	\$60
X	450W X 300D	CTACSCSH450.WH	\$60

DESK MOUNTED SHELF

G



REF.	DIMENSIONS (mm)	CODE	PRICE
G	600W X 300D	CTDMSH600	\$120
G	450W X 300D	CTDMSH450	\$120

CITI HORIZONTAL CUPBOARD



ONLY
\$839

CTSC0918

CITI HORIZONTAL BOOKCASE



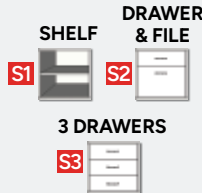
ONLY
\$559

CTBC0918

• 900H x 1800W x 400D

CITI MOBILE CADDY

CODE	PRICE	REF.
CTMCSHSH	\$279	S1 + S1
CTMCSHDF	\$419	S1 + S2
CTMCD3D	\$559	S2 + S3



- 579H x 994W x 520D
- Mix and match configurations

S
S1 + S2



CADDY CUSHION for Mobile Peds or Caddies
ONLY \$30 SAVE \$10 CTTOPPA

DESK HUNG SCREEN (CITI OR ACOUSTICO)



SUITS TOP SIZE	CITI FABRIC 900mm HIGH		ACOUSTICO 600mm HIGH	
	CODE	PRICE	CODE	PRICE
750mm	CTDH0975	\$199	APDH40606	\$123
1200mm	CTDH0912	\$219	APDH41106	\$197
1500mm	CTDH0915	\$239	APDH41406	\$346
1800mm	CTDH0918	\$269	APDH41706	\$346

BLACK FABRIC/WHITE FRAME OR SILVER FABRIC/BLACK FRAME

SAVOYE, FLATIRON & EMPIRE

CLAMP ON SCREEN (CITI OR ACOUSTICO)



- Easy attachment
- Suits most standard desks

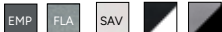


SUITS TOP SIZE	CITI FABRIC 480mm HIGH		ACOUSTICO 400mm HIGH	
	CODE	PRICE	CODE	PRICE
750mm	CTDM0575	\$119	APBR0406	\$82
1200mm	CTDM0512	\$199	APBR0411	\$132
1500mm	CTDM0515	\$219	APBR0414	\$247
1800mm	CTDM0518	\$239	APBR0417	\$247

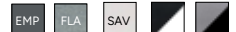
BLACK FABRIC/WHITE FRAME OR SILVER FABRIC/BLACK FRAME

SAVOYE, FLATIRON & EMPIRE

Acoustico: Citi:



Acoustico: Citi:



Electric Height Adjustable Desks

UPTOWN HEIGHT ADJUSTABLE ELECTRIC DESKS

"UPTOWN" Sit-Stand ...at Downtown Prices!



- 1 motor, 2-Step frame
- Single button control
- 80kg lift capacity
- Black or White frame
- 32mm/sec
- Range: 665mm to 1125mm



FROM
\$539
UP2DK1260C

CODE	SIZE	PRICE	SAVE
UP2DK1260C	1200W X 600D	\$539	\$150
UP2DK1275C/S	1200W X 750D	\$549	\$150
UP2DK1575C/S	1500W X 750D	\$559	\$150
UP2DK1875C/S	1800W X 750D	\$569	\$160

SAVE \$150

Tops




Frames



CABLE BASKETS

Available in Black and White

- Single tier Cable Basket Includes mounting brackets (pair)
- Powered includes Quad GPO Outlet with Mounting Clip and 1.5m 3-Pin Starter Lead



CABLE UMBILICAL



ONLY
\$49
ALTU1300

- Black or White
- 1300mm Long
- For Sit-Stand Desks

COMFY ANTI FATIGUE MAT FOR SIT-TO-STAND DESKS

780 X 520

\$69

COMF0805



- Thick, dense, durable one-piece Polyurethane closed cell foam
- PVC free and easy to clean

CABLE BASKET	SUITS DESK (mm)	POWERED	UNPOWERED
SWCB950X	1200mm	\$112	\$28
SWCB1250X	1500mm	\$117	\$33
SWCB1550X	1800mm	\$121	\$37

CABLE SOCK



ONLY
\$69
ALTUSOCK.BK

- Cover/protect power and data cables between the desktop and the floor/cable tray
- Full length zipper
- Internal segregation for data cables with Velcro closures
- Velcro loops make it easy to attach to a cable basket
- Includes self-adhesive strips to attach to smooth surfaces
- No tools required

ONLY
\$319
PERCH01

PERCH STOOL



- Gas lift
- Seat height range 595-840mm
- Seat diameter 300mm
- Available in Black or Blue



"BOB" DESKTOP SIT-STAND ELECTRIC MONITOR STAND

- Unique gas strut provides neutral buoyancy for easy one-hand adjustment
- New X-Lift mechanism for "Straight" up and down
- Superior height range - 410mm travel
- Minimum desktop depth - straight (700mm), corner (no limit)

OVERALL FOOTPRINT - 900 x 670mm	MAX WEIGHT	CODE	ELECTRIC LIFT
NO MONITOR ARM	15KG	BOB30E	\$469
SINGLE MONITOR ARM	15KG*	BOB30EM1	\$569
DUAL MONITOR ARM	8KG*	BOB30EM2	\$619

5 YEAR WARRANTY



*Monitor weight per arm

Electric Height Adjustable Desks

Ask about approved products

SOA QED
104526

BACK-TO-BACK
SQUARE LEG

\$1010

SAVE \$15
PER PERSON
1500W X 750D
ALSBTP1575C/S

F
Joining kit
add \$84
ALJBLBB

FREE
SPACE PLANNING &
DESIGN SERVICE

ROUND LEG
ADD \$80
ALRBTP1575C/S

**WE WILL BEAT
ANY WRITTEN
QUOTE***

ALTURA STRAIGHT DESK

A



Melamine top
colours

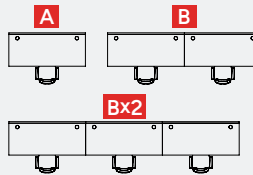


• Many other top
colours available.
\$POA

FROM

\$689

SAVE \$100
ALSDK1275C/S



As shown **\$1179**
ALSDKTP1875C/S

STRAIGHT DESKS HEIGHT ADJUSTABLE (PRICED IN SQUARE LEG; ADD \$80 FOR ROUND LEG)								FIXED HEIGHT (ADD \$40 FOR ROUND LEG)		
TOP SIZE (mm)	DESK ONLY (NO TRAY OR SCREEN)		TRAY ONLY (NO SCREEN)		SCREEN ONLY (NO TRAY)		WITH TRAY & CITI SCREEN		BASIC (NO TRAY OR SCREEN)	
	CODE*	PRICE	CODE*	PRICE	CODE*	PRICE	CODE*	PRICE	CODE*	PRICE
1200W X 750D	ALxDK1275C/S	\$689	ALxDKT1275C/S	\$819	ALxDKP1275C/S	\$959	ALxDKTP1275C/S	\$1069	ALxDKF1275	\$429
1500W X 750D	ALxDK1575C/S	\$699	ALxDKT1575C/S	\$849	ALxDKP1575C/S	\$999	ALxDKTP1575C/S	\$1119	ALxDKF1575	\$439
1800W X 750D	ALxDK1875C/S	\$719	ALxDKT1875C/S	\$899	ALxDKP1875C/S	\$1039	ALxDKTP1875C/S	\$1179	ALxDKF1875	\$459
1800W X 900D	ALxDK1890C	\$809	-	-	-	-	-	-	ALxDKF1890	\$489
B	JOINING KIT (NO DIVIDING SCREEN)		ALCSSBRIDGE	\$40	ALJLSS	\$34	ALJBLSS	\$74	-	-

ALTURA SINGLE WORKSTATIONS

C



FROM

\$1309

ALSW1515

Top finishes: Leg finishes:



Standard screen fabrics:



As shown **\$1729**
ALSWSTP1515



L - SHAPE HEIGHT ADJUSTABLE (PRICED IN SQUARE LEG; ADD \$120 FOR ROUND LEG)								FIXED HEIGHT (ADD \$60 FOR ROUND LEG)		
TOP SIZE (mm)	WORKSTATION ONLY (NO TRAY OR SCREEN)		TRAY ONLY (NO SCREEN)		SCREEN ONLY (NO TRAY)		WITH TRAY & CITI SCREEN		BASIC (NO TRAY OR SCREEN)	
	CODE*	PRICE	CODE*	PRICE	CODE*	PRICE	CODE*	PRICE	CODE*	PRICE
1500W X 1500D	ALxWS1515	\$1309	ALxWST1515	\$1469	ALxWSP1515	\$1609	ALxWSTP1515	\$1729	ALxWSFX1515	\$789
1500W X 1800D	ALxWS1815	\$1329	ALxWST1518	\$1489	ALxWSP1518	\$1639	ALxWSTP1518	\$1759	ALxWSFX1815	\$819
1800W X 1500D	ALxWS1815	\$1329	ALxWST1815	\$1519	ALxWSP1815	\$1659	ALxWSTP1815	\$1799	ALxWSFX1815	\$819
1800W X 1800D	ALxWS1818	\$1349	ALxWST1818	\$1529	ALxWSP1818	\$1669	ALxWSTP1818	\$1809	ALxWSFX1818	\$829

*Use "R" for Round leg, use "S" for square leg

NEW Altura Electric Workstation System

it's easier with **empire**
office furniture

HUGE PRICE DROP **SAVE UP TO 21%**



T-POD SQUARE LEG

\$1599

SAVE \$38 PER PERSON 1500W X 1500D ALSLTP1515

ROUND LEG ADD \$75 ALRLTP1515

D END SCREEN KITS

	CODE	PRICE
SINGLE SIDE	ALEPSS	\$258
BACK-TO-BACK	ALEPBB	\$482



G JOINING KITS

	DIVIDING SCREENS ONLY (NO TRAY)		DIVIDING SCREENS WITH TRAY	
	CODE	PRICE	CODE	PRICE
SINGLE SIDE	ALJPSS	\$262	ALJBSS	\$302
BACK-TO-BACK	ALJPBB	\$490	ALJBPB	\$540



The exciting new Altura range of electric height adjustable desks and workstations makes fitting out multi-user workplaces easier! The range is extremely customisable and can be ordered with or without trays and privacy screens. Additional choices of round leg or square leg, top and frame colours makes this range unbeatable!

Altura
SIT-STAND DESK SPECIFICATIONS

- Market leading weight rating 210kg (3 motors - L shape) & 135kg (2 motors - Rectangular)
- Height range - min 625mm, max 1270mm
- Individually motorised legs (no exposed mechanism)
- Frame colour - black, white
- Anti-collision safety feature
- 4 memory pre-sets
- Smooth, silent action
- Descends at 35mm per second
- One touch activation of height mobility makes transitions quick and easy



Tops:



Frames:



10 YEAR WARRANTY FRAME & MOTOR



ALTURA BACK-TO-BACK



As shown \$900 ALSBBP1875C/S

ASK ABOUT EASY CABLE MANAGEMENT OPTIONS



FROM

\$860

SAVE \$10 ALSBBT1275C/S

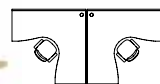
Top finishes: Leg finishes:




Standard screen fabrics:



H 2 PERSON



I 4 PERSON



As shown \$1667 ALSLTP1818

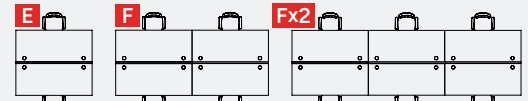
ALTURA T-POD



FROM

\$1449

SAVE \$15 ALSLTP1515



E BACK TO BACK (PRICED IN SQUARE LEG, PER PERSON) (ADD \$80 PER PERSON FOR ROUND LEG)

TOP SIZE (mm)	TRAY ONLY (NO SCREEN)		SCREEN ONLY (NO TRAY)		WITH TRAY & CITI SCREEN	
	CODE*	PRICE	CODE*	PRICE	CODE*	PRICE
1200W X 750D	ALxBBT1275C/S	\$860	ALxBBP1275C/S	\$840	ALxBBT1275C/S	\$975
1500W X 750D	ALxBBT1575C/S	\$880	ALxBBP1575C/S	\$865	ALxBBT1575C/S	\$1010
1800W X 750D	ALxBBT1875C/S	\$910	ALxBBP1875C/S	\$900	ALxBBT1875C/S	\$1050

TOP SIZE (mm)	TRAY ONLY (NO SCREEN)		SCREEN ONLY (NO TRAY)		WITH TRAY & CITI SCREEN	
	CODE*	PRICE	CODE*	PRICE	CODE*	PRICE
1500W X 1500D	ALxLTT1515	\$1449	ALxLTP1515	\$1459	ALxLTP1515	\$1599
#1500W X 1800D	ALxLTT1518	\$1469	ALxLTP1518	\$1482	ALxLTP1518	\$1622
*1800W X 1500D	ALxLTT1815	\$1479	ALxLTP1815	\$1494	ALxLTP1815	\$1647
1800W X 1800D	ALxLTT1818	\$1499	ALxLTP1818	\$1509	ALxLTP1818	\$1667

H 2 PERSON T-POD (PRICED IN SQUARE LEG, PER PERSON) (ADD \$75 PER PERSON FOR ROUND LEG)

TOP SIZE (mm)	TRAY ONLY (NO SCREEN)		SCREEN ONLY (NO TRAY)		WITH TRAY & CITI SCREEN	
	CODE*	PRICE	CODE*	PRICE	CODE*	PRICE
1500W X 1500D	ALxLTT1515	\$1449	ALxLTP1515	\$1459	ALxLTP1515	\$1599
#1500W X 1800D	ALxLTT1518	\$1469	ALxLTP1518	\$1482	ALxLTP1518	\$1622
*1800W X 1500D	ALxLTT1815	\$1479	ALxLTP1815	\$1494	ALxLTP1815	\$1647
1800W X 1800D	ALxLTT1818	\$1499	ALxLTP1818	\$1509	ALxLTP1818	\$1667

I 4 PERSON X-POD (PRICED IN SQUARE LEG, PER PERSON) (ADD \$75 PER PERSON FOR ROUND LEG)

TOP SIZE (mm)	TRAY ONLY (NO SCREEN)		SCREEN ONLY (NO TRAY)		WITH TRAY & CITI SCREEN	
	CODE*	PRICE	CODE*	PRICE	CODE*	PRICE
1500W X 1500D	ALxLXT1515	\$1447	ALxLXP1515	\$1459	ALxLXP1515	\$1599
#1500W X 1800D	ALxLXT1518	\$1467	ALxLXP1815	\$1484	ALxLXP1518	\$1624
*1800W X 1500D	ALxLXT1815	\$1477	ALxLXP1815	\$1484	ALxLXP1815	\$1659
1800W X 1800D	ALxLXT1818	\$1497	ALxLXP1818	\$1494	ALxLXP1818	\$1669

*Use "R" for Round leg, use "S" for square leg

#Cable tray 1500 side

^Cable tray 1800 side


Huge Range of Tables

Ask about approved products

SOA QED
104526

4 LEG TABLES

TIMMY STEEL-FRAME TABLES & BENCHES CHOOSE THE SIZE THAT SUITS YOUR NEEDS! BEST PRICES!



ALSO AVAILABLE
"Tested and Certified" model
Emmy steel frame table
EMSFXXX \$POA

SIZES	A 4 LEG (BLACK) (735mm H)	B BENCHES (1025mm H)	C FOLDING (SILVER) (735mm H)
900 X 600	\$224 TISF0960.XX	\$264 TISFH0960.XX	-
1200 X 600	\$259 TISF1260.XX	\$299 TISFH1260.XX	-
1500 X 750	\$294 TISF1575.XX	\$364 TISFH1575.XX	\$299 SHFT1575.XX
1800 X 750	\$319 TISF1875.XX	\$389 TISFH1875.XX	\$329 SHFT1875.XX
1800 X 900	\$359 TISF1890.XX	-	\$349 SHFT1890.XX

BENCHES

- .OK
- .SB
- .RC
- .WH

- Priced in Select Beech, Red Cherry, Natural Oak or White Tops
- Many sizes & colours available \$POA
- 40mm sturdy steel tube with 25mm Top
- Adjustable feet

TIMMY TABLES - 19 COLOURS & MANY SIZES AVAILABLE \$POA

1.600 X 600	6.1200 X 600	11.1500 X 750	16.1800 X 900
2.600 X 750	7.1200 X 750	12.1500 X 900	17.1800 X 1200
3.900 X 600	8.1200 X 900	13.1500 X 1200	18.2100 X 600
4.900 X 750	9.1200 X 1200	14.1800 X 600	19.2100 X 750
5.900 X 900	10.1500 X 600	15.1800 X 750	20.2100 X 900
LENGTHS: 600/900/1200/1500/1800/2100mm		21.2100 X 1200	
WIDTHS: 600/750/900/1200mm		HEIGHTS: 735/1025mm	

ECHO FLIP TABLE

PRICE DROP

NEW BLACK FRAME AVAILABLE!



- Tops Frames
- .OK
 - .SB
 - .RC
 - .WH
 - .SV
 - .WH
 - .BK

• Adjustable length beam

* Some colours avail. 1500 x 750 only

TOP SIZE	HEIGHT	CODE	PRICE
1500L X 750D	725mm	ECH1575	\$379
1800L X 750D	725mm	ECH1875	\$399
1500L X 750D	650mm	ECH1575L	\$379
1800L X 750D	650mm	ECH1875L	\$399

• 650mm high version - ideal for primary school

FROM
\$379

SAVE \$80
ECH1575

3 YEAR WARRANTY

QUADRIC SCHOOL TABLES

NEW FULLY WELDED DESIGN



HEIGHT ADJUSTABLE

- H565-765
- 5 convenient height adjustments in one easy to adjust leg
- 30mm steel frame (height adjustable)



• 25mm steel frame (fixed height)

ONLY
\$272

QDTB1206WT




MANY Colours available \$POA

7 YEAR WARRANTY

FROM
\$155

QDTB0705W

SIZE	TABLES 720MM FIXED HEIGHT	PRICE	HEIGHT ADJUSTABLE 565-765MM H	PRICE
600W x 600D	QDTB0606W	\$155	QDTB0606WT	\$202
700W x 550D	QDTB0705W	\$155	QDTB0705WT	\$205
1200W x 600D	QDTB1206W	\$217	QDTB1206WT	\$272
BENCHES - 900MM FIXED HEIGHT				
1200W x 600D	QDBE1206	\$242		




EDUCATION RUN-OUT SPECIALS

TIMBER VENEER LINK LAPTOP TABLE

ONLY
\$359

SAVE \$20
340W X 470D X 648H
LINKTAB



- 65kg weight rating
- Lightweight
- Heavy duty plywood laminate construction
- Exposed wooden edges
- Clear lacquered beech veneer finish
- Multi-use positions to suit various applications

.NA

"XO" SIDE

XO SIDE TABLE
\$149

SAVE \$40
XOST400

WHILE STOCKS LAST SPECIAL



- 400mm diameter White lacquer top
- 640mm high, polished Aluminum base

.WH

SOLACE SIDE TABLE

ONLY
\$159

SOLAST500



- Able to slide under lounges
- Oval base plate 500W x 280D
- 18mm thick E0 Enviroboard top
- Powder coated underframe and base plate

Tops .OK .WH .BK Bases .WH .BK

FROM
\$219

PEBB400

PEBBLE


- 400/350W x 400D x 650H
- Solid Steel Design with Heavy Base for Stability
- Available in Black or White



.WH .BK

UP TO 25% OFF • SELECTED COLOURS AND SHAPES • WHILE STOCKS LAST

1 ROUND NEW OAK NOW AVAILABLE




1200mm

FROM \$287

ACTROUND

2 CRESCENT NEW BLACK ACER LEGS NOW AVAILABLE




1200mm | 900mm

FROM \$297

ACTCRES

3 ARC FIXED HEIGHT OR BENCH HEIGHT ADJUSTABLE LEGS




1800mm | 900mm | 600mm

FROM \$352

ACTARC

4 RECTANGLE



1500mm | 750mm

FROM \$332

ACT1575

ALSO AVAILABLE IN ERASABLE SURFACE TOPS




IDEAL FOR EDUCATIONAL USE

COMPARE OUR TOP SIZES

Acer tables offer lower "cost per student"... Acer 1200mm diameter tables accommodate 4 students, other 900mm diameter tables accommodate 1 student.

TOP SHAPE	FIXED HEIGHT WITH LEVELLING FEET		HEIGHT ADJUSTABLE WITH CASTORS	
	CODE	PRICE	CODE	PRICE
1A ROUND	ACTROUND	\$287	ACTROUND AW	\$395
1B ROUND WB*	ACTROUND.WB	\$317	ACTROUND AW.WB	\$425
2A CRESCENT	ACTCRES	\$297	ACTCRES AW	\$405
2B CRESCENT WB*	ACTCRES.WB	\$327	ACTCRES AW.WB	\$435
3A ARC	ACTARC	\$352	ACTARC AW	\$460
3B ARC WB*	ACTARC.WB	\$392	ACTARC AW.WB	\$500
4A RECTANGLE	ACT1575	\$332	ACT1575 AW	\$440
4B RECTANGLE WB*	ACT1575.WB	\$362	ACT1575 AW.WB	\$470


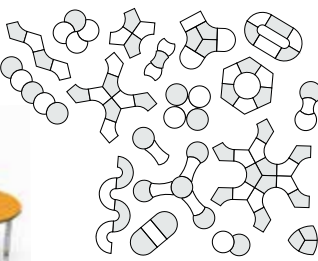
FURTHER SAVINGS AVAILABLE
SCAN TO VIEW



EDUCATION RUN-OUT SPECIALS

Core


EXTENDED

All Acer tops are 18mm thick MDF
*Erasable Surface tops have 12 month warranty


Available Table Frames: (Check specific products to see which frames apply)

F




Fixed Height Leg
(with levelling feet)
720mm high

W



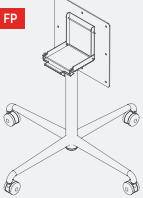
Fixed Height Leg
(with lockable castors)
720mm high

AW



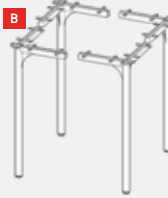
Height Adjustable Leg
(with lockable castors)
6 heights: 550 | 610 | 640 | 680 | 720 | 750mm

FP



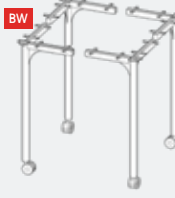
Flip Table
(with lockable castors)
720mm high

B



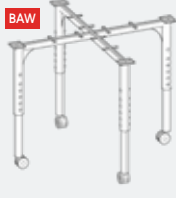
Bench Fixed Height Leg
(with levelling feet)
900mm high

BW



Bench Fixed Height Leg
(with lockable castors)
900mm high


BAW



Bench Height Adjustable Leg
(with lockable castors)
6 heights: 720 | 780 | 810 | 850 | 900 | 930mm



The only flip frame suitable for 1200mm tops



Strong 60mm height adjustable leg



Option of heavy duty lockable castors or glides (ACBELLGLIDE)



Flexible ways to Learn!

Ask about approved products

SOA QED
104526

EDCO CANTILEVER CHAIR AND STOOL

Modern ergonomically designed cantilever chairs absorb the bounce of active children, so teachers don't have to.

The robust seat surface is easy to clean and resists scratches. The C-frame makes raising the chairs on desks and tables quick and safe.

Glides provide stability and protect floors from abrasion.

A convenient grip hole in the seatback makes carrying this lightweight chair effortless.

	GRADE	SEAT HEIGHT	CODE	SUITS DESK HEIGHT (mm)	PRICE
EDCO CANTILEVER CHAIR	3-5	380mm	EDCHC380**	625-700	\$109
	4-6	430mm	EDCHC430*	675-725	\$115
	6-12	460mm	EDCHC460*	725-750	\$119
EDCO STOOL	6-12	660mm	EDSTL660*	900	\$149

* Stocked range: Any colour shell on Black Frame

** Stocked range: Charcoal or Yale Blue shell on Black frame

Shell colours:

7 YEAR WARRANTY



380H CHAIR
\$109

EDCHC380**

660H STOOL

\$149

EDSTL660*

LASSO TAPER

RADIUS CORNERS FOR ADDED SAFETY

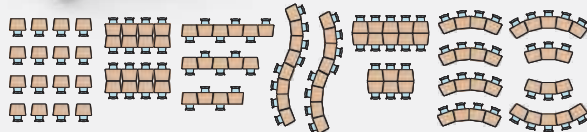
OPTIONAL TOTE (T) \$23



FROM
\$197

LASTAPER/W

LASSO TAPER LAYOUT OPTIONS



OPTIONAL CASTORS FOR EASY MANOEUVRABILITY

STYLE	LEGS	STATIC	MOBILE	PRICE
SHIELD	3	LASSHIELD	LASSHIELDW	\$172
TAPER	4	LASTAPER	LASTAPERW	\$197
TAPER + TOTE	4	LASTAPERT	LASTAPERWT	\$220

* Prices based on standard Melamine colours

** Erasable surface tops add \$10

STANDARD TOP COLOURS:

EXTENDED TOP COLOURS:

FRAME COLOURS:

LASSO SHIELD



Height: 720 mm

SCAN TO VIEW



EDUCATION RUN-OUT SPECIALS

FROM
\$172

LASSHIELD/W

LASSO SHIELD LAYOUT OPTIONS



STOREWELL COMPARTMENT STORAGE UNIT

8 BAY



• W1593 x D450 x H854

FROM
\$629

STSTOREH08

6 BAY



• W1200 x D450 x H854

FROM
\$519

STSTOREH06

4 BAY



• W870 x D450 x H854

FROM
\$369

STSTOREH04



EXTENDED COLOURS:

Also available in vertical format

STSTOREV06
\$519



- Standard with 50mm adjustable feet – option to upgrade to castors (\$POA)
- Customise with different options for each row of bays – enquire to order
- Choose from open bay (standard), tote rails (trays sold separately), doors, small drawers or large drawers
- Sustainable EO MDF laminate construction
- Each bay is 375mm x 375mm – providing ample space for storage

ACCESSORIES	DESCRIPTION	LENGTH mm	CODE	PRICE PER BAY
TOTES				
	1x Mini Tote+Rails	365W x 420D x 115H	TOTE120	\$25
	2x Mini Tote/Maxi Tote+Rails	365W x 420D x 270H	TOTE220	\$45
DOORS				
	Single Door	375W x 18D x 375H	-	\$30
DRAWERS				
	2x Small Drawers	375W x 420D x 187H	-	\$65
	Large Drawer	375W x 420D x 375H	-	\$45

GROW DESK - 9 HEIGHT POSITIONS



NO TOTE
600 x 450
\$159
GRDKC0604

- Tested and Certified to the Australian Standard
- Height adjustable - 9 positions
- Height range 550 - 750mm
- 18mm environmentally friendly E-Zero top with tamper-proof, moulded PP edging and a strong steel frame

Grow leg "height indicator" ensures simple height adjustment

- Height adjustable 9 positions
- Height range 550 - 750mm

7 YEAR WARRANTY



TOP	SIZE mm	CODE*	PRICE NO TOTE	PRICE WITH TOTE
SINGLE	600W X 450D	GRDKC0604	\$159	\$179
SINGLE	600W X 600D	GRDKC0606	\$179	\$199
DOUBLE	1200W X 600D	GRDKC1206	\$224	\$299

*Add "T" for TOTE

- Optional curved cross-rail provides more leg room on 450mm deep model
- Optional - Tote/rail



NO TOTE
600 x 600
\$179
GRDKC0606

SCAN TO VIEW



EDUCATION RUN-OUT SPECIALS



NO TOTE
1200 x 600
\$224
GRDKC1206

- Optional Grow Tote with rails (pack of 2) suits Grow 1200w desk

STAX EXAM TABLE

ONLY
\$167
STAXTABLEB



7 YEAR WARRANTY

- 720H x 750W x 700D
- 12mm MDF Top (E1) with heavy duty slimline rod frame
- Available in Diamonds top with Pearl Silver powdercoat frame or Oak top with black frame
- Stackable up to 25 high on a trolley



Stax Trolley
STAXTROLLEY
\$200
SAVE \$50

QUADRIC FOLD-UP EXAM TABLE



730 HIGH
\$139
QDFTB0805

Trolley holds 16 tables \$1140 QDFTBR16

- 730H x 800W x 550mm D
- 18mm E-Zero top
- Folding frame

ASSEMBLY INCLUDED



ALBERT EXAM TABLE



ONLY
\$129
ALBTB0705

- Lightweight, stacking polypropylene table ideal for exam time.
- W740 x D500 x H720

PLATO STOOL



2 HEIGHTS
\$119
PLSTxx

- Heights: 370mm or 450mm
- Diameter 330mm
- Base encourages movement

CATO STOOLS



NO BACK
\$99
CATO650

- Seat height: 650mm
- Splayed legs to minimise potential for tipping
- Stack 7 high

7 YEAR WARRANTY



WITH BACK
\$109

CATO650B

- Seat height: 650mm
- Art, Graphics & Science stool
- Stack 7 high

MANY Colours available POA

SAVE UP TO 25%

PODZ CUBEE



ONLY
\$134
SAVE \$45 PDCUBEC

- 470mm wide

WHILE STOCKS LAST SPECIAL

PODZ GEO



ONLY
\$314
SAVE \$105 PDGEOC

- 1300mm wide

PODZ CENTRIC



ONLY
\$374
SAVE \$125 PDCENTC

- 1120mm wide

CLEARANCE

MIX & MATCH VINYL COLOURS



PODZ FLOWER PACKAGE 5 PETALS & CENTRE



THE LOT
\$899
SAVE \$300 PDFLOWER

5 YEAR WARRANTY

ALSO AVAILABLE IN FABRIC \$POA

PLATO CHAIR

Tested to AS/NZS 4610.2 Education Chairs. 180kg Static Load Test. 200,000 Seat/Back Fatigue Test.

- High Impact Polypropylene 1 piece frame
- Back leg angle designed to discourage backward rocking

460 HIGH


\$59

PLCH460L

GRADE	SEAT	CODE	SUITS DESK	PRICE
PREP-1	335	PLCH335	550-600	\$45
PREP-3	355	PLCH355	600-650	\$49
4-6	400	PLCH400	625-725	\$59
6-12	460	PLCH460/L	725-750	\$59

- Stackable - 10 High
- Also available in smaller heights 240/260/280/300mm

10 YEAR WARRANTY



PLATO LINK



The ever popular Plato chair (460mm) is now also available with easy linking feature ideal for school halls, assembly areas, canteens etc.

- Also available chair trolley for easy move and reset (TROLLEY01) \$POA



Left

Right



The ever popular Plato chair (460mm) is now also available with easy linking feature ideal for school halls, assembly areas, canteens etc.

- Also available chair trolley for easy move and reset (TROLLEY01) \$POA

Flexible Learning Furniture

Ask about approved products

SOA QED
104526

SATELLITE TEACHERS LECTERN



FROM
\$589
SATLECTERN

Standard Features

- Base size: W485 x D500 x H1070
- With slide out worktray
- Heavy duty locking castors
- Gang lock (all locking drawers)

SATELLITE TEACHERS CADDY WITH SHAPED TOP

- Top size: W900 x D550
- Erasable surface (optional)



FROM
\$739
SATCADDYT

SATELLITE TEACHERS CADDY
\$649
SATCADDY



MANY Colours available POA

PONDER CARREL



PER PERSON
\$279
PDPONDER

*2 x Ponder Carrel Seating not included

- The modular design of the Ponder Carrel makes them ideal for grouping together.
- W835 x D600 x H1200



ACER STUDY CARREL
\$343
ACTCARREL

FUSION LEARNING CENTRE

ONLY
\$659
FUSIONSTD

- Strong paper holder
- Heavy duty locking castors
- Includes rear storage
- Includes magnetic whiteboard
- 830W x 450D x 1560H
- * Tote boxes extra \$20ea TOTE120



SCAN TO VIEW
EDUCATION RUN-OUT SPECIALS

UPTOWN GAS HEIGHT ADJUSTABLE TABLE/ LECTERN

NEW



GAS LIFT!

ONLY
\$299
UPTB0605

- Lift capacity
- Total load capacity 40kg
- Table top section is 600 x 550mm
- Height adjustable from 750-1150mm
- Tablet groove
- Drink holder
- Lockable castors

STEAMROLLER MAKER ACCESS



FROM
\$642
SRTA1812

- SRTA1812 W1800 x D1200 x H720
- SRBE1812 W1800 x D1200 x H900 **\$670**



Also available without sides

STEAMROLLER MAKER ENGAGE



TOTES INC.
\$1325
SRBE1812T15 +TOTEx20

Also available without sides

- Prices include 15 totes (sold separately)
- W1800 x D1200 x H900

STOREWELL TOTE STORAGE

5 TOTE

TOTES INC.
\$324
STSTORETOTE05 +TOTEx20

- Overall size: 414cm(W) x 450cm(D) x 904cm(H)
- Prices include totes (sold separately, refer Storewell Totes below)



10 TOTE

TOTES INC.
\$529
STSTORETOTE10 +TOTEx20

- Overall size: 807cm(W) x 450cm(D) x 904cm(H)
- Prices include totes (sold separately, refer Storewell Totes below)



15 TOTE

TOTES INC.
\$739
STSTORETOTE15 +TOTEx20

- Overall size: 1200cm(W) x 450cm(D) x 904cm(H)
- Prices include totes (sold separately, refer Storewell Totes below)



Classic Totes

420W x 365D x 120H
\$20

Maxi Totes

420W x 365D x 220H
\$40



CEO LECTERN



ONLY
\$289

CEOL01

3 YEAR WARRANTY

SMALL
\$339

XOESCO1

- Extra Shelf
- LED Lamp (Batteries Inc)
- Locking Castors



XO MOBILE RESOURCE CENTRE



- Steel handle
- 598W x 450D x 1000H
- Lockable single drawer and door

TEACHERS TOWER



1800H TOTES INC.
\$959

TEACHTOW18 +TOTEX20

- 1000D x 600W
- Double sided
- Mobile whiteboard and storage unit
- Stools not included
- Prices include totes (sold separately, see pg. 24)

1200H TOTES INC.
\$719
TEACHTOW12 +TOTEX20

MAGNETIC DESIGNER GLASS BOARD



- Lifetime stainfree surface
- 4mm safety toughened glass
- 8 times stronger than glass

SIZE	PRICE	CODE
900W x 600H	\$219	TRRLGB0906
1200W x 900H	\$479	TRRLGB1209
1500W x 900H	\$579	TRRLGB1509
1500W x 1200H	\$679	TRRLGB1512
1800W x 900H	\$659	TRRLGB1809
1800W x 1200H	\$759	TRRLGB1812
2100W x 1200H	\$859	TRRLGB2112
2400W x 1200H	\$979	TRRLGB2412

ALSO AVAILABLE IN BLACK BACKED SURFACE
1200W x 600H **\$409** TRMG1206B
1800W x 1200H **\$989** TRMG1812B

MOBILE WHITEBOARDS



- Double sided • Sturdy frame
- 1750mm overall height

3 YEAR WARRANTY

1200W x 1000H	1500W x 1000H	1800W x 1000H
\$309	\$389	\$439
TSMWB1210	TSMWB1510	TSMWB1810

COMMUNICATE ROOM DIVIDER



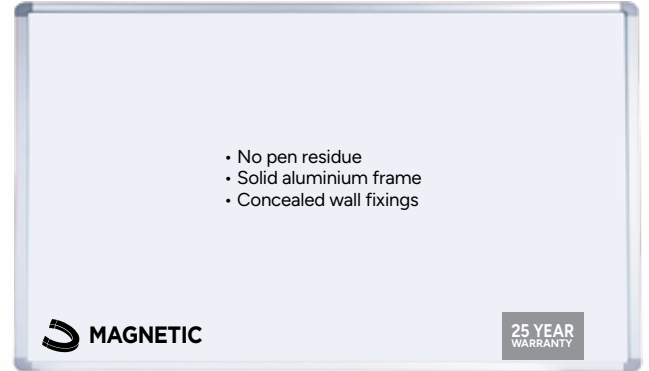
ONLY
\$749

COMD02

3 YEAR WARRANTY

- 900W x 1800H
- Each Divider can be linked together with the Connector Kit COMD01 **\$29**
- Side 1 - magnetic whiteboard with magnetic pen shelf and adjustable flipchart pad hooks
- Side 2 - pinnable charcoal fabric
- 90mm locking castors

WALL MOUNT WHITEBOARD



- No pen residue
- Solid aluminium frame
- Concealed wall fixings

MAGNETIC

25 YEAR WARRANTY

COMMERCIAL GRADE 3YR WARRANTY		PORCELAIN SURFACE 25YR WARRANTY	
900W x 600H	\$79 TSWB0906	\$119 TRRLPWW0906	Porcelain surface (vitreous enamel) whiteboards are ideal for heavy duty use such as schools, conference centres and medical facilities
1200W x 900H	\$129 TSWB1209	\$209 TRRLPWW1209	
1500W x 900H	\$169 TSWB1509	\$309 TRRLPWW1509	
1800W x 900H	\$209 TSWB1809	\$359 TRRLPWW1809	
1800W x 1200H	\$259 TSWB1812	\$389 TRRLPWW1812	
2400W x 1200H	\$329 TSWB2412	\$509 TRRLPWW2412	
3000W x 1200H	\$449 TSWB3012	\$649 TRRLPWW3012	

CITI FREE STANDING PANEL SCREEN

1200H		
750W	\$295	CTFS1275.CH
1200W	\$345	CTFS1212.CH
1500W	\$395	CTFS1215.CH
1800W	\$435	CTFS1218.CH
1500H		
750W	\$305	CTFS1575.CH
1200W	\$395	CTFS1512.CH
1500W	\$445	CTFS1515.CH
1800W	\$505	CTFS1518.CH



ONLY
\$295

CTFS1275.CH

- Silver Fabric/Black Frame
- Black Fabric/White Frame



FELT PINBOARDS



- Strong extra thick felt
- Wall fixings supplied
- Available in Blue or Grey

3 YEAR WARRANTY

900W x 600H	\$69	TSPB0906
1200W x 900H	\$119	TSPB1209
1500W x 900H	\$149	TSPB1509
1800W x 900H	\$159	TSPB1809
2400W x 1200H	\$279	TSPB2412

BLOK SCREENS



FROM
\$309

BLOK1515

3 YEAR WARRANTY

1500H x 1500W	\$309	BLOK1515
1500H x 1800W	\$359	BLOK1518
1800H x 1500W	\$359	BLOK1815
1800H x 1800W	\$379	BLOK1818

• 50mm thick • Pinnable surface

Largest Selection of Mesh Office Chairs

Ask about approved products

SOA QED
104526

ERGOFORM

INC. ARMS
\$259

BLACK BASE
ERGF22M

OPTIONAL
POLISHED
BASE
ADD \$60
ERGF22P

10 YEAR
WARRANTY



- Full ergo 3 lever mechanism
- Tilt tension control
- Adjustable arms
- Adjustable height back





FLOW

NO ARMS
\$329

FLOW23

OPTIONAL
ADJUSTABLE
ARMS
ADD \$90
ARMKIT29

- Adj ratchet back/lumbar
- Independent tilting seat/back
- Black mesh back

FLOW & MET TESTING

Tests based on AS/NZS 4438 (Level 6) Height Adjustable Chairs

259kg Static Load Test
320,000 Cycles - Back Test
300,000 Cycles - Seat Test

Tests assume user weight of 140kg



THE MET

EXECUTIVE
\$469

ARMS INCL.
METT12



- Fully ergonomic 3 lever mechanism
- Ratchet back • Adjustable arms
- Polished aluminium base

ABIGAIL

MED BACK
\$169

ABIG14

3 YEAR
WARRANTY



- Ideal meeting chair
- Single position tilt lock
- Black mesh back with black fabric seat

STRIDE

MED BACK
\$179

STRD24.BKE2

3 YEAR
WARRANTY



- Mesh back/fabric seat
- Generous seat
- Single position tilt lock with tension control

PEDRO

NO ARMS
\$219

PEDR23

5 YEAR
WARRANTY

OPTIONAL
T- ARM
(FIXED
HEIGHT)
\$50
ARMKIT20



- Fully Ergonomic (tilting seat & back)
- Moulded foam seat
- Black, Red, Blue, Lime & Orange



WORKMATE

ONLY
\$289

WORKMSHA

5 YEAR
WARRANTY



- Synch Mech
- Modern plastic perforated backrest
- Fully adjustable arms

NERVA BOARDROOM CHAIR

ONLY
\$309

NERV11.BK

10 YEAR
WARRANTY



- 135kg max user weight
- Fixed height
- Generous seat size (505x450mm)
- Single position lock height adjustment using sleek steel handle
- Self-weighted mechanism with alloy rocker box
- Single piece shell with fixed arms



LINEAR

ADJUSTABLE ARMS

MED BACK
\$329

LINE14M



5 YEAR
WARRANTY

• Black mesh with fabric seat

SYNCHRO MECHANISM

OPTIONAL
POLISHED BASE
ADD \$60
LINE12MP/14MP

HEAD REST
OPTION
ADD \$40
LINE12M/P

PROMAX

SYNCHRO NO ARMS
\$339

PMAX23SY

5 YEAR
WARRANTY

OPTIONAL
ADJUSTABLE
ARMS
\$90
ARMKIT29

WHILE STOCKS LAST

• Smooth synchronised action



- Ratchet back
- High arch base
- 60mm castors
- Black mesh back


IDEAL PROJECT CHAIR

3 LEVER NO ARMS
\$369

PMAX233

5 YEAR
WARRANTY

• Ergonomic independent seat and back tilt



Mesh Office Chairs

OLIVIA **BLACK**
\$369
OLIV14
5 YEAR WARRANTY



• Padded lumbar support

- Synchro Mechanism with 4 position lock
- Seat Slide
- Adjustable Arms

WING **ADJ. HEADREST**
\$479
BLACK WING12H
5 YEAR WARRANTY



• Adjustable lumbar support with added foam

- Synchronised mechanism with "weight balance"
- Adjustable height lumbar support
- 4 position tilt lock
- Adjustable height PP arms

A-TEAM **NO ARMS***
\$379
SAVE \$20 ATEAM11.BK
10 YEAR WARRANTY



- *Priced in Black All Over
- Mesh back available in Black/Red/Blue/Green (\$POA)
- Seat available in many colours (\$POA)

WITH ARMS*
\$469
SAVE \$20 ATEAM12.BK



NAME	CODE	NO ARMS	ARMS
TEAMSTAR	TEAMS11/12	\$309	\$399
SYNC A-TEAM IN BLACK	ATEAMSYN11.BK/12.BK	\$319	\$409
A TEAM IN BLACK	ATEAM11.BK/12.BK	\$379*	\$469*
A-TEAM RATCHET	ATEAMRCH11/12	\$409	\$499
A-TEAM HEAVY DUTY	ATEAMHD11/12	\$489	\$579

- Adjustable lumbar support
- Height adjustable arms
- High density foam
- Independent seat & back tilt
- Gas lift

Ask about upgrade to the Super-Heavy Duty Model
160kg
ATEAM11/12HD

• Standard 135kg weight rating



THE HUM HIGH BACK CHAIR

ELITE 2
\$849
SAVE \$50 ERHU12E.BKM1



- Common features:**
- Adjustable Back (6 heights)
 - Bionic Adjustable Lumbar (height and tension)
 - Single Lever Mechanism for Height, Seat Slide and Back Tilt
 - Super Interlock Recline Mode locks lumbar support in place while back is reclined.
 - 65mm Castors
 - Greenguard Gold Certified
 - 97% of materials are recyclable



PROJECT **NEW**
\$699
SAVE \$150 ERHU14P.BKM1



- Project Specific Features:**
- 3D Adjustable Arms (height, depth & angle)
 - Weight Balance Mechanism (auto adjusting)
 - Black Nylon Base

ERGOFIT. Height/tilt adjustable headrest
EXECUTIVE
\$599
EFIT12M
5 YEAR WARRANTY



- High density moulded foam
- Ratchet back height adjustable
- 3D adjustable arms
- Polished aluminium base
- Synchronised mechanism - lockable in 4 positions

ZONE 2 OPERATOR **ERGONOMIC**
\$599
EROZ24E
5 YEAR WARRANTY



- 3 position locking synchro mech
- Adjustable arms (height, angle, forward & backward)
- Stealth tension adjustable lumbar support
- 8 zone individual mesh support

ZEUS **BLACK**
\$439
ZEUS14.BK
10 YEAR WARRANTY



- Tension adjustment for chair reclining
- Full mesh, one-piece back and seat in grey (alloy base) or black (nylon base)

GREY
\$499
ZEUS14.GY



SOLIDWORX - AUSTRALIA'S TOUGHEST TRAINING CHAIR

NO ARMS
\$309
SWRX61W.BK



WITH ARMS
\$349
SWRX62W.BK




RIGHT TABLET
\$409
SWRX63W.BK




- Common features:**
- Plastic back • Stackable
 - Foldable seat for nesting
 - Iron tube leg and PU castor
 - Simple and effective linking feature
 - All components meet BIFMA standard
 - Greenguard Certified
 - Approved for Government use DET 68449 SOA
- Foldable arm rest and tablet
 - Tablet on RHS, Size 330W x 260D

3 YEAR WARRANTY

LINKING KIT
\$30 SWRXLINK



STACKING TROLLEY
\$279 SWRX66.BK



Operator Chairs

Ask about approved products

SOA QED
104526

ERGOFORM

WITH ARMS

\$279

BLACK BASE
ERGF22M

- Features:
- Tilt tension control
- Full ergo 3 lever mechanism
- Adjustable height back
- Adjustable arms
- Black fabric or Black mesh



ALSO AVAILABLE
IN MESH
\$259

OPTIONAL
POLISHED
BASE
ADD \$60
ERGF22P



Tested to BIFMA
X5.1 - to 125kg
540,000 cycles
(Tilt Mech Test)
140,000 cycles
(Seat Durability
Test)
60,000 cycles
(Arm Durability
Test)

PU LAB STOOL

HEIGHT RANGE:
340-580mm

A1

IMPROVED
MECHANISM



B2

HEIGHT
RANGE:
560-820mm

	STYLE	CODE	PRICE
A1	SADDLE	LABSTO2	\$199
A2	SADDLE (with Drafting Kit)	LABSTO2D	\$239
B1	CHAIR	LABCH23N	\$289
B2	CHAIR (with Drafting Kit)	LABCH33N	\$349

- Features:
- High quality moulded PU
 - Hard wearing and easy to clean

**STRENGTH
DURABILITY
STABILITY**

**CERTIFICATION
= REDUCED RISK
= PEACE OF MIND**

STANDARDS
ASSETFIELD

NATA SGS

Advanced Tested & Certified logo and AFRDI certification badge.



CONNECTION RANGE

MED BACK

\$199

SAVE \$30
BLACK
CONX23

HIGH BACK

\$249

SAVE \$20
BLACK
CONX21



TILTING
BACK &
SEAT
GAS LIFT



TILTING
BACK &
GAS LIFT

- High back available in Black & Navy fabrics

ADJUSTABLE ARM
ADD \$90 ARMKIT50
FIXED LOOP ARM KIT
ADD \$50
ARMKIT12



DRAFTING KIT
ADD \$130
DRAFT91



EX HIGH BACK

\$269

SAVE \$20
CONX27

3 LEVER MECHANISM
LARGE SEAT
INDEPENDENT SEAT/
BACK TILT



5 YEAR
WARRANTY


MAYFIELD

MED BACK

\$179

SAVE \$10
MAYF23

STANDARD ARMS
ADD \$50
ARMKIT12



3 YEAR
WARRANTY

- Gas lift
- Tilting back
- Height adj back
- Black fabric

EXECUFORM

WITH ARMS

\$499

EEXF22

10 YEAR
WARRANTY



- High density foam
- Adjustable arms
- Extra large moulded seat/back
- Independent back & seat tilt
- Available in Black fabric

JEMMA

SUPER STRONG MECHANISM

FABRIC

\$349

NO ARMS
JJEM21

OPTIONAL ARM
KIT ADD \$90
ARMKIT18



LEATHER LOOK

\$409

NO ARMS
JJEM21

AS SHOWN
WITH ARMS
\$499



10 YEAR
WARRANTY

- Fully ergonomic
- Independent tilting seat and back
- Steel base
- Black fabric or Black Leather-Look (PU)

CHAIR ACCESSORIES

DON'T FORGET YOUR CHAIR MAT!

SMALL

\$89

915 X 1220MM
WITH ANCHORS
CHAX01

LARGE

\$109

1350 X 1150MM
WITH ANCHORS
CHAX02

DIPLOMAT

\$159

1220 X 1525MM
WITH ANCHORS
CHAX03

HARD FLOOR

\$149

1150 X 1350MM
WITH ANCHORS
CHAX04

**NOW 20% THICKER
EXTRA THICK: AVOIDS
CRACKS & DENTS**

Executive Chairs

EMERALD

HIGH BACK

\$249

EMER12

3 YEAR WARRANTY



- Black leather look (PU)
- Padded arms
- Single position tilt lock mechanism

ARLINGTON RANGE

HIGH BACK

\$369

ARLN12

3 YEAR WARRANTY



- Knee tilt mechanism
- Multi position lock
- Black leather-look PU
- Chrome polished arms & base

CANTILEVER

\$259

ARLN46

5 YEAR WARRANTY



- Cantilever base

BETA

HIGH BACK

\$299

BETA12

3 YEAR WARRANTY



NEW & IMPROVED PU

- Single position tilt lock
- Black leather look (PU)
- "Flip-Away" arms

BETA

MESH

\$299

BETA12

3 YEAR WARRANTY



- Slate mesh white frame
- Single position tilt lock
- "Flip-Away" arms

MARRIOTT

HIGH BACK

\$349

MARR12

3 YEAR WARRANTY



NEW & IMPROVED PU

- Black leather look (PU)
- Single position tilt lock



HEAVY DUTY CHAIRS

BROADBEAM

ONLY

\$649

BROAD12

3 YEAR WARRANTY



NEW & IMPROVED PU

RATED TO 200kg

- Super strong construction for the larger body type with extra large seat (620W x 520D)
- Finished in very soft leather-look PU
- Polished aluminium base and arms

BIG MAN

ONLY

\$809

BIGM12.BKLE

5 YEAR WARRANTY



RATED TO 200kg

REAL LEATHER

- Extra large seat (560W x 480D)
- Genuine leather seat & back
- Tilt lock • Fixed padded arms
- Large seat • Steel base

TEXAS 200

LEATHER-LOOK PU


\$699

TEXAS200HD.BKPU

MESH

\$699

TEXAS200HD.BK



- 200kg user weight rating
- BIFMA approved
- Simple 100mm gas strut mechanism

- 35-50mm high density foam
- Reclining arm rests
- Steel 700mm dia base with PA castors

RATED TO 200kg



5 YEAR WARRANTY

Boardroom Chairs

Ask about approved products

SOA QED
104526

CHARTER RANGE



HIGH BACK
\$299
CHART12

• HB = 630mm high



MID BACK
\$259
CHART14

• MB = 490mm high



MID MESH
\$259
CHART14M

• MB = 490mm high
• Black mesh finish

• Black leather-look (PU) upholstery

• Removable arm padding • Chrome base and arms • Single position tilt lock mechanism

3 YEAR WARRANTY

THICK PAD
\$399

PILB14MBT



• Thick pad or thin pad
• Classic retro design
• Tilt lock with tension control

PILBARA BOARDROOM

ALSO AVAILABLE THICK PAD HIGH BACK
\$449
PILB12HBT

ALSO AVAILABLE SLIM PAD HIGH BACK
\$419
PILB12HBS



5 YEAR WARRANTY

• Many frame colours
• Many upholstery colours
• Fabric or Heavy Duty PU

SLIM PAD
\$389

PILB14MBS



SAVE UP TO 38%

ROXBY MEETING STANDARD

BUY WITH CONFIDENCE
BEWARE OF CHEAP IMITATIONS

- Interchangeable seat, base and arm options
- 4 star base available in Black, White & Polished Alloy
- Adjustable height
- Large comfortable seat 450W x 420D
- High quality aluminum
- Ezi Rolling rubber castors, also suitable for soft floors



Optional With Arms
\$319
ROXB62S

Chair Colours

- Tan PU
- Black PU
- Forest Green PU
- Mahogany PU
- Navy PU
- Charcoal PU
- Grey Fabric
- Olive Fabric

Base Colours

- Black
- White
- Polished Alloy

NO ARMS
\$259

SAVE \$130
ROXB61S

5 YEAR WARRANTY

SAVE UP TO 38%

ROXBY MEETING DELUXE WITH TILT



Optional With Arms
\$349
ROXB62D

- Large comfortable seat 450W x 420D
- Tilting mechanism
- 5 star base • Gas lift
- High quality aluminum
- High quality DONATI mechanism
- Ezi Rolling rubber castors, also suitable for soft floors

NO ARMS
\$299

SAVE \$130
ROXB61D

5 YEAR WARRANTY

SCAN TO VIEW



RUN-OUT SPECIALS

ROXBY SLED



ONLY \$199

SAVE \$120
ROXB71SL

5 YEAR WARRANTY

- Large comfortable seat 450W x 420D
- Solid steel frame

ROXBY SLED BASE STOOL



- 780mm seat height
- Solid steel frame

ONLY \$239

SAVE \$80
ROXB01ST

5 YEAR WARRANTY

Foyer Chairs

SALISBURY



'DENIM' FABRIC FROM
\$319

SALB

570W x 620D

- Detailed Stitch
- High Density Foam Seat
- Steel or Timber Legs Re-inforced Frame
- Commercial Grade Upholstery
- Rub tested 50,000 times (Fabric), 100,000 times (Vinyl)

SPICER



MANY LEG STYLES
4-LEG METAL
4 LEG TIMBER
SLED

'CLOUD' FABRIC FROM
\$289

SPIC

500W x 610D

SALISBURY XL



BLACK VINYL FROM
\$419

SALBXL

670W x 740D



VARIETY OF
COLOUR
OPTIONS

'SLATE' FABRIC
METAL 4 LEG-
BLACK
\$349

SPIC650/750

METAL 4 LEG
- TIMBER
SPIC750 **\$359**



'STEEL' FABRIC
METAL 4 LEG-
BLACK
\$389

SALB650/750

METAL 4 LEG
- TIMBER
SALB750 **\$399**

Custom fabrics available **\$POA**

STANDARD MODEL INCLUDES FABRIC AND 4 LEG METAL BASE (BLACK)	
FINISH	ADD
4 FABRICS (Warwick Gravity) Denim, Navy, Slate, Steel	-
4 LEATHER GRAIN LOOK FABRICS (Warwick Eastwood) Bisan, Donkey, Slate, Tan	-
3 LEATHER LOOK FABRICS (Warwick Pelle) Navy, Sage, Tan	\$20
VINYL (V) Black	-
4 LEG METAL (4LM) - Black	-
4 LEG METAL (4LM) Lt. Oak, Dark Walnut, Lt. Walnut, Birch	\$10
4 LEG TIMBER (4LT) Lt. Oak, Lt. Walnut	\$100

Fabric Colours




Frame Styles & Colours



MANY Colours available POA

3 YEAR WARRANTY

MYSTIQUE CHAIRS



VISITOR CHAIR
\$179

SAVE \$30
LUX-MYS01B

2 YEAR WARRANTY

- Upholstered in velvet fabric
- Black painted metal frame
- Gold painted metal frame
- LUX-MYS01G



MYSTIQUE STOOL
\$259
LUX-MYS980G

CADIA 5-STAR



ONLY
\$579

CADIA5C

ONLY
\$579


CADIA4L

5 YEAR WARRANTY



- Height adjustable seat
- Steel 5-star castor base
- Foam seat cushioning
- 140kg weight limit

CADIA 4-LEG



- 140kg weight limit
- Foam seat cushioning
- Black or White powder coated steel frame
- Cushioning backed by steel frame

LETO FOYER



ONLY
\$649

LETO51

5 YEAR WARRANTY



Also available in:
Cross Sled
LETOCRS01

- BIFMA Certified
- Greenguard GOLD Certified
- 135kg user weight rating
- Internal Seat 570W x 515D mm
- Molded foam backrest and seat
- Black powder coated solid steel 4-star base
- 97% polyester, 3% nylon fabric upholstery

MACKAY TUB



NEW &
IMPROVED PU

ONLY
\$449

MACK01

3 YEAR WARRANTY

- 710W x 690D x 790H • Fully assembled
- Available in Black leather-look (PU)

CUBE LOUNGE



SINGLE
\$689

890W
CUBE41

3 YEAR WARRANTY

- Also available in:
2 seater **\$999 1450W** CUBE42
3 seater **\$1299 2000W** CUBE43

- 740mm deep
- Stainless steel frame
- Black leather look (PU)
- Modern furniture, classic design

ARDINA



ONLY
\$659

ARDIN01

5 YEAR WARRANTY

Also available in:
2 seater **\$999**
ARDIN02



- Black Powdercoat solid tube frame
- Removable back cushion
- Rubber button feet
- Available in Light Blue or Charcoal

Visitor Chairs

Ask about approved products

SOA QED
104526

"SIDEKICK" SWIVEL STOOL

WITH RING

\$199

SIDE02

NOT SHOWN
NO RING
\$119
SIDE01

3 YEAR WARRANTY



- 400mm Dia seat
- Seat height 550mm to 750mm
- Black leather look PU seat
- Chrome finish base with gas lift

POLY STACKER

ONLY

\$79

SAVE \$10
UCPP481

3 YEAR WARRANTY



- Strong steel frame
- Available in Black only

STRATA STACKER

ONLY

\$89

SSRA61

5 YEAR WARRANTY



- 2 standard fabrics, Blue or Black

MARVIN

ONLY

\$129

MARV71.BK

3 YEAR WARRANTY



- Steel black powder coated sled frame
- Stackable

BERLIN VISITOR

ONLY

\$139

BBER44

3 YEAR WARRANTY



- Cantilever
- Chrome frame
- Black Vinyl

ZOOM RANGE

NO ARMS

\$169

ZOOM61

3 YEAR WARRANTY



WITH ARMS
\$179
ZOOM62

SLED BASE
\$199
ZOOM71

- Strong, chromed-steel frame
- Mesh back with Black fabric seat



LONDON RANGE

BLACK FRAME
BLACK FABRIC

\$169

LLON44B

- Black frame with arm pads
- Black fabric seat and back

3 YEAR WARRANTY

CHROME FRAME
BLACK FABRIC

\$199

LLON44C

- Chrome frame + arm pads
- Black leather-look (PU)

G20 MEETING

4 LEG

\$169

G20LEG

3 YEAR WARRANTY



- Stackable (4 high)
- Polypropylene arms
- Solid steel frame
- Black mesh back and Black (E2) fabric seat



ANGIE VISITOR

ONLY

\$199

ANGE44

3 YEAR WARRANTY



- Chrome cantilever frame
- Matches many executive chairs
- Black leather-look (PU)

SONAR CANTILEVER

MESH

\$199

SONA72

5 YEAR WARRANTY



- Cantilever Chrome Frame
- Square Fixed Arms
- Mesh Back

KONFURB HARMONY

ALLOY BASE

\$429

HARM21.WH

5 YEAR WARRANTY



- Height adjustable seat
- Contoured polypropylene moulded shell
- Superior comfort & dynamic seat movement

NYLON BASE
\$429
HARM21.BK

Training & Breakout Chairs

MIXX 'N' MATCH



THE MIXX RANGE

Australia's most versatile range of high quality breakout visitor seating.

	BASE STYLE	CODE	DETAIL (ALL PRICES PLASTIC SHELL)	PRICE
A	4 LEG	MIX61xx	Metal frames options	\$159
B	SLED	MIX71xx	Chrome/Black/Woodgrain	\$159
C	4 LEG TIMBER	MIX61Tx		\$149
D	STOOL (630 or 760H)	MIX630x/760x	Black or Chrome frame	\$209
E	TIMBER LEG STOOL	MIX630Tx/760Tx	Black or Chrome foot ring	\$239
F	5 STAR BASE	MIX13x	Black nylon, gas lift and castors	\$219
G	UPHOLSTERED SEAT	Optional Upgrade	Warwick gravity fabric	ADD \$90
H	FULLY UPHOLSTERED	Optional Upgrade	Warwick gravity fabric	ADD \$250
I	ARMS	Optional Upgrade	Lt.Grey/Black/White	ADD \$40

VARIETY OF LEGS AND ARMS OPTIONS

- Plastic shell only

MANY Colours available PCA



SEE THE FULL RANGE IN OUR MIXX CATALOGUE AT:
empirefurniture.com.au



WASTE PAPER BIN

ONLY \$29

TECH08



SPECTRUM CAFÉ CHAIR

ONLY \$89

SAVE \$10 SPEC61

3 YEAR WARRANTY



- Static seat load tested to 250kg
- Suitable for indoor or outdoor use
- Stackable
- Approved for Government use DET 68449 SOA

A sample has been tested by AFPRDI

10 VIBRANT COLOURS

VIRGINIA BAR STOOL

METAL FRAME \$109

VIRG01

TIMBER FRAME \$149

VIRG01T



- Seat height 760mm
- Overall height 820mm
- Oak coloured timber or black metal leg
- Polypropylene Seat
- Great for Kitchen and Bar areas
- Available in Black & Grey

3 YEAR WARRANTY

PLASTIC STOOL

\$169

NO ARMS VERS81P

5 YEAR WARRANTY

VERVE RANGE

PLASTIC

\$99

NO ARMS VERS61P

10 YEAR WARRANTY

FABRIC

\$169

NO ARMS VERS61F

10 YEAR WARRANTY

FABRIC WITH TABLET

\$239

NO ARMS VERS63F

10 YEAR WARRANTY

PLASTIC WITH TABLET

\$169

NO ARMS VERS63P

10 YEAR WARRANTY



- Chrome frame
- 762mm seat height
- Black plastic seat and back
- Fully assembled

- Tested to AS/NZS 4688
- Fixed Height Chairs
- 160kg Static Load Test
- 100,000 Seat/Back Fatigue Test

Choice of left or right tablet
VERS63xL.xx
VERS63xR.xx

- Holds 10 x Fabric or 20 x Plastic

VERVE TROLLEY \$100
VERS66

Built Strong Steel Storage

Ask about approved products

SOA QED
104526

ALL-STEEL MOBILE PEDESTAL



ONLY
\$199
MPBS2DF
10 YEAR WARRANTY

LOCKABLE

Built Strong

Standard Size

- 590H x 390W x 500D
- Fully assembled
- 2 drawers plus file
- Heavy duty ball bearing runners on file drawer
- White, Graphite Ripple or Black Satin

BUILT STRONG MINI MOBILE PEDESTAL



NEW

ONLY
\$209
MPBS1DF

10 YEAR WARRANTY

LOW & SLIM
SPACE SAVING
DESIGN

Built Strong

Mini Size

- 525H x 300W x 500D
- Fully assembled
- 1 drawer plus file
- Heavy duty ball bearing runners on file drawer
- White or Black Satin

SUITABLE FOR HEIGHT
ADJUSTABLE DESKS

CITI MOBILE PEDESTAL



ONLY
\$249
CTMP2DF
10 YEAR WARRANTY

- 597H x 390W x 500D
- Lockable • 2 drawer plus file
- 4 colour handles - Green, Red, Blue or Black
- Heavy-duty ball-bearing runners on file drawer


CITI MONITOR SINGLE ARM



ONLY
\$139
CTARM01

- 442mm arm reach
- Height adjustment 400mm height range
- 80° up/down tilt
- 90° left/right pan
- Quick release for easy screen removal
- 75mm or 100mm VESA compatible
- Weight Capacity 15kg per arm
- Colours: Silver, White or Black

CITI MONITOR DOUBLE ARM



ONLY
\$239
CTARM02



RUN-OUT SPECIALS



ONLY
\$299
CTARM01L



CITI MONITOR
SINGLE +
LAPTOP

CLEARANCE
*While stocks last

CITI CPU HOLDER
\$39 CTAC09.WH

- Lockable castors
- Max PC: 210mm W

LATERAL FILING CABINETS

- 2 Drawer - 720H x 900W x 460D
- 3 Drawer - 1010H x 900W x 460D
- Fully assembled
- Anti tilt
- Available in White or Black Satin
- Graphite Ripple still available while stocks last



2 DRAWER
\$579
LFBS2D

3 DRAWER
\$689
LFBS3D

10 YEAR WARRANTY Built Strong

WOULD YOU LIKE FILES WITH THAT?
\$70 inc GST ENSF50

- Box of 50 files
- Made from 100% recycled board
- Smooth runners for quiet gliding of files

PIGEON HOLE UNITS



40 HOLE
\$699
PHBS40

20 HOLE
\$449
PHBS20

- 20 hole, 1010H x 1040W x 385D
- 40 hole, 1827H x 1040W x 385D
- White & Graphite Ripple
- All steel construction

10 YEAR WARRANTY Built Strong

Australia's Toughest Steel Storage

FILING CABINET



4 DRAWER
\$409
1300mm H
FCBS4D

3 DRAWER
\$369
1010mm H
FCBS3D

2 DRAWER
\$299
710mm H
FBS2D

10 YEAR WARRANTY
Built STRONG
A sample has been tested by AFRCI



- 460W x 620D
- Fully assembled
- Full extension ball bearing runners
- 4 durable powder coat colours: Graphite Ripple, White, Grey & Black Satin

LOCKERS (SILVER GREY)



STYLE	SIZE	CODE	LATCH LOCK	KEY LOCK
Single Door	305W X 1827H X 460D	LKBS301/K	\$249	\$254
2 Door	305W X 1827H X 460D	LKBS302/K	\$269	\$279
4 Door	305W X 1827H X 460D	LKBS304/K	\$329	\$349
Single Door	380W X 1827H X 460D	LKBS381/K	\$269	\$274
2 Door	380W X 1827H X 460D	LKBS382/K	\$289	\$299
4 Door	380W X 1827H X 460D	LKBS384/K	\$349	\$369

• Also available in banks of 2 or 3

INFINITE LOCKERS



STYLE	CODE	PRICE
Single Door	INFMLOCK1D	\$429
2 Door	INFMLOCK2D	\$499
3 Door	INFMLOCK3D	\$569
4 Door	INFMLOCK4D	\$629
Step Door	INFMLOCKSTEP	\$559

- 305W x 455D
- Available in White or Natural Oak
- Includes 2 keys per lock
- Soft close hinges
- MDF doors with clear sealant on vent cutouts
- Digital lock available with private or public lock programming **\$79** INFLOCK.BK

METAL STATIONERY CUPBOARDS

4 SHELVES
\$459
2100mm H
SCBS21

3 SHELVES
\$369
1827mm H
SCBS18

2 SHELVES
\$309
1010mm H
SCBS10



10 YEAR WARRANTY

EXTRA SHELF (INCLUDING CLIPS)
\$35 SCBSSH

- 905W x 460D
- Adjustable shelves
- Three point locking mechanism
- Priced in White, Graphite Ripple & Silver Grey



INDUSTRIAL STEEL SHELVING

ONLY
\$359
SSBS21.SG



10 YEAR WARRANTY

- 4 adjustable shelves
- 2100H x 905W x 460D
- Silver Grey



INDUSTRIAL QUALITY LONG SPAN SHELVING

A INITIAL
\$839
1900mm H
LSBS181

B EXTENSION
\$499
950mm W
LSBS09E



10 YEAR WARRANTY

- High quality all steel construction
- Massive 350kg per shelf capacity
- Supplied with 2 adjustable shelves and 2 fixed shelves as standard

2100H X 600D		
STYLE	CODE	PRICE
1000W Initial	LSBS09	\$599
950w Extension	LSBS09E	\$499
1900W Initial	LSBS181	\$839
1850W Extension	LSBS18E	\$739
EXTRA ADJUSTABLE SHELF (PACK OF 2)		
STYLE	CODE	PRICE
900W	LSBS09A	\$170
1800W Extension	LSBS18A	\$250

Built Strong Tambour Door Cupboards

Ask about approved products

SOA QED
104526

**NEW AND IMPROVED
GERMAN-ENGINEERED
DOOR SYSTEM**



- PLANTER BOX**
- 200mm high
 - Available in 900W (holds 3 x 200mm dia pots) or 1200W (holds 4 x 200mm dia pots)
 - Black or White




- Fully assembled
- 900W or 1200W
- Lockable
- Adjustable shelves included
- Available in Black or White
- Attractive roller shutter doors, retract inside the cabinet
- Extra Shelf 900W or 1200W **\$35** TDBSSH09/12

	Width	Holds Plants	Code	Price
Planter Box Only (No Drip Trays or Plants)	900W	3	PLBS09	\$190
	1200W	4	PLBS12	\$210
Planter Box with Artificial Plants (No Drip Trays)	900W	3	PLBS09AP	\$459
	1200W	4	PLBS12AP	\$549
Planter Box for Real Plants* (with Drip Trays)	900W	3	PLBS09DT	\$205
	1200W	4	PLBS12DT	\$230



Double hook locking system



Levelling feet – adjustable from inside

900W	1200W	900W	1200W	900W	1200W
\$1069	\$1209	\$769	\$879	\$669	\$719
2000mm H 4 SHELVES TDBS20H09W	2000mm H 4 SHELVES TDBS20H12W	1200mm H 2 SHELVES TDBS12H09W	1200mm H 2 SHELVES TDBS12H12W	1016mm H 2 SHELVES TDBS10H09W	1016mm H 2 SHELVES TDBS10H12W

TOAST RACKS

- 1 For 900W Box / Wrap FSTRxx09 **\$55**
- 2 For 1200W Box / Wrap FSTRxx12 **\$65**


NEW SIZES SPECIFIC TO BUILT STRONG TAMBOURS



ELEMENTS AIR MODULAR OTTOMANS




ONLY \$269
ELEATRIOT



ONLY \$409
ELEADIAOT



ONLY \$609
ELEATRAPO2B



ONLY \$999
ELEAHEXOT

ELEMENTS® TRIANGLE
• W680 x D590 x H450

ELEMENTS® DIAMOND
• W1100 x D600 x H450


ELEMENTS® TRAPEZOID 2 SEAT
• W1370 x D600 x H450

ELEMENTS® HEXAGON
• W1380 x D1200 x H450



ELEMENTS® TRAPEZOID 3 SEAT


- Ideal against a wall or doubled up as the centrepiece of a room, the Elements Large Trapezium is generously sized.
- ELEATRAPO3B W2075 x D600 x H450 **\$989**



EACH \$789
ELEHEXOT

- Table not included
- W1380 x D1200 x H450

**ELEMENTS®
HEXAGON OTTOMAN**



Combine and reconfigure to update your space

8 Huge locations throughout QLD & NSW or BUY ONLINE at empirefurniture.com.au

WOOLLOONGABBA	61 Ipswich Rd Woolloongabba	4102	P 3132 0605	gabba@empirefurniture.com.au
SYDNEY	36 Parramatta Rd (cnr Mons St) Lidcombe	2141	P 9000 1564	sydney@empirefurniture.com.au
ROCKLEA (FACTORY OUTLET)	Gate 1, 51-63 Heaton Street, Rocklea	4106	P 3179 6122	rocklea@empirefurniture.com.au
SOUTHPORT	180 Scarborough St Southport	4215	P 5625 7560	southport@empirefurniture.com.au
SUNSHINE COAST	Shop E, 224 Nicklin Way Warana	4575	P 5300 2663	sunshine@empirefurniture.com.au
ROCKHAMPTON	211 East St Rockhampton	4700	P 4800 3003	rockhampton@empirefurniture.com.au
MACKAY	2B Victoria St Mackay	4740	P 4800 4085	mackay@empirefurniture.com.au
TOWNSVILLE	233 Ingham Rd Garbutt	4814	P 4800 4373	townsville@empirefurniture.com.au



SCAN HERE FOR SHOWROOM DETAILS



All prices include GST. † Prices do not include delivery, assembly, installation or rubbish removal (unless specified). \$POA We assemble at your request. Conditions apply. *Based on Recommended Retail Price. Prices valid until 31/04/25. Subject to change without notice. Some products and prices may still be available after this date. Late shoppers please enquire. E&OE. Colours reproduced are subject to the usual tolerances of the printing process. Every care has been taken to prevent printing errors. If errors have occurred we will advise you when ordering of the correct price and/or product. Savings are based on our regular retail pricing or similar products available elsewhere. Fabrics, finishes and accessories are used for photography purposes only. *We will beat any written quote on equivalent product (Terms & conditions apply).