

it's easier with

empire
education furniture

EST 1982

2021 Education Furniture

Focus on Flexible Learning Furniture



Education
furniture
buy online



e 1300 400 521
empirefurniture.com.au

DET
68449
SOA

Queensland Government

One of the Preferred Suppliers for Office, Education and Health Furniture
Whole of Government - DET QLD SOA 68449
Contact us for Approved Products List. www.empirefurniture.com.au/soa

FOR
NSW

New South Wales Government

NSW Government Office Furniture Scheme SCM0771
Advanced Registered Supplier including the new category
Flexible Learning Furniture. Contact us for Approved Products List.

The Empire Process




Consultation

We listen carefully to understand the vision for your spaces



Design

We work alongside your team to ensure solutions are as per your vision



Visualisation

We work with our design team who will create 2D & 3D renders to enable you to visualise your spaces



Implementation

Our team supports you in every aspect of the journey from planning, production, delivery, placement and removal of rubbish



After Sales Service

This is not the end of our journey with you - we are only a phone call away, with a dedicated account manager appointed to your school





Index

About Empire	2 - 11
Classroom Essentials - Plato Student Chair	12 - 13
Classroom, Breakout & Training Chairs	14 - 18
Stools	19
Classroom Essentials - Grow Student Tables	20 - 21
Acer Flexible Table Range	22 - 28
Tables	29
PODZ Ottomans	30 - 31
Creative Seating	32 - 36
Soft Seating - Modular Lounges	37 - 39
Soft Seating - Sunrise	40
Soft Seating - Benchmark	41
Soft Seating - Fonzetta & Lion	42
Soft Seating - Flight, Wing, "Q" & Chai Lounges	43
Soft Seating - Moto (Activity Based Learning)	44 - 45
Soft Seating - Konfurb Collection	46 - 47
Steamroller Mobile Maker Tables	48
High Benches & Tables	49
Teaching Aids	50 - 51
General Learning Area Dividers	52
Mobile Trolleys	53
Classroom Storage and Totes	54 - 57
Sterling Classroom Furniture Range	58 - 59
School Lockers	60 - 65
Library - Habitat Range	66 - 67
Library - Shelving	68
Noise Reducing Acoustic Panels	69
Portable Stages & Choral Risers	70 - 71
Manual Arts Benches & Sick Bay	72
Aluminium Outdoor Furniture	73
pcslocs - Device Charging & Storage	74
Education Resources by Elizabeth Richards	75 - 90
Classroom Rugs	91 - 92
Whiteboards & Notice Boards	93 - 96
Admin Furniture - Steel Storage	97
Admin Furniture - Office - Citi System	98 - 99
Admin Furniture - Office - Shipshape Range	100 - 101
Admin Furniture - Office Chairs	102 - 103
Social Distancing Range	104 - 105

An "A" Standard



Our education clients enjoy

- An exceptional range of researched, tested and certified products (backed by warranties)
- Fresh solutions to suit modern learning styles and teaching needs
- Premium service and unwavering commitment
- Smooth, seamless and swift processes
- Genuine value and real savings
- Ready product availability and fast turnaround
- We are thrilled to be one of the Preferred Suppliers for Office, Education and Health Furniture, Whole of Government - DET QLD SOA 68449. Empire is a prequalified supplier for the NSW Government, under the Office Furniture Scheme (SCM0771) including the Flexible Learning Furniture (FLF) category

Credentials





ADVANCED FURNITURE TESTING

The New Benchmark in Certification

Who is Advanced Furniture Testing?

Advanced Furniture Testing is an accredited independent laboratory which tests commercial and education furniture to specific Australian and international furniture standards.

In its mechanical testing laboratory, Advanced Furniture Testing conducts tests using specialised technical apparatus which simulate real-life use and foreseeable misuse for many types of furniture.

Advanced Furniture Testing is accredited by the National Association of Testing Authorities (NATA). It is authorised to test and certify furniture to 14 international furniture standards and is regularly audited by NATA to ensure a high level of technical competence and integrity.

Certification = Reduced Risk = Peace of Mind



The most technologically advanced furniture testing laboratory in the Southern Hemisphere.

Empire has Australia's largest selection of tested & certified education furniture.

NATA
ACCREDITED LABORATORY
National Association of Testing Authorities, Australia
(ASN 09 004 379 748)
has accredited
Advanced Furniture Testing

following demonstration of its technical competence to operate in accordance with
ISO/IEC 17025
This facility is accredited for the tests shown on the Scope of Accreditation issued by NATA

Jennifer Evans
Jennifer Evans
Chief Executive Officer

Date of issue: 19 March 2018
Date of accreditation: 1 February 2018
Accreditation number: 20299

NATA is Australia's government endorsed authority of laboratories, and a leader in accreditation internationally. NATA is a signatory to the international mutual recognition arrangements of the International Laboratory Accreditation Cooperation (ILAC) and the Asia Pacific Laboratory Accreditation Cooperation (APLAC).
©2018 NATA. All rights reserved.

Approved by
Advanced Furniture Testing
Tested to:
AS/NZS 4610.2:1999
Furniture - School and Educational
Chairs - Strength, durability and stability

Supplier: Empire Furniture
Description: Plato Student Chairs
PLCH300/PLCH335/PLCH355/PLCH400/PLCH460
Seat Height: 300 mm, 335 mm, 355mm, 400 mm & 460 mm
Tested at: Sizemark 3/4/5/6 Severe

Certification is based on the above standard and any additional testing and/or assessment conducted by Advanced Furniture Testing during auditing processes.
The supplier having agreed to maintain the compliance of the product and shall submit to retesting if its specifications change.

Sizemark 3,4,5 & 6 was tested for strength, durability and stability at severe level. Dimensionally, the sizemark ranges is 3 - 6 (indicative only).

Tegan
Tegan
Technical Manager

ADVANCED FURNITURE TESTING
Advanced Furniture Testing
22 - 612 Innes Road
Rushton Brisbane, 4106



Complete confidence

With a wealth of education experience, we can project manage the entire process for you. It's time to take the stress out of school fit-outs.

Understanding: Close consultation to grasp your needs and vision, quickly and easily.

Smart plans: Expert space planning so everything works together and functions beautifully.


Priceless previews: See and test products in our showrooms and view realistic 2D and 3D renders of your space before any final decisions.

TRESTLE BAR LEANER
2100m x 900mm x 1050 H
Black powder coated frame
Timber melamine top
Pluto – USB Charge



Sled base
Durable
Polypropylene
Powder coated

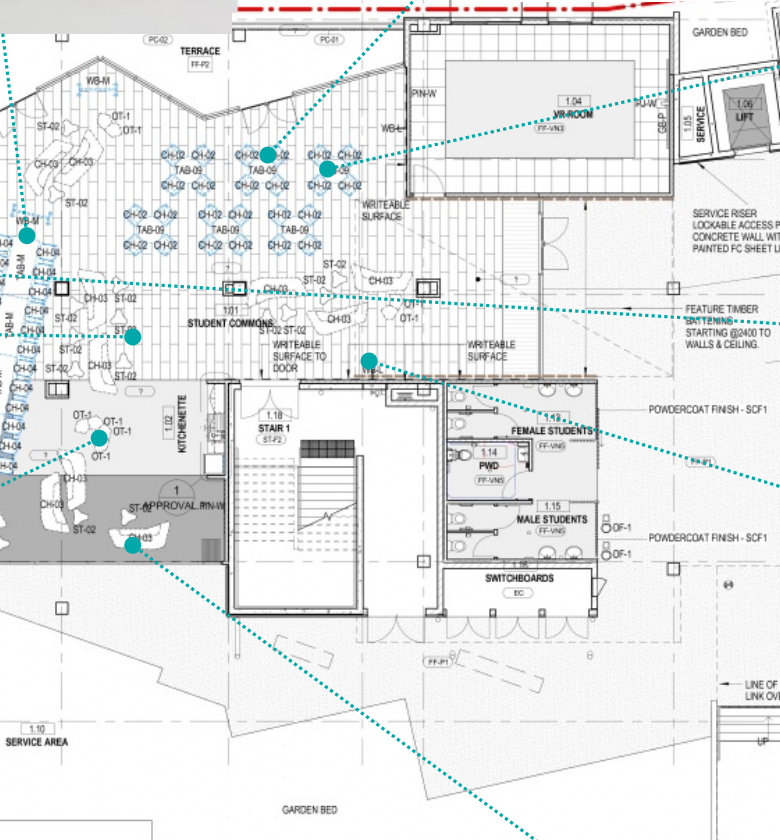
XO SIDE TABLE
400mm DIA x 500mm H
White top
Black stem & alloy base



POD OTTOMAN SETTING
Modular ottoman
Casters
Commercial grade vinyl



Sled base
Durable Polypropylene
Powder coated frame



FONZETTE SOFA w/ LUNA TABLE
1520mm W x 600mm D x 1100mm H
Lockable castors
E-zero melamine carcass
Commercial grade vinyl

Delivery & install: Smooth and swift product delivery, assembly and expert installation.
Total support: Your dedicated account manager is always on hand to help.

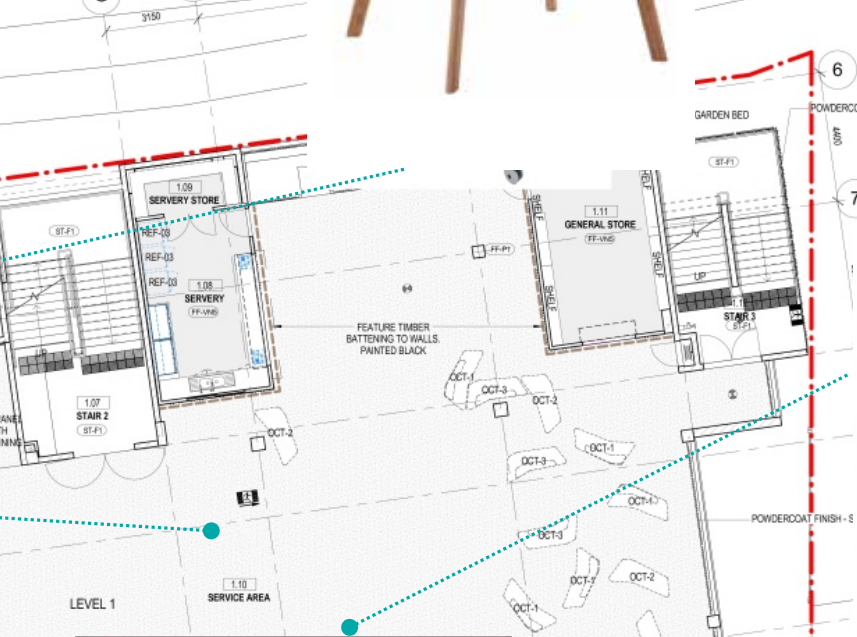


Konfurb Star Series

Mixx Table
 Solid timber legs
 1000mm diameter



ethylene coated frame



OPTIONAL: MOTO RANGE
 Individual high focus work point
 Acoustic screen panels
 Worktop or seat option



Konfurb Star Series



It's easier with
empire
 education furniture

Focus on the future

Learning needs to prepare students with skills and capabilities to thrive in a rapidly changing and interconnected world by connecting and engaging their sense of curiosity.

Future-focused environments inspire students to be leaders of their own learning. Students collaborate and use critical and creative thinking to solve complex problems and become mindful global citizens.

Future-focused teachers are flexible and select from a range of effective teaching strategies.

The modes for future learning highlight different ways in which learning occurs. Each mode requires students and teachers to be interacting differently with space and each other.





Change the learning landscape

With a place for:

Collaboration

Feedback & reflection

Discussion

Guidance

Demonstration

Experiential activities





— Create inspired learning spaces - with ease, value and confidence —

A proud industry leader for 35+ years, Empire provides high-functioning and fresh furniture and accessories for clients across business, education, healthcare and government.

Our wide range of education furniture helps shape ideal and inspiring environments to teach, learn and innovate. We've worked with thousands of educators to update and extend their facilities with simple efficiency.

Our high-quality solutions have proven their timeless appeal, with the durability to withstand the rough and tumble of school life.



A fresh, contemporary teaching approach



► Plato Student Chair



7
year
WARRANTY

125
kg
MAX USER



Tested to AS/NZS 4610.2 Education Chairs
180kg Static Load Test
200,000 Seat/Back Fatigue Test

SUMMARY:
Plato is a versatile one piece injection moulded chair which promotes good posture to help reduce fidgeting and to aid in the learner's attention span. Plato is lightweight, durable and is made to withstand school environments.

FEATURES:
Also available in smaller heights 240/260/280mm (minimum quantities may apply)
Core colour range: Orange, Green and Slate*
Extended colour range available (minimum quantities may apply)



Seat Height	Code
300*	PLCH300
335*	PLCH335
355*	PLCH355
400	PLCH400
460	PLCH460L

*300, 335 & 355 not stocked in Slate

► Plato Chair with Link



• Optional Seatpad



Left side when seated



Right side when seated

- New release (PLCH460L): The ever popular Plato chair (460mm) is now also available with easy linking feature ideal for school halls, assembly areas, canteens etc.
- This model also has the option of an upholstered seat pad (PLCH460LU)
- Also available chair trolley for easy move and reset (TROLCH01-04)



Optimal Height Guide*

Children's stature varies greatly within each classroom. For this reason Empire offer 9 x GROW desk heights and 5 x PLATO chair heights. This enables you the best opportunity to select the ideal furniture for your students.

Stature **1.1m - 1.2m**
Chair Height **300mm**
Desk Height **550mm**

Stature **1.2m - 1.4m**
Chair Height **335mm**
Desk Height **600mm**


Stature **1.3m - 1.6m**
Chair Height **355mm**
Desk Height **650mm**

Stature **1.5m - 1.8m**
Chair Height **400mm**
Desk Height **700mm**

Stature **1.6m - 1.9m**
Chair Height **460mm**
Desk Height **750mm**

*Important - this is a guide only, based on the Australian Standard. Empire cannot be accountable for incorrect product selections.

► Cato Student Chairs



► FX Student Chairs



CATO RANGE (7 colours)

Seat heights: 310, 350, 385, 445mm CATO445. Stacks 10 high, charcoal only

Stool seat height: 650mm CATO650. Splayed legs minimise potential for tipping, stacks 7 high, also available with ply Oak timber veneer seat

Stool with back seat height: 650mm CATO650B. Art, Graphics and Science stool, stacks 7 high

Gas lift seat height range: 380-520mm CATOGAS. Super strong, full steel sub-frame



FX RANGE

Natural flex for ultimate comfort

Seat height: 460mm FXCH460

Gas lift seat height range: 380-520mm FXCHGAS


Stool with back seat height: 650mm FXST650



► Spectrum Breakout Chair



► Unitab



SPECTRUM BREAKOUT CHAIR SPEC61

10 Vibrant colours to choose from
Static seat load tested to 250kg
Suitable for indoor or outdoor use
Stackable



UNITAB ARMCHAIR UNITAB01

The Unitab chair offers a left and right hand tablet and storage all in one. Ideal for training rooms, universities and general classrooms.
Available in Green (other colours available)
Left and right-hand tablet
Storage underneath
Cup holder and pen well



► Verve & Mannix



Linking Capability

VERVE STACKING TROLLEY

10 x Fabric or 20 x Plastic
VERS66



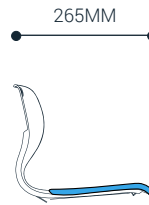
► Mannix



Mannix Gas Lift
• Includes seatpad

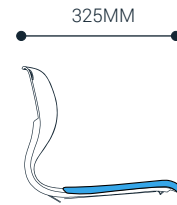


Mannix Reverse Cantilever
• Optional seatpad

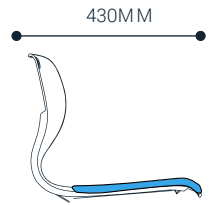


GAS LIFT

Primary Seat
Seat height
380 to 480mm
MANCAST265P



Junior Seat
Seat height
380 to 480mm
MANCAST325P



Intermediate Seat
Seat height
420 to 555mm
MANCAST430P

CANTILEVER

Primary Seat
Seat height
310mm
MANCANT265

Junior Seat
Seat height
325mm
MANCANT325

Intermediate Seat
Seat height
460mm
MANCANT430

VERVE VISITOR RANGE

Seat Plastic VERS61P, stackable/linkable, available with arms, writing tablet optional, Black or Navy Blue

Seat Fabric VERS61F, Black or Red

Bar Stool seat height: 762mm VERS81P. Chrome frame, Plastic seat and back, Black or Navy Blue

Seat Fabric with MDF tablet

Tablet Left VERS63XL.xx, Tablet Right VERS63XR.xx



MANNIX GAS LIFT

Adjustable seat height to suit different age groups

Body Balance mech allows movement and prevents back pain

Moulded seat pad to provide comfort

Back rest is designed for flexible movement, with lumbar curvature

Star base is tested to meet requirements for severe commercial use



► Solidworx & Nous



SWRX61W.BK



• Foldable arm rest
SWRX62W.BK



- Foldable arm rest and tablet
- Tablet on RHS
- Size W330 x D260mm

SWRX63W.BK



Linking Kit
SWRXLINK



Stacking Trolley
SWRX66.BK

► Nous



SOLIDWORX - Australia's toughest training chair

- Plastic back
- Stackable
- Foldable seat for nesting
- Iron tube leg and PU castors
- Simple and effective linking
- All components meet min of BIFMA standard
- Greenguard certified



NOUS - available in Black or White with seat pad

- Seat 4 leg** Polyprop NOUS61/A, 12mm rod steel frame, stackable 4 high
- Seat sled** Polyprop NOUS71/A, 12mm rod steel frame, stackable 4 high
- Gas lift** Polyprop NOUS21/A, polished aluminium frame, seat height range: 400 - 520mm
- Bar Stool** Polyprop NOUS01, seat height: 730mm, 12mm rod steel frame
- Gas lift with drafting ring** Polyprop NOUS33?A, seat height range: 590 - 840mm, foot rail height adjustable, Polished aluminium frame

► Mixx 'N' Match & Play Chair

MIXX 'N' MATCH




The Mixx Range

Australia's most versatile range of high quality break out visitor seating



12 VIBRANT COLOURS TO CHOOSE FROM



• Plastic shell only

Base Style	Code	Detail (all prices plastic shell)
A 4 Leg	MIX61xx	Metal Frames options Chrome/Black/White/Woodgrain
B Sled*	MIX71xx	
C 4 Leg Timber	MIX61Tx	
D Stool (630 or 760H*)	MIX630x/760x	Black or Chrome Frame
E 5 Star Base*	MIX13x	Aluminium, gas lift and castors
F Upholstered Seat	Optional Upgrade	Fabric options: Charcoal/Grey/Lt. Grey/Sand
G Fully Upholstered	Optional Upgrade	
H Arms*	Optional Upgrade	Lt.Grey/Black/White

PLAY CHAIR



White with Bright Orange upholstered seat



PLAY61S

PLAY CHAIR	4 Leg*	Sled Base*	Barstool - 4-Leg, Chrome Only
Poly Seat/Back*	PLAY61P	PLAY71P	PLAY81P
Fabric Seat Only*	PLAY61S	PLAY71S	PLAY81S
Fabric Seat/Back*	PLAY61F	PLAY71F	PLAY81F

* Listed prices are for standard Poly Shell Colours on Powder Coated Frame.

FRAME: Standard Colours - Black/White/Silver Powdercoat
Optional - Chrome Frame

^ POLY SHELL: Standard Colours - White or Charcoal
Optional Deluxe Colours - Red, Aqua, Indigo, Daffodil & Pistachio



FABRIC: Lime Green, Tomato Red, Bright Orange, Sky Blue, Plum, Slate Grey & Black.

Note: Upholstery is only available on White or Charcoal poly shells

ISO14001 EMS

The sophisticated style of the Play chair is the ultimate point of difference to others of its kind. Training, conference, classroom, healthcare, retail & cafeteria seating.

- Versatile stacking - up to 9 chairs high
- Fan-shaped
- Polypropylene seat and back
- Frame - powdercoated steel or chrome
- Frame - 4 legs or sled base
- Great lumbar support
- Poly shells can be plain or upholstered



PLAY71F
Fully Upholstered
On Chrome Frame.





PEEKABOO STOOL

PEEK01



Stone Green

Raspberry Red

Navy Blue

Dodger Blue

The Peekaboo is perfect for a wide variety of uses. It features a seamless design to add strength and stability, while being lightweight, which means it is easily stacked and easy to move.

- Size: 400W x 410D x 467Hmm

- IF Design Award winner 2020
- Solid and lightweight design
- 12 stackable
- Open backrest for easy handling
- Suitable for both indoor and outdoor use*

PLATO STOOL

PLSTXX



The Plato stool encourages movement and also improves the attention span of the learner. Made from polypropylene that is easy to wipe down and clean.

- Heights: 370mm or 450mm
- Diameter 330mm
- Base encourages movement



BUTTON ACTIVE SITTING STOOL

BTTN400W/500W



- Seat height: 400 and 500mm • Diameter 300mm
- Convex base design promotes healthy sitting with mobility
- Available in Blue, Green, Orange, and Red

CIRCUS STOOL

- Stackable
- Durable
- Lightweight

Code	Height
CIRCLW.BK	490mm
CIRC MID.BK	630mm
CIRCTALL.BK	770mm



MINERVA STOOL

MINV01C/W.xx



The idea stool for breakout areas.

- 4 variations available:
 - Chrome or White frame/Black PU seat, White frame/Timber seat, White frame/Fabric seat
- Seat height 490mm
- Diameter 345mm
- Lightweight
- Stacks 10 high

TRINA STOOL

TRINA01.XX



- Active Seating wobble stool
- Underseat hand grip
- Solid PP material
- 300mm dia x 400mm H
- 3 Colours – Fuchsia, Mint and Sky Blue

BARBELL STOOL

BARBELL01



- Gas height adjustable 400-500mm Range
- Slip resistant TPE base
- Fabric covered seat



PERCH STOOL

PERCH01



- Gas lift
- Seat height range 595–840mm
- Seat diameter 300mm
- Available in Black or Blue



A1

PU LAB STOOLS

B2



Features:

- High quality moulded PU
- Hard wearing and easy to clean

- Height range: 340–580mm

Style	Code
A1 Lab Saddle	LABST02
A2 Lab Saddle (with Drafting kit)	LABST02D
B1 Lab Chair	LABCH23
B2 Lab Chair (with Drafting kit)	LABCH33



- Height range: 560–820mm



SIDEKICK SWIVEL STOOL



- Seat height: 530mm to 740mm
- Seat diameter 400mm
- Black leather-look (PU) seat
- Chrome finish on base and gas spring

Without drafting ring
SIDE01

With drafting ring
SIDE02



► Grow School Desk - 9 desks in one!

The versatile Grow Desk is height adjustable Suits all ages from Prep to Grade 12.


9 positions: 550mm to 750mm

Grow
600 x 450mm



- Curved cross-rail provides more leg room on 450mm deep model

All new design



600 x 450 includes moulded pen tray



Grow desks feature an 18mm environmentally friendly E-Zero top with tamper-proof, moulded PP edging and a strong steel frame.

Grow
600 x 600mm



- Dark Grey totes for easy maintenance

GROW DESK NO TOTE

Top	Size mm	Code
Single	600W x 450D	GRDKC0604
Single	600W x 600D	GRDKC0606
Double	1200W x 600D	GRDKC1206

GROW DESK WITH TOTE

Top	Size mm	Code
Single	600W x 450D	GRDKC0604T
Single	600W x 600D	GRDKC0606T
Double	1200W x 600D	GRDKC1206T

GROW TOTE ONLY

Single	500W x 400D x 90H	GRTOTER01
Double	Pack of 2 (includes centre rail)	GRTOTER02

• Includes rails • Tapered front • Grey only

- All new design
- Tested and Certified to the Australian Standard
- Height adjustable - 9 positions
- Height range 550 - 750mm
- 18mm environmentally friendly E-Zero top with tamper-proof, moulded PP edging
- Strong steel frame
- Stardust top



► Grow & Plato "B" School Desk

Grow
1200 x 600mm



Grow leg
"height indicator"
ensures simple
height adjustment



All Grow desks pass the infamous basketball test.



► "Basketball Impact" Stability Test - 55kg (AS/NZS 4610.3:1999)



Grow tops available
in speckled Stardust
for easy maintenance



ADVANCED
TESTED &
CERTIFIED

PLATO "B" SCHOOL DESK



Plato "B"
600 x 450mm

- 740mm high
- Optional tote GRTOTER01
- Stardust top

WHILE
STOCK
LASTS

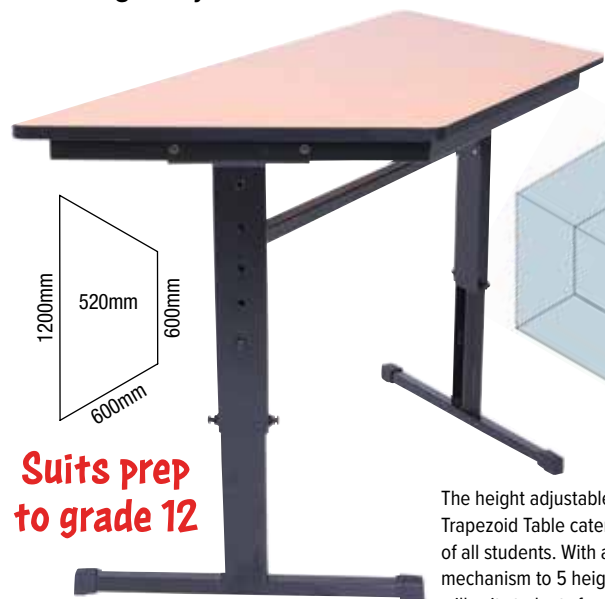
PLATO "B" DESK

Size	No Tote	With Tote
600W x 450D x 740H	PLDK0604B	PLDK0604BT



ACADEMY TRAPEZOID DESK

Height Adjustable 495 | 550 | 610 | 660 | 720mm



Suits prep
to grade 12

The height adjustable Academy Trapezoid Table caters for the needs of all students. With an easy adjustable mechanism to 5 heights, this table will suit students from primary school through to high school.

- Available in Silver

TRAPEZOID DESK

Size	Code
1200W x 600D	ACATBTRAP



► Acer Table Range

Many table settings are not adaptable to changing demands and educators are forced to work around their furniture's limitations.

It was this design flaw which inspired the innovation of our Acer Table Range. Facilitating vast permutations of table configurations in both individual and group-use contexts, our Acer Tables are perfect to liven up and improve the functionality of your space. The range includes fixed, mobile, height-adjustable and flipping frame systems, and modular top shapes that can evolve to include multiple users on demand.

The strength and flexible nature of our frame systems have enabled us to produce highly unique tables, to the extent that if you have a custom table shape in mind, we are confident our frame systems can bring your idea to life!

Check out the quality of our Acer Tables! They're flexible and strong, perfect for sustained use in any interior environment!



Push-Pin Height Adjustable

With high-strength 1.6mm gauge steel and a high tensile push-pin system, our legs allow 5 different table height options, without sacrificing product stability or integrity. The Acer leg has a 60mm diameter (far superior to similar products at 40mm) ensuring no movement or rattle.



Mobile Lockable Wheels

Standard with mobile, height adjustable and flipping frames, our mobile castors make reconfiguration a breeze - once you've found the perfect spot, simply lock the castors and you're set!



Flipping Frames for Easy Storing

Need to free up an open floor space? Simply unlock the mechanism latch, flip your table tops to an upright position, and stack them away - the ultimate space-saving option!



Top Quality Laminates and ABS Edging


Our table tops come standard with quality laminate finishes and high-impact ABS edging, to ensure that your top withstands your day-to-day activities, with little sign of wear.



ADVANCED
TESTED &
CERTIFIED

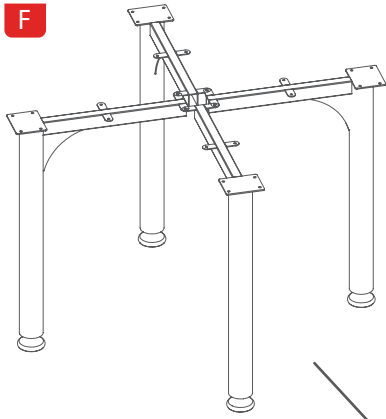
Tested to
AS/NZS 4610.3
Education Tables

No Rattle,
Guaranteed

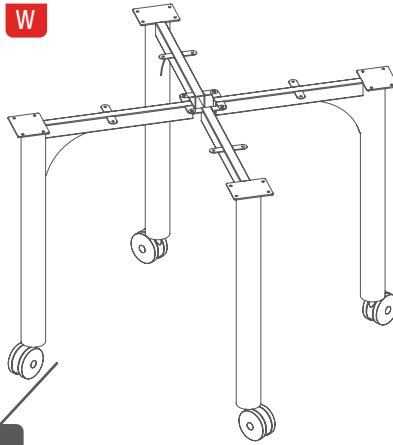


► Acer Table Range

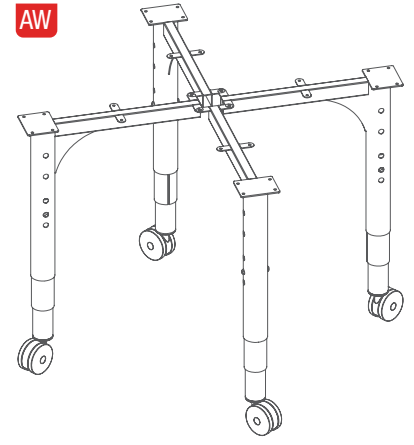
Available Table Frames: (Check specific products to see which frames apply)



Fixed Height Leg
(with levelling feet) 720 mm high

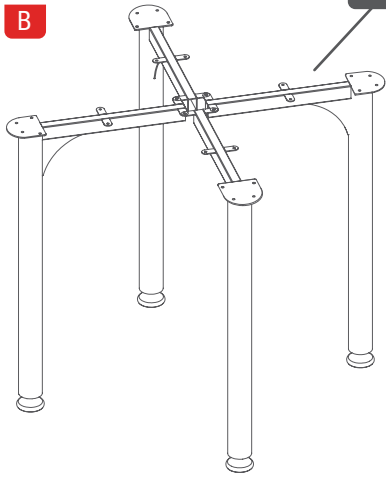


Fixed Height Leg
(with lockable castors) 720 mm high

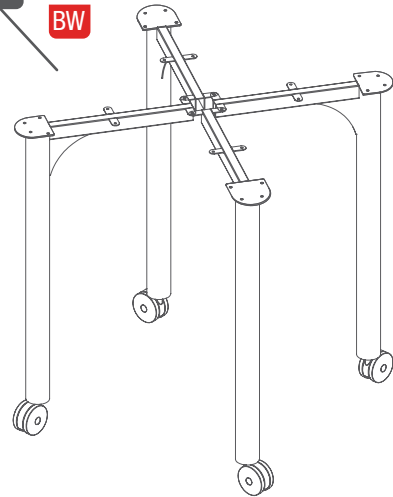


Height Adjustable Leg
(with lockable castors)
6 heights: 550 | 610 | 640 | 680 | 720 | 750 mm

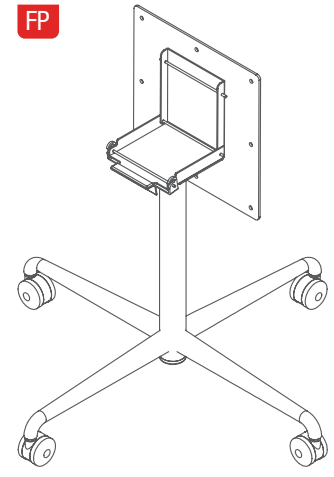
OTHER HEIGHTS AVAILABLE
ACLES CUT



Bench Height Leg
(with levelling feet) 900 mm high



Bench Height Leg
(with lockable castors) 970 mm high



Flip Table
(with lockable castors) 720 mm high

“No rattle, guaranteed!”

ACER

IDEAL FOR EDUCATIONAL USE

Standard Top Colours:



Blue



Oak



Silver



White Board



All Acer tops are 18mm thick MDF

Top Shape	Fixed Height with Levelling Feet	Fixed Height with Castors	Height Adjustable with Castors	Bench Height with Levelling Feet	Bench Height with Castors	Flip Frame
	Code	Code	Code	Code	Code	Code
1a Round	ACTROUND	ACTROUNDW	ACTROUNDW	ACTROUND	ACTROUNDW	ACFPROUND
1b Round WB	ACTROUND.WB	ACTROUNDW.WB	ACTROUNDW.WB	ACTROUND.WB	ACTROUNDW.WB	ACFPROUND.WB
2a 60° Pentagon	ACTPENTA60	ACTPENTA60W	ACTPENTA60AW	ACTPENTA60B	ACTPENTA60BW	ACFPENTA60
2b 45° Pentagon	ACTPENTA45	ACTPENTA45W	ACTPENTA45AW	ACTPENTA45B	ACTPENTA45BW	ACFPENTA45
3 Fan	ACTFAN	ACTFANW	ACTFANAW	ACTFANB	ACTFANBW	ACFPFAN
4 Bone	ACTBONE	ACTBONEW	ACTBONEAW	ACTBONEB	ACTBONEBW	ACFPBONE
5 Trinity	ACTTRI	ACTTRIW	ACTTRIAW	ACTTRIB	ACTTRIBW	ACFPTRI
6 Star	ACTSTAR	ACTSTARW	ACTSTARAW			ACFPSTAR
7a Crescent	ACTCRESC	ACTCRESCW	ACTCRESCAW	ACTCRESCB	ACTCRESCBW	ACFPCRESC
7b Crescent WB	ACTCRESC.WB	ACTCRESCW.WB	ACTCRESCAW.WB	ACTCRESCB.WB	ACTCRESCBW.WB	ACFPCRESC.WB
8a Arc	ACTARC	ACTARCW	ACTARCAW	ACTARCB	ACTARCBW	
8b Arc WB	ACTARC.WB	ACTARCW.WB	ACTARCAW.WB	ACTARCB.WB	ACTARCBW.WB	
9 D-End	ACTDEND	ACTDENDW	ACTDENDAW	ACTDENDB	ACTDENDBW	
10 Quarter	ACTQUART	ACTQUARTW	ACTQUARTAW	ACTQUARTB	ACTQUARTBW	
11a Rectangle	ACT1575	ACT1575W	ACT1575AW	ACT1575B	ACT1575BW	
11b Rectangle WB	ACT1575.WB	ACT1575W.WB	ACT1575AW.WB	ACT1575B.WB	ACT1575BW.WB	
12 Helix	ACTHELIX	ACTHELIXW	ACTHELIXAW	ACTHELIXB	ACTHELIXBW	ACFPHELIX
13 Axis	ACTAXIS	ACTAXISW	ACTAXISAW	ACTAXISB	ACTAXISBW	ACFPAXIS

► Acer Table Range



1
ROUND

1200mm



NEW

60°

3695mm

A

3200mm

2
PENTAGON

750mm

	i (mm)	ii (mm)
A 60°	1600	1111
B 45°	1385	980



2035mm

A

2350mm



3
FAN

1200mm

800mm



ADVANCED
TESTED &
CERTIFIED

► Tested to AS/NZS 4610.3



4

BONE

740mm

940mm

600mm



5

TRINITY

1300mm

750mm

1030mm



6

STAR

900mm

900mm

600mm



ADVANCED
TESTED &
CERTIFIED

► Acer Table Range



ADVANCED
TESTED &
CERTIFIED

▶ Tested to AS/NZS 4610.3



10

QUARTER

1500mm




750mm



11

RECTANGLE


1500mm



750mm



ADVANCED
TESTED &
CERTIFIED



12

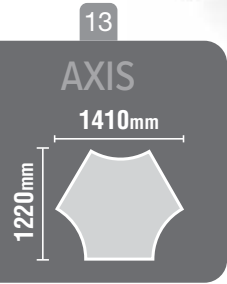
HELIX

1100mm



780mm

► Acer Table Range

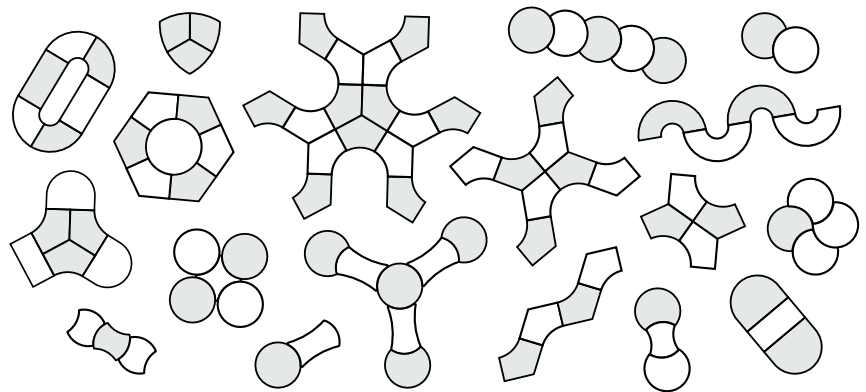


IN STOCK WHITEBOARD TOPS ROUND, CRESCENT, ARC & RECTANGULAR OTHER SHAPES PLEASE ENQUIRE



COMPARE OUR TOP SIZES

Acer tables offer lower “cost per student”...
 Acer 1200 mm diameter tables accommodate four students, other 900 mm diameter tables accommodate one student.



RACER

IDEAL FOR COMMERCIAL USE

Top Colours:



All Racer tops are 25mm thick

Top Shape	Fixed Height with Levelling Feet	Fixed Height with Castors	Height Adjustable with Castors	Bench Height with Levelling Feet	Bench Height with Castors	Flip Frame
	Code	Code	Code	Code	Code	Code
1c Round 1000 Diam	RRTA1000D	RRTA1000W	RRTA1000AW	RRTA1000B	RRTA1000BW	RRFP1000D
1d Round 1200 Diam	RRTA1200D	RRTA1200W	RRTA1200AW	RRTA1200B	RRTA1200BW	RRFP1200D
11b Rectangle 1200W x 600D	RRTA1260	RRTA1260W	RRTA1260AW	RRTA1260B	RRTA1260BW	
11c Rectangle 1500W x 750D	RRTA1575	RRTA1575W	RRTA1575AW	RRTA1575B	RRTA1575BW	
11d Rectangle 1800W x 750D	RRTA1875	RRTA1875W	RRTA1875AW	RRTA1875B	RRTA1875BW	
11e Rectangle 1800W x 900D	RRTA1890	RRTA1890W	RRTA1890AW	RRTA1890B	RRTA1890BW	

▶ Tables

ECHO FLIP TABLE *Huge range of sizes & styles*

ECH1575/ECH1875



- Tops**
- A .SB
 - .RC
 - .WH

- C .WB*

- .BL*

- B .OAK*

- .SV*

Frames

- .SV

- .WH

Top Size	Top	Code
1500 x 750mm	A	ECH1575
1500 x 750mm	B	ECH1575
1500 x 750mm (WB)	C	ECH1575
1800 x 750mm	A	ECH1875

NEW
low height (650mm)
Ideal for Primary!

ECHxxxxL

- 1500L X 750D or 1800L X 750D
- Adjustable length beam



RACER/ACER FLIP TABLE

ACFPROUND



Whiteboard tops now available 1200mm dia. only ACFPROUNDWB

Acer

- .BL

- .OR

- .SV

- .OAK*

Racer

- .SB

- .RC

- .WH

Top Size	Racer Flip Table Code
1000 Diam	RRFP1000D
1200 Diam	RRFP1200D



ACER STUDY CARREL

ACCARREL F



- 900W x 600Dmm x 500Hmm (side panels)
- Private study carrel
- Ideal for libraries



EXAMINER LECTURER DESK



- E0 laminated top
- Available in a Range of Colours
- 4 Legged fixed height frame
- Polished bullnose edge
- No drawer

Size	Code
675W x 525D	EXLEDK0705
1125W x 450D	EXLEDK1104
1350W x 525D	EXLEDK1305

FOLDUP EXAM TABLE

FOLDUPTABLE



- Durable 18 mm MDF Silver top with radiused corners for safety and durable high impact edging resists knocks and scratching.
- H730 x W800 x D550 mm
- 18 mm E-Zero top
- Folding frame



STAX EXAM TABLE

STAXTABLE/B



OPTIONAL
Stax Trolley
STAXTROLLEY

- H720 x W750 x D700mm
- 12mm MDF Top (E1) with heavy duty slimline rod frame
- Available in Diamonds top with Pearl Silver powdercoat frame or Oak top with black frame
- Stackable up to 25 high on an optional trolley



QUADRIC TABLES



STRAIGHT DESK			
Ref	Table Size mm	Code	Finish
A	600W x 600D	QDTB0606	18mm* or Whiteboard*
B	700W x 550D	QDTB0705	18mm* or Whiteboard*
C	1200W x 600D	QDTB1206	18*, 25mm* or Whiteboard
D	1500W x 750D	QDTB1507	18*, 25mm* or Whiteboard
Benches - 890mm High			
E	1200W x 600D	QDBE1206	18*, 25mm* or Whiteboard*
F	1800W x 900D	QDBE1809	25mm* or Whiteboard*

- 25mm steel frame (Black Ripple)
- *Stardust top (only 600 & 1200 include Grow moulded edge)
- #Beech, Cherry & White top
- *Acer Blue, Silver or Oak
- *Indent item



► PODZ Ottomans

Does your space require furniture that can endure use by large volumes of people, and stand the test of time? Do you want something new and funky to inspire learning, whilst complying with OH&S standards? We've got you covered!

Usually it's hard to find affordable innovative furniture with commercial-grade construction, but it just so happens that all of our Modular Furniture Range answers to the requirements for high-demand work spaces - **in fact we believe we have the strongest modular ottomans available on the market.** Innovation and quality, we feel, is the most important criteria a furniture item should aspire to. And this is reflected in our products, whereby all of our Modular Furniture Range has been over-engineered to ensure customer comfort and satisfaction.

So just how good is our product quality? Well, just have a look at what goes on inside one of our Round Ottomans!



Heavy-duty MDF Internals

The internal construction of our ottomans consists of heavy-duty "E0" MDF panels to eliminate any chances of structural failure, for assured safety during use.



Smooth Finish

The "E0" MDF internal is reinforced around the sides, promoting a smooth consistent finish that is hard to damage.



High-grade Vinyl & Foam

All internals are encapsulated within a foam sleeve covering both the seat surface and sides. This is then complemented by vibrant commercial vinyl with reinforced double stitching.



Chrome Ball Castors

Finally, all of our Modular Ottoman products come standard with our state-of-the-art chrome castors, answering to OH&S requirements for easy relocation, whilst delivering on looks.



GEO



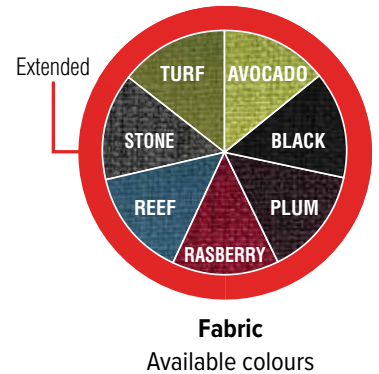
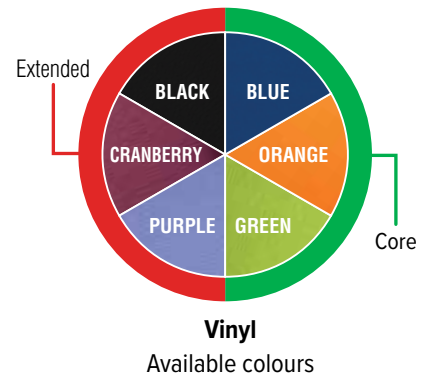
CUBEE



CENTRIC



RONDO



All PODZ ottomans are 460 mm high

Lilypads	Flowers	Cubee	Rondo	Geo	Centric
600mm	1280mm	450mm	480mm	1300mm	1120mm / 2240mm
A	B	C	D	E	F

▶ PODZ Ottomans



LILYPAD PACKAGE



COMPARE
Largest on the market!
610mm dia x 90mm
thick cushion

- Heavy duty lockable castors
- 1120 mm high (trolley holds 11)

SOLD SEPARATELY

Lilypad
PDLPCENT
Trolley
PDLPTROLLEY

FLOWER PACKAGE

5 Petals with Centre

Mix & match colours


**5 HEAVY DUTY
CASTORS
PER PIECE**

- 460 mm high
- 3 stocked vinyl colours: Blue, Green and Orange
- Also available in 7 commercial fabrics
- Double stitched top quality vinyl



► Creative Seating

FOAMY FLIP OTTOMAN



- Low FOAMFLIP350
450W x 400D x 350H
- High FOAMFLIP450
450W x 400D x 450H
- Full high density foam block



BRISSE SEMI CIRCLE OTTOMAN



- Box construction with 80mm and 35mm glides
- Small Low BRISSEM0945
450H x 900mm dia.
- Small High BRISSEM0960
600H x 900mm dia.
- Large Low BRISSEM1245
450H x 1200mm dia.
- Large High BRISSEM12960
600H x 1200mm dia.



See page 39

FOAMY SEATPADS & TROLLEY



- Pads FOAMSP45/60
- 450dia. x 50mm thick
 - 600dia. x 90mm thick
 - High density foam

- Trolley FOAMSPTR45/60
- 700H x 470mm dia. holds 12
 - 700H x 620mm dia. holds 7
 - 13mm acoustic panel



FOAMY TILT-TOP OTTOMAN


FOAMTILT450



See page 39

- Sloped top (10 degrees)
- Allows students a more comfortable position whilst maintaining correct posture
- 450W x 450D x 450H
- 10% Angle on top
- Full high density foam block

FOAMY NINJA BLOCKS



Students can let their imagination run wild creating their own environment. Use as seats, work surfaces or as building blocks.

- Full high density foam block
- Very versatile
- Minimum 6 blocks per purchase
- Available in many vinyl colours and fabrics available
- Small: 150H x 300D x 600Lmm NINJA06
- Large: 150H x 300D x 1200Lmm NINJA12



See page 39

▶ Brissie Ottomans

SIT DRUM OTTOMAN

BRIS450RD



- 450H x 450mm dia.
- Full foam on 18mm plywood base with 35mm glides



STAY CUBE OTTOMAN

BRIS450SQ



- 450H x 450W x 450D
- Full foam on 18mm plywood base with 35mm glides



See page 39

CLOVER OTTOMAN

BRISCLOVER



- 450H x 850mm dia.
- Box construction, high density foam



See page 39

PAC OTTOMAN

BRISCLOVER



- 450H x 700mm dia.
- Full foam on 18mm plywood base with 35mm glides



See page 39

PIE OTTOMAN

BRISPIE



- 450H x 485mm rad.
- Box construction, high density foam
- Table separate \$POA



TRIANGLE OTTOMAN

BRISTRIG00



- 450H x 600W x 600D
- Full foam on 18mm plywood base with 35mm glides



WAVE OTTOMAN

BRISWAVE



- 450H x 1500W x 600D
- Box construction, high density foam



See page 39

BOX OTTOMAN



- Box construction, high density foam

Size	Code
1200W x 450D x 450H	BRIS1245
600W x 600D x 450H	BRIS0660
1500W x 600D x 450H	BRIS1560
1800W x 600D x 450H	BRIS1860
2100W x 600D x 450H	BRIS2160
1800W x 750D x 450H	BRIS1875



ROUND OTTOMAN



- Box construction, high density foam



Size	Code
450H x 600mm dia.	BRIS600RD
450H x 900mm dia.	BRIS900RD



ROBOT OTTOMAN



- Box construction, high density foam



Size	Code
450H x 500mm dia.	BRISRBT500
450H x 750mm dia.	BRISRBT750
450H x 900mm dia.	BRISRBT900



QUARTER OTTOMAN



- Box construction, high density foam



See page 39

Size	Code
1800W x 450D x 450 dia.	BRISQTR450
2400W x 600D x 450 dia.	BRISQTR600

PEBBLE OTTOMAN



- Full foam on 18mm plywood base with 35mm glides



Size	Code
450H x 450mm dia.	BRISPEB450
450H x 600mm dia.	BRISPEB600
450H x 900mm dia.	BRISPEB900
450H x 1200mm dia.	BRISPEB1200

► Creative Seating



Bean Free Chill-Out Chairs

Available in 2 sizes:

Small - 80cm x 80cm x 69cmH, suitable for pre-school / lower primary.

Medium - 97cm x 91cm x 71cmH, suitable for primary.

Available in 6 colours – Red, Yellow, Green, Orange, Pink and Blue.

Small: (80cmW x 80cmD x 69cmH)

Yellow	Code TCLLSCY
Red	Code TCLLSCR
Pink	Code TCLLSCP
Orange	Code TCLLSCO
Green	Code TCLLSCG
Blue	Code TCLLSCB



Medium: (97cmW x 91cmD x 71cmH)

Yellow	Code TCLLMCY
Red	Code TCLLMCR
Pink	Code TCLLMCP
Orange	Code TCLLMCO
Green	Code TCLLMCG
Blue	Code TCLLMCB

Chill Out Chair colours



Yellow



Red



Pink



Orange



Green



Blue



Large KNOLL1200
1200mm dia. x 600H



Medium KNOLL900
900mm dia. x 450H



Small KNOLL600
600mm dia. x 300H

KNOLL OTTOMAN



The "Knoll" brings the outdoors in. It's soft yet tough exterior, this series allows for creativity in your small break-out spaces (for indoor use only).

- Full foam on 18mm plywood base with 35mm glides
- Quality comfy synthetic grass



FOAMY RANGE - BEAN FREE BAGS

Filled with comfort foam. A unique custom blend of high quality foams. This unique filling outperforms regular polystyrene beanbags in terms of comfort and durability, but most importantly, the filling is safe for children.

- Anti-bacterial • Anti-microbial • Fully assembled

Chair Bag FOAMYCB01
• 900W x 600D x 700H



Tear Drop FOAMYTD01
• 750W x 750D



Crash Pad FOAMYCP01
• 1300W x 1700D



Party Pod FOAMYPPB01
• 1800W x 1200D



► Creative Seating by Elizabeth Richards

NEW Anywhere Chair

Each seat is 55.5cm (W)

Red Chair Code TCSFCR

Blue Chair Code TCSFCB

Green Chair Code TCSFCG

Orange Chair Code TCSFCO



Reclines and folds flat for easy storage

NEW Scoop Rocker Chairs

Weight per chair: 23kg

Each Seat: 39cm (L),
45cm (W), 36cm (H).

Set of 4

Code TCPSR4



Available in 4 colours



NEW

Classroom Collaborative Table

28cm high x 120cm diameter

Code TCLCT

► Creative Seating

CUSTOM TIERED SEATING

EDU99

- Made to custom specifications
- Solid ply and/or MDF construction
- Back panels/rails may be required

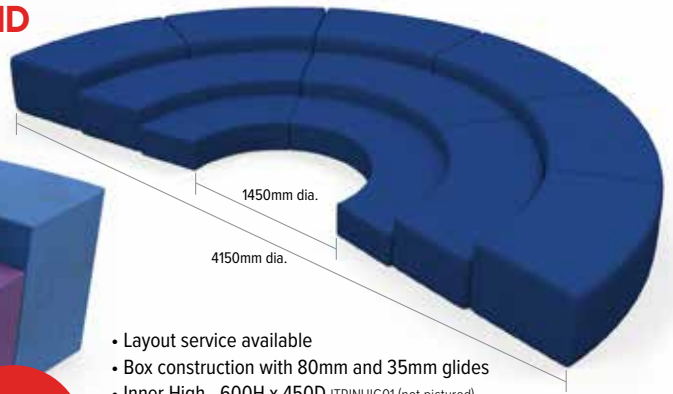
NEW



Twist...Curve...Shape.

With "In the Round" you can create a multitude of configurations. Perfect for libraries and collaboration spaces. Popular settings include C-shape and snake shape.

IN THE ROUND



- Layout service available
- Box construction with 80mm and 35mm glides
- Inner High - 600H x 450D ITRINHIG01 (not pictured)
- Inner Low - 300H x 450D ITRINLOW01
- Middle - 450H x 450D ITRMIDMED01
- Outer High - 600H x 450D (Set of 2) ITROUTHIG02
- Outer Low - 300H x 450D (Set of 2) ITROUTLOW02 (not pictured)

NEW

MANY Colours available POA

See page 39



TRAPEZOID OTTOMAN

TRAP900L/R

NEW



- 900W x 450D x 450H
- Designed to enable straight line and zig-zag configurations
- Full foam on 18mm plywood base with 35mm glides

MANY Colours available POA

See page 39

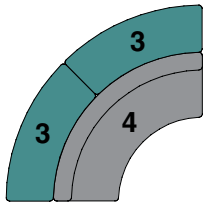
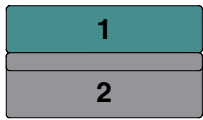


► Rainbow Modular Soft-Seating



Modular & mobile

Shown in Warwick Dolly fabric (Citron & Mink) (\$POA)



- Smart design – 4 simple pieces
- Solid ply construction
- Heavy duty locking castors
- Easily reconfigured
- Priced in Warwick vinyl (Lustrell Charisma) or Category 1 fabric
- 100s of fabric options (\$POA)
- Seat height 450 mm | back height 750 mm

Shape	Code	Size (mm)
1 - Straight no back	RAIN1SNB	W1872 x D450
2 - Straight with back	RAIN2SWB	W1872 x D620
3 - Curve no back	RAIN3CNB	W1431 x D450
4 - Curve with back	RAIN4CWB	W2008 x D620



A 3pce – 1870W x 1870D



B 2pce – 1872W x 1070D

MANY Colours available
POA


See page 39



C 5 pce - 3743W x 1870D




D 9 pce - 6434W x 1850D



E 10 pce - 3742W x 3744D




F 14 pce - 5614W x 3744D



G 11pce - 3742W x 3744D

► Pick 'n' Go Modular Lounge




6 pieces equals semi circle
 • 3600mm outer dia.
 • 2300mm inner dia.
 • 60 degree segments
 Dimensions based on lounge with backs
 Layout service available

MANY Colours available
 POA

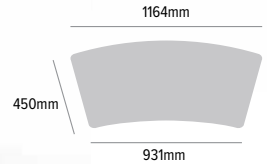
See page 39



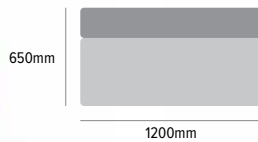
NEW



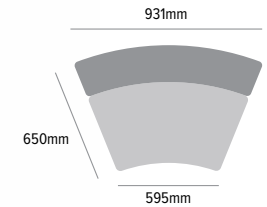
Straight No Back PNG3SNB
 • 1200W x 450D x 450Hmm



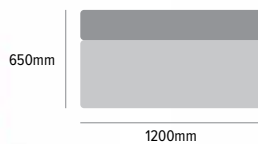
Curved No Back PNG6CNB
 • 1164/931W x 450Hmm



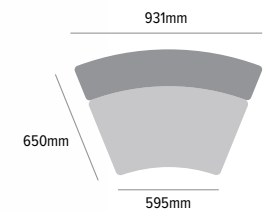
Straight Low Back PNG2SLB
 • 1200W x 650D x 720Hmm
 • Seat height 450mm



Curved Low Back PNG5CLB
 • 931/595W x 720Hmm
 • Seat height 450mm



Straight High Back PNG1SHB
 • 1200W x 650D x 900Hmm
 • Seat height 450mm



Curved High Back PNG4CHB
 • 931/595W x 900Hmm
 • Seat height 450mm

► Chermside Modular Lounge

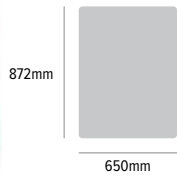


Layout service available

A



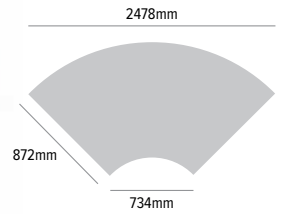
Straight Single CHERM650
 • 650W x 872D x 673Hmm
 • Seat height 450mm




C



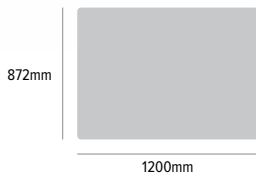
Concave CHERMCONCAVE
 • 2478/734W x 673Hmm
 • Seat height 450mm



B



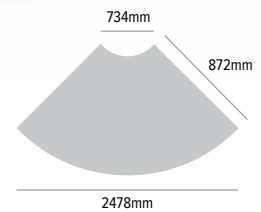
Straight 2 Seat CHERM1200
 • 1200W x 872D x 673Hmm
 • Seat height 450mm



D



Convex CHERMCONVEX
 • 1616W x 945D x 673Hmm
 • Seat height 450mm



Vinyl Upholstery

Warwick Lustrell Charisma Visit: <https://www.warwick.com.au/products/SLC129500>



*Colours are indicative only.

Fabric Upholstery

Warwick Ashcroft Encore Visit: <https://www.warwick.com.au/products/SAHC19500>



► Sunrise Lounge System

Australia's most innovative modular lounge system

**NEW
Series 2**



Express your creativity

Customise your Sunrise space to reflect your imagination. The creative options are endless.

Free and flowing

The open, unrestricted design of Sunrise allows you to relax in optimum comfort.

Firm comfort

With large seats and back cushions, timber legs and a steel frame, Sunrise is both comfortable and durable.



Linear – extend at will

The modules allow you to design the ideal lounge configuration to suit your requirements.

Flax Fabric Colours



Quilted Fabric Colours (Screens)



The beauty is in the detail

The unique Sunrise thread decoration brings spirit to the whole design.

The insertable and moveable shared armrest enables arm support wherever you sit.

Topped off with timber legs and a coffee table, the Sunrise style exudes quality.



► Benchmark Lounge System



Easily combines to form a myriad of shapes



Vinyl Colours

Black	Mushroom
Dark Brown	Beige
Cappuccino	Light Brown



FONZETTA MOBILE BENCH SEAT
FONZ02

- Dimensions: H1100 x W1520 x D600mm
- Seat height: 450mm
- Standard with E-Zero, Silver Haze melamine carcass, upholstered in Warwick Rave
- Other fabrics available (\$POA)
- 6 lockable castors
- Inset – 1500 x 750mm Luna table (dual base) TPR1575.XX + 2 X LUNA72.CR



See page 39



LION LOUNGE CHAIR

LION01



- 850H x 570W x 850Dmm
- Priced in Rave fabric or Lustrell vinyl
- Other fabrics available (\$POA)



See page 39



► Flight & Wing



Flight Lounge



Wing Lounge

5
year
WARRANTY



MANY
Colours
available
POA
See
page 39

SUMMARY:

With acoustic qualities, these high back lounges are perfect for any breakout area where privacy is a must. Used for meeting or quiet time. Australian made with high density foams.

FEATURES:

Seat height: 450mm
100s of fabric options

Seat	Size (mm)	Flight Code	Wing Code
1	900W x 750D x 1350H	FLIGH01	WING01
2	1500W x 750D x 1350H	FLIGH02	WING02
3	2000W x 750D x 1350H	FLIGH03	WING03

► The "Q" & Chai Lounges



The "Q"
• Square design



Chai
• Rounded design

5
year
WARRANTY



MANY
Colours
available
POA
See
page 39

SUMMARY:

Add an aesthetic touch to your office waiting room with this contemporary lounge range. 100% Australian made, locally sourced Australian timbers accompanied with Australian high quality foams.

FEATURES:

Seat height: 450mm
100s of fabric options


Seat	No Arms – H840 x D700 mm			With Arms – H860 x D750 mm		
	Length (mm)	The Q Code	Chai Code	Length (mm)	The Q Code	Chai Code
1	560	THEQ01	CHAI01	730	THEQ01A	CHAI01A
2	1070	THEQ02	CHAI02	1320	THEQ02A	CHAI02A
3	1515	THEQ03	CHAI03	1750	THEQ03A*	CHAI03A*

► Moto Range

FOCUS



DEMONSTRATE



COMMUN



COLLABO

▶ Activity Based Learning Spaces

REFLECT



CATE



RATE

MOTO RANGE

21st century pedagogy is driven by positive teacher/student relationships. Paramount is the focus on individual student needs within conducive and inspiring environments.

By adopting Empire's flexible furniture solutions, you don't need to build a new building to reshape your learning environment. Empire's furniture is specifically designed to ensure learners remain engaged across the all learning modes.

We create spaces to collaborate, to demonstrate, to experiment, to focus, to reflect and to communicate.

MOTO FELT

Available in 10 colours our Moto Felt is designed for heavy commercial use (100,000+ martindale rubs) and provides excellent sound absorption.



Ash Grey Stone Grey Charcoal Grey Deep Blue Ice Blue



Emerald Green Bumblebee Yellow Avocado Green Sunset Orange Chilli Red



Ref	Name	Code
A	Moto Zip	MZIPx
B	Moto Zip	MZIPx
C	Moto Zip	MZIPx
D	Moto Loop	MLPCx
E	Moto Shell	MSHELx
F	Moto Wave	MWAVx
G	Moto Grandstand	MGRANDx
H	Moto Expo	MEXPx
I	Moto Arc	MARCx

► Konfurb Collection

• EightBy4 Series



• EightBy4 Series



• Fly Series



SEE THE FULL RANGE
IN OUR 32 PAGE
2020 KONFURB
CATALOGUE AT
empirefurniture.com.au



SCAN HERE TO VIEW
THE CATALOGUE

Create your space with Konfurb

Empire Office Furniture is a proud distributor of the Konfurb range.

Inspired by the best of international design, Konfurb brings style, quality, ergonomics and sustainability into a comprehensive range of commercial seating for a wide variety of applications.

With a focus on the commercial fit out market, we have the expertise to advise on the very best solutions to meet your requirements.



• Star Series



• Stem Series



• Block Series

► Create your space



• Star Series



• Star Series



• Stem Series



• Star Series



• Link Table

► Steamroller Mobile Maker Range

STEM | STEAM | MAKER SPACES



Introducing the “Steamroller” Mobile Maker Table specifically designed by Empire to cater for STEM and STEAM based learning. Our unique tables come in a wide range of options

- Unique writable whiteboard surface
- 1800 x 1200mm top
- Choice of lockable castors or glides
- Fixed or adjustable height to suit all ages
- Handy combined tote storage

No longer do you need to have separate storage, simply select the table with the Storewell Storage.

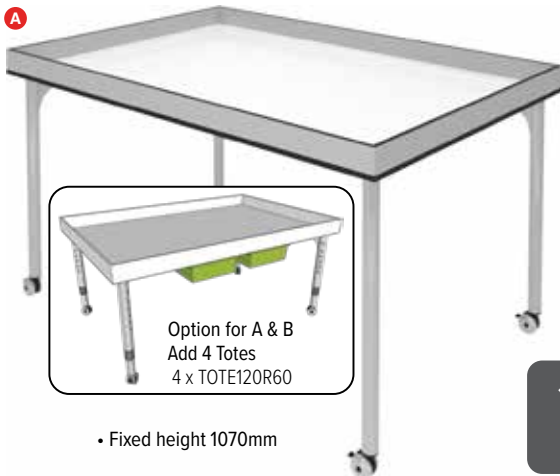
“Steamroller” tables come with a whiteboard top and 80mm raised edge creating a contained work area.

If you are looking for a Maker, Stem or Steam centre for robotics, Lego, collaborative or group work, the “Steamroller” Table is for you.



STEAMROLLER BENCH HEIGHT

SRBE1812W



Option for A & B
Add 4 Totes
4 x TOTE120R60

- Fixed height 1070mm

STEAMROLLER HEIGHT ADJUSTABLE

SRTA1812AW

Suits prep to grade 12



- Adjustable height range 550/610/680/720/750mm

1800 x 1200 writable whiteboard surface

STEAMROLLER WITH 15 TOTES

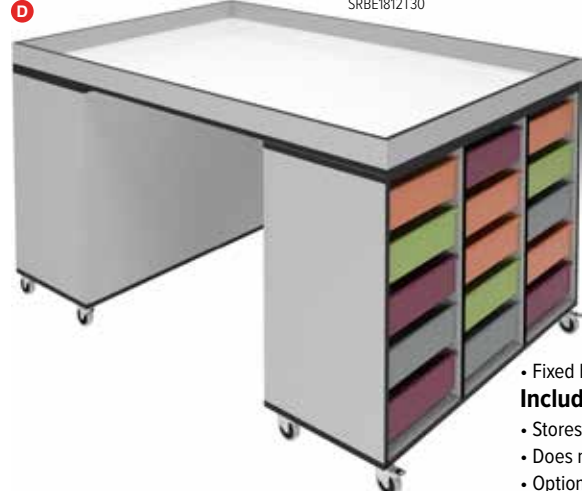
SRBE1812T15



- Fixed height 1040mm
- Includes:**
- Stores 15 totes
- Does not include tote trays
- Optional totes

STEAMROLLER WITH 30 TOTES

SRBE1812T30



- Fixed height 1040mm
- Includes:**
- Stores 30 totes
- Does not include tote trays
- Optional totes

► Axiom High Benches & Tables



HIGH BENCHES

- 1025mm high • Range of sizes
- White or Black gloss powdercoated 50 x 50mm frame
- Central foot rail 350mm above floor
- 25mm White melamine E1 tops – E-Zero available (\$POA)
- Double frames available for long benches
- Also available with lockable castors (AXMBLxx)
- Lengths: 1200, 1500, 1800, 2400, 3000, 3600mm
- Depths: 600, 750, 900, 1200mm


Trestle Bench TRBL1890

Axiom Bench AXBL1890

TIMMY STEEL-FRAME TABLES & BENCHES

Choose the size that suits your needs! Best prices!

4 LEG TABLES



ALSO AVAILABLE
"Tested and Certified" model
Emmy Steel frame table
EMSFXXX \$POA

BENCHES

FOLDING TABLES

Size	4 Leg (Black) A (735mm H)	Benches B (1,025mm H)	Folding (Silver) C (735mm H)
1200x600	TISF1260.xx	TISFH1260.xx	-
1500x750	TISF1575.xx	TISFH1575.xx	SHFT1575.xx
1800x750	TISF1875.xx	TISFH1875.xx	SHFT1875.xx
1800x900	TISF1890.xx	-	SHFT1890.xx

QUICK SHIP COLOURS

- .SB**
- .RC**
- .WH**

- Priced in Select Beech, Red Cherry or White Tops
- Many sizes and colours available
- 40mm sturdy steel tube with 25mm Top
- Adjustable feet



TIMMY TABLES - 19 colours & many sizes available \$POA			
1. 600 x 600	6. 1200 x 600	11. 1500 x 750	16. 1800 x 900
2. 600 x 750	7. 1200 x 750	12. 1500 x 900	17. 1800 x 1200
3. 900 x 600	8. 1200 x 900	13. 1500 x 1200	18. 2100 x 600
4. 900 x 750	9. 1200 x 1200	14. 1800 x 600	19. 2100 x 750
5. 900 x 900	10. 1500 x 600	15. 1800 x 750	20. 2100 x 900
LENGTHS: 600/900/1200/1500/1800/2100MM			21. 2100 x 1200
WIDTHS: 600/750/900/1200MM		HEIGHTS: 735/1025MM	

► Satellite Teacher's Caddy

©



SATE04.SV



SATE04.OAK



SATE04T.SV

Blue	Polar White
Olympia Yellow	Pillarbox Red
Mandarin	Wenge
Zinc Works	Juicy
Stipple Hemp	Oak

- SATELLITE TEACHERS CADDY**
- Size:
 - No top - 490W x 505D x 1070Hmm
 - With top - 900W x 550D x 1088Hmm
 - With slide out worktray
 - Routed or slimline handles
 - Heavy duty locking castors
 - Gang lock (all locking drawers)
 - 3 configurations available:
 - A - Open shelves
 - B - 2 drawer + cupboard
 - C - 2 standard drawer + 2 file drawers



A OPEN SHELF

Open
SATE020.LT

Open with top
SATE0270.LT

B 2 DRAWER + CUPBOARD

With routed handles
SATE03S.LT

With slimline handles
SATE03H.LT

With top & routed handles
SATE03TS.LT

With top & slimline handles
SATE03TH.LT

C 2 DRAWER + 2 FILE

With routed handles
SATE04S.LT

With slimline handles
SATE04H.LT

With top & routed handles
SATE04TS.LT

With top & slimline handles
SATE04TH.SV

► Teaching Aids

DYNAMIC FLIP TABLE

DYTFLIPPOD



- Height Adjustable
- Height ranges: 675/715/745mm
- Mobile
- Top size: W600 x D500mm (Silver)



PEBBLE SIDE TABLE

PEBB400



- 400/350W x 400D x 650H
- Solid steel design with heavy base for stability
- Available in Black or White



FUSION MOBILE LEARNING CENTRE

FUSIONSTD

- Heavy duty locking castors
- Includes magnetic whiteboard
- Includes rear storage
- Strong paper holder
- H1560 x W830 x D450mm
- *Tote boxes extra TOTE120

NEW-MATIC GAS LIFT LECTERN

NMTA650



- New design with easy lift capacity
- Table top section is 650 x 400mm
- Height adjustable from 750–1120mm
- Powder coated satin silver steel stand with 40mm lockable castors



NEW-MATIC GAS LIFT BREAKROOM TABLE

NMMT800



- Unique patented pneumatic air lift mechanism
- Table top 800mm in 18mm white E1 melamine
- Height adjustable 688–1058mm
- 40mm lockable castors with powder coated ivory steel stand

UNO & DUO HEIGHT ADJUSTABLE PROJECTION STANDS

TRPSTAU01/TRPSTAD01



- Height adjustable from 800-1200mm
- Platform holds 10kgs
- Platform is 380x430mm
- 4 castors for mobility

“XO” DELUXE LECTERN

XOLECT01



- H1145 x W590 x D510mm
- Fixed height
- 50mm high barrier-strip on desktop
- White matte steel base



“XO” MOBILE RESOURCE CENTRE

XORESC01



- Steel handle
- H1000 x W598 x D450mm
- Lockable single drawer and door



ATOM HEIGHT ADJUSTABLE TROLLEYS

ATOM01.BK



ATOM02.BK



ATOM03.BCH



▶ GLA Dividers

BLOK SCREENS



1500H x 1500W BLOK02
 1500H x 1800W BLOK01
 1800H x 1500W BLOK05
 1800H x 1800W BLOK04

- 50mm thick
- Pinnable surface



CITI FREE STANDING PANEL SCREEN



- Charcoal fabric/White melamine

1200H		1500H	
750W	CTFS1275.CH	750W	CTFS1575.CH
1200W	CTFS1212.CH	1200W	CTFS1512.CH
1500W	CTFS1215.CH	1500W	CTFS1515.CH
1800W	CTFS1218.CH	1800W	CTFS1518.CH

E-Z MOBILE DIVIDING SCREEN - HALF GLASS

EZMLSxxG



- Wave or Straight Top
- Pinnable/Velco Surface
- Solid panel - half glazed window
- Mobile Castors
- Many sizes and screen colours available

E-Z MOBILE DIVIDING SCREEN

EZMLSxx



- Wave or Straight Top
- Pinnable/Velco Surface
- Solid Panel
- Mobile Castors
- Many sizes and screen colours available

GREAT DIVIDER



Great Dividers are a brand new rolling wall system for flexibly dividing space and providing effective visual and acoustic barriers. While providing excellent space division, when not being used they simply fold up and roll away in seconds into a compact and storable unit. Great Dividers are a completely modular system allowing you to add panels to create the length of divide you need, up to 7.5 metres long. For even longer configurations units can be ganged together.

- Dividers come in two heights: 1820mm high (6 foot) or 2438mm high (8 foot)
- Wall panels available in Blue fabric or a pair of dry-erase whiteboard
- Fabric panels are pinnable with a soft substrate, which also aids sound attenuation

A Great Divider Starter Set - complete and ready to use or ready to be added to add-on panels

- 3 wall panels (2 x 850mm & 1 x 820mm wide)
- 2 perpendicular end panels (700mm wide)
- End panels include locking casters for added stability



A
GREAT DIVIDER STARTER 1800
 GRDSTART18.BL
GREAT DIVIDER STARTER 2400
 GRDSTART24.BL



B
GREAT DIVIDER ADD-ON 1800
 GRDADDON18.BL
GREAT DIVIDER ADD-ON 2400
 GRDADDON24.BL



C
GREAT DIVIDER ADD-ON WHITEBOARD 1800
 GRDADDON18.WB
GREAT DIVIDER ADD-ON WHITEBOARD 2400
 GRDADDON24.WB

B Great Divider Add-on Panel

- Come in hinged pairs with each panel measuring 820mm wide
- 2 heights: 1820mm high (6 foot) or 2438mm high (8 foot)
- Optional dry-erase whiteboard features a high pressure laminate dryerase surface that provides smooth writability, easy erasability and exceptional durability

- Up to 3 pairs of Add-on panels can be joined to each Starter Set to create large-format flexible walls, up to 7.5m long
- Longer configurations units can be ganged together - please enquire

► Examiner Trolley Range



PUZZLE & BOOK MOBILE BOOKCASE

EXBCM0B

- 1200W x 450D x 1000H



MUSIC STAND

EXSTAND

- Bookrest 460W x 360H
- Fully Adjustable
- Easy to disassemble for storage
- Powdercoat Black Finish



MOBILE ART DRYING TROLLEY

EXTRDRY

- Heavy duty lockable castors
- 14 drying shelves
- Powdercoated steel frame • H1200 x W800 x D600mm



TV/VIDEO

EXTRTV

- Black frame
- H1220 x W850 x D600mm
- 18mm E-Zero melamine shelves
- Heavy duty castors



MOBILE ART

EXTRART

- Powdercoated steel frame
- H975 x W720 x D485mm
- 4 shelves • Includes 6 totes
- Heavy duty lockable castors



GENERAL PURPOSE

EXTR3T

- Three powdercoated shelves
- H840 x W590 x D540mm
- Heavy duty lockable castors with corner buffers



BOOK TROLLEY

EXTRLIB

- Locally manufactured
- H950 x W810 x D475mm
- Available in a range of colours
- 3 tiers • 2 double-sided shelves
- Heavy duty castors



LABORATORY

EXTRLAB

- Two powdercoated shelves
- H820 x W810 x D470mm
- Heavy duty lockable castors with corner buffers



MOBILE TRAY STORAGE

EXTRTOTE12

- Powdercoated tubular steel frame
- H870 x W820 x D575mm
- Heavy duty castors
- Holds 12 SF120 trays (not included)
- Tote size H90 x W530 x D450mm

► Storewell Storage

STOREWELL BENCH SEATS



STSEATTR04+8TOTES



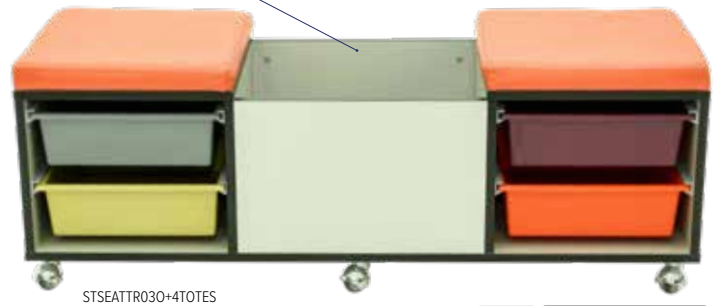
STSEATTR04C+4TOTES



STSEATTR02+4TOTES



STSEATTR03+6TOTES



STSEATTR030+4TOTES

Standard Features

- H465 x D450 mm
- Silver E-Zero melamine body.
- Many fabrics and vinyls to choose from
- Heavy duty ball-bearing, lockable castors, with rubber wheels
- Double sided version (W1680 X D900 mm) also available

MANY Colours available
POA

See page 39

STSEATTR08+16TOTES

Book Storage

STOREWELL BAG STORAGE

Core	Extended			



2 High x 4 Wide
H1060 x W1600 x D500 mm
STBAG8+8TOTES

2 High x 2 Wide
H1060 x W805 x D500 mm
STBAG4+4TOTES



2 High x 2 Wide
H1060 x W805 x D500 mm
2 totes + 2 doors
EDU99

• Heavy duty ball-bearing, lockable castors with rubber wheels • Mix and match Classic or Maxi totes



► Storewell Storage

STOREWELL TOTE TROLLEY



Double
H920 x W820 x D460 mm
STCTOTR10+TOTES



Triple
H920 x W1250 x D460 mm
STCTOTR15+TOTES

• Heavy duty locking castors • E-Zero MDF carcass (Silver) • Mix and match Classic or Maxi totes

TOTE OPTIONS

White
TOTE120.WH

Charcoal
TOTE120.CH

Orange
TOTE120.OR

Light Green
TOTE120.GNLT

Cranberry
TOTE120.BUR

Purple
TOTE120.PU

Classic Totes
420W x 365D x 120H



Maxi Totes
420W x 365D x 220H



TOTE220.WH

TOTE220.CH
(Stocked)

TOTE220.OR

TOTE220.GNLT

TOTE220.CRA

TOTE220.PU


STOREWELL BOOK STORAGE



Double Sided 16 Tote Trolley With Book Browser STTOTR16B+16TOTES
• Heavy duty ball-bearing, lockable castors, with rubber wheels
• H920 x W1200 x D785 mm
• Mix and match Classic or Maxi totes



Adjustable Height Mobile Book Trolley STMBOOK
STMBOOK
• Heights – 550/610/640/680/720/750 mm
• W1200 x D785 mm



Magazine Storage STMAG860
• H650 x W860 x D380 mm



► Tote Trolleys

All NEW Tote Tray Trolleys!

Now your customers can customise their tote tray trolleys with our 4 NEW reversible coloured tops!

Step 1:

Select from single, double or triple Tote Tray Trolley frames



Single Tote Tray Trolley

38cmW x 44cmD x 92cmH
Includes Tote Trays
(please specify colours)
Code TCSTTF

NEW



Double Tote Tray Trolley

Overall size: 74cmW x 44cmD x 92cmH
Includes Tote Trays (please specify colours)
Code TCDTTF

Step 2:

Select from one of the 4, reversible colour trolley top choices....



NEW Reversible Tote Tray Trolley Tops



Single Tote Tray Trolley Tops:

- Red/Green Code TCSTOPRG
- White/Woodgrain Code TCSTOPWW
- Yellow/Blue Code TCSTOPBY
- Lime/Magenta Code TCSTOPMLG

Double Tote Tray Trolley Tops:

- Red/Green Code TCDTOPRG
- White/Woodgrain Code TCDTOPWW

- Yellow/Blue Code TCDTOPBY
- Lime/Magenta Code TCDTOPMLG

Triple Tote Tray Trolley Tops:

- Red/Green Code TCTTOPRG
- White/Woodgrain Code TCTTOPWW
- Yellow/Blue Code TCTTOPBY
- Lime/Magenta Code TCTTOPMLG

Customise! Customise! Customise!

Tote Tray Trolleys



Triple Tote Tray Trolley

Overall size: 110cmW x 44cmD x 92cmH
Includes Tote Trays (please specify colours)
Code TCTTTTF

Exclusive to Elizabeth Richards!

Trays are included - 12 bright colours to choose from - please see below.
Single Tote Tray Trolley (5 trays) - 38cmW x 44cmD x 92cmH
Double Tote Tray Trolley (10 trays) - 74cmW x 44cmD x 92cmH
Triple Tote Tray Trolley (15 trays) - 110cmW x 44cmD x 92cmH

Tote Trays

Exclusively manufactured for Elizabeth Richards!

Tray Measurement 43cm long x 32cm wide x 12.5cm high.

Magenta	Code	TCTTRAYM
Purple	Code	TCTTRAYP
Blue	Code	TCTTRAYB
Light Blue	Code	TCTTRAYLB
Green	Code	TCTTRAYG
Yellow	Code	TCTTRAYY
Orange	Code	TCTTRAYO
Red	Code	TCTTRAYR
White	Code	TCTTRAYW
Black	Code	TCTTRAYBL
Lime Green	Code	TCTTRAYLG
Clear	Code	TCTTRAYCL

Step 3:

Select Tote Tray Colours!

Letter Storage Tray Insert on its own:
Code INS28



Letter Storage Set

Code TCLSTS
(specify tote tray colour)



Tote Tray Lid

Code TCTTRAYLID
(also sold separately)

Letter Storage Tray Insert

Code TCINS28
(also sold separately)

► Sterling Range

We manufacture to your design

The Sterling range is a comprehensive selection of heavy duty furniture designed specifically for the rigours of the classroom. Many matching items available.



K



J



H



D



L



C



B



N



P



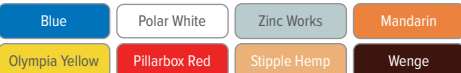
M

MANY Colours available
POA

See page 39

Features

- Australian Made • E-Zero • Many other laminate colours available



900 mm Wide Bookcases (no doors)*		
Description	Code	Dimensions (mm)
Single side	A STBC0930/C	H900 x D315
	B STBC0945/C	H900 x D450
	C STBC0960/C	H900 x D600
	D STBC1245	H1200 x D450
	E STBC1260	H1200 x D600
Double side	F STBC0960/C	H900 x D600
	G STBC1260/C	H1200 x D600

* Priced without castors. Optional castors /c

900 mm Swing-Door Cupboards		
Description	Code	Dimensions (mm)
Static	H STSC12	H1200 x D600
Mobile	I STSC12M	H1200 x D600
Static	J STSC18	H1800 x D600
Static	K STSC21	H2100 x D600

4 Door Credenza		
Description	Code	Dimensions (mm)
Mobile	L STSC1545C	H725 x W1500 x D450

Teacher's Desk		
Description	Code	Dimensions (mm)
Desk (no drawers)	M STDK1575	H725 x W1500 x D750
Desk (locking drawers)	N STDK1575D	H725 x W1500 x D750
1 Dr/File Mobile Pedestal	O STMP1DF	H590 x W470 x D530
Mobile Desk Extension	P STDKEX900	H760 x W910 x D600

• All Sterling drawers are lockable

► Sterling Range

Q Big Book Storage 1000H

- H1000 x W600 x D780 mm
- Optional castors



STBBC10

R Big Book Storage 1600H STBBC16

- H1600 x W600 x D400 mm



T Mobile Book Trolley STTRBOOKC

- H680 x W1225 x D650 mm



STBBC10C



STBDISPC



STPOSTC

U Poster Storage

- H680 x W1225 x D650 mm
- Optional castors



STBDISP

S Book Display

- H1225 x W1225 x D650 mm
- Optional castors



See page 39



STPOST



STORAGE IS VITAL.

Efficient storage is vital for two key reasons - security of personal items and creating order in shared spaces.

With every space being different, whether at work, in learning spaces or at home, storage requirements can vary significantly.

For this reason we've designed our storage range to provide flexible options for diverse spaces.





► Storewell Locker - MDF/Steel frame

FULL HEIGHT OPTIONS

Single-bay Lockers EDU99

Dimensions



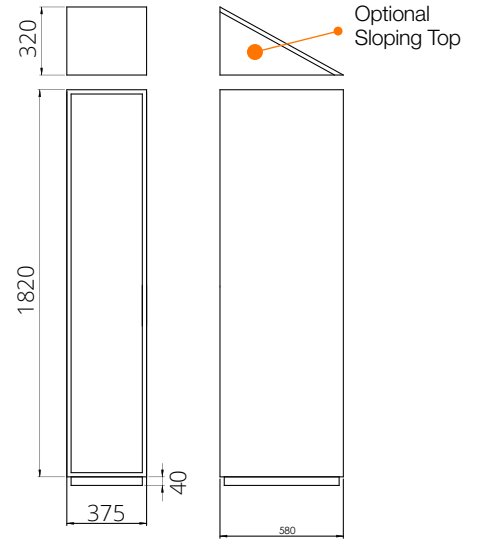
Single Door



Two Door



Three Door



Double-bay Lockers EDU99

Dimensions



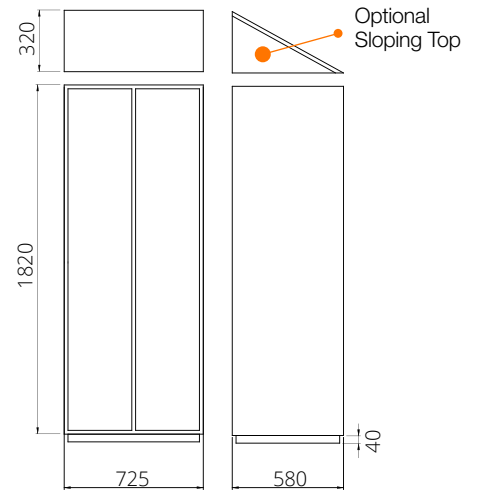
Single Door



Two Door
LKED202



Three Door
LKED203



Triple-bay Lockers EDU99

Dimensions



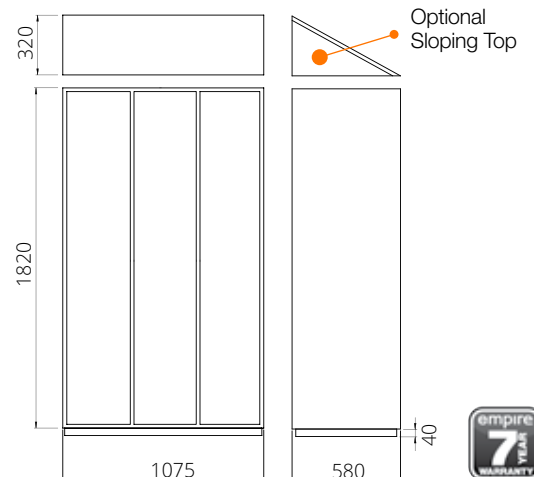
Single Door



Two Door



Three Door



► Storewell Locker - MDF/Steel frame

Dimensions



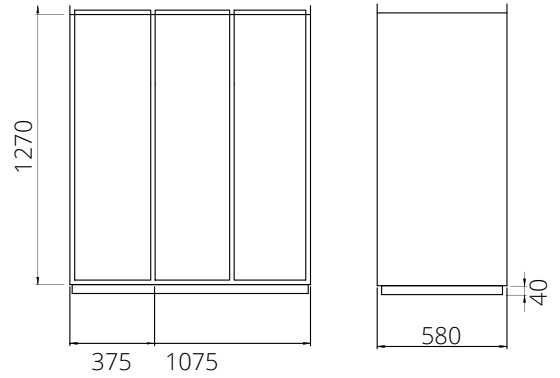
Single Bay
One Door



Double Bay
One Door



Triple Bay
One Door



Single Bay
Two Door



Double Bay
Two Door



Triple Bay
Two Door

LOOKING FOR SOMETHING
A LITTLE BIT DIFFERENT?

CUSTOM SOLUTIONS AVAILABLE

We're dedicated to providing you the best outcomes for your spaces, and offer a full concept and design service for our lockers.



1/2 HEIGHT OPTIONS EDU99

Dimensions



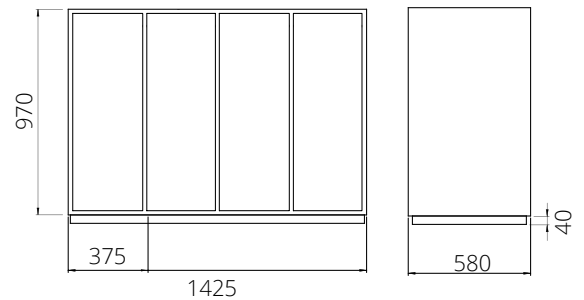
Single Bay
Single Door



Double Bay
Single Door



Triple Bay
Single Door



4 - Bay
Single Door



Double Bay
Two Door (mobile)



4 - Bay
Two Door (mobile)


► Plastic School Lockers (FSP®) FSPxx

You can create your own unique locker installation in three simple steps:

1

Choose Locker Body

Select from 5 different locker "footprint" sizes - A series, B series (deepest unit), C series (widest unit), D series (narrowest unit), and the E series. All are available in 1-9 hinges.



A Series



B Series



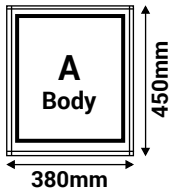
C Series



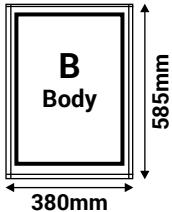
D Series



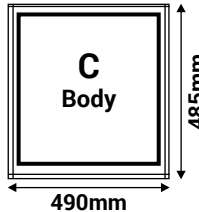
E Series



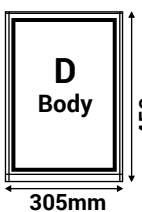
A Body



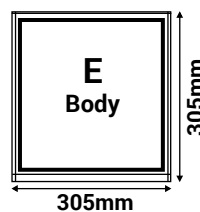
B Body



C Body



D Body



E Body

Suits the small door. Avail. 1-9 hinge

Same width as A but deeper body. Avail. 1-9 hinge

Wider body for wider door. Avail. 1-9 hinge

Narrowest body. Avail. 1-9 hinge

Same width as D but shallower body. Avail. 1-9 hinge

Choose Locker Height

Choose from 1 - 9 hinge heights. You can select how many separate lockers you want to have in a single body. Every locker body size comes in 1 to 9 hinge options.

2













All locker body footprint sizes available from a single hinge through to 9 hinges

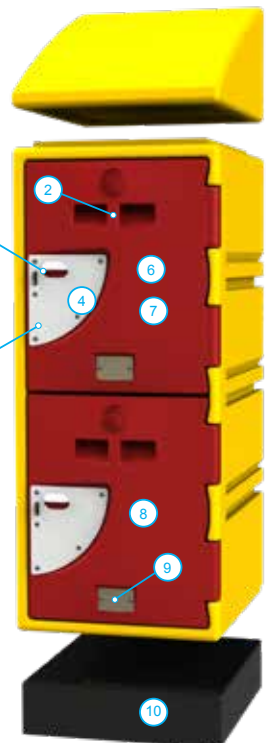
3

Choose Locker Door(s):

Choose from 1 - 9 hinge heights. You can select how many separate lockers you want to have in a single body. Every locker body size comes in 1 to 9 hinge options.

Accessories

- 1 Sloping Top
- 2 USB Cable 
- 3 Pad-Lockable L-Shaped handle 
- 4 Combination Locks 
- 5 Key Lock Coin retain or Coin return locks.  
- 6 Garment Hook 
- 7 Shelf with hanging rail. 
- 8 Additional Shelves 
- 9 Customisable Steel Number Plates 
- 10 Kicker Base 



► Plastic School & Phone Lockers (FSP®)

FSP® Plastic Lockers (Aus. Pat No. 2011903047) have unique advantages over lockers made from traditional materials such as wood, laminate and metal, here are some:

- UV stable with a huge range of anti-fade colours to choose from
- Lightweight & stackable so they are easy to move and install
- The lockers are made of Heavy Duty Polyethylene with a high-grade stainless steel hinge - so they are perfect for wet areas, coastal locations and the outdoors
- Quieter than metal or timber lockers, no banging doors
- Graffiti is easier to remove - no painting required
- Easy to clean and lowest maintenance, just hose them out!
- Proven strength and durability - backed by a 15 year warranty
- Options: Sloping top, kick base, number plates, hanging rails/hooks & USB cable

**HUGE
colour
range!**



1 door
1 hinge



1-2 doors
2 hinge



1-3 doors
3 hinge



1-4 doors
4 hinge



1-5 doors
5 hinge



1-6 doors
6 hinge



1-7 doors
7 hinge



1-8 doors
8 hinge



1-9 doors
9 hinge



Mobile Phone Locker

FSPPHONE

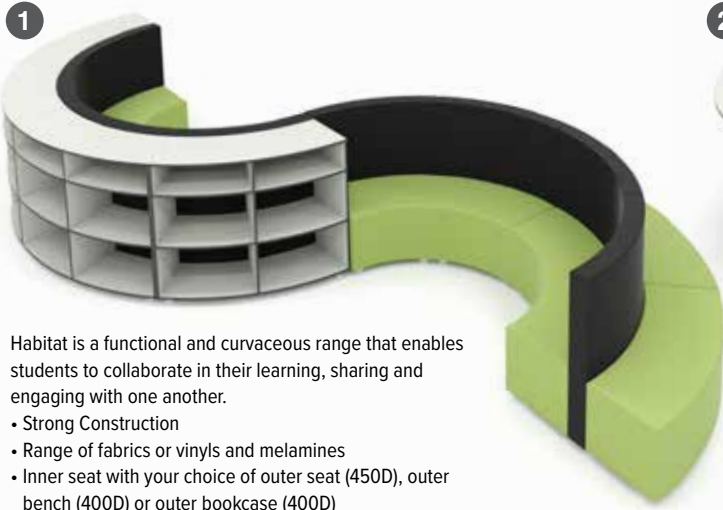
Optional USB wiring kit for FSP Phone Lockers

include 4 ports and wires. FSPPHONEKIT

- 4 door vertical - 180W x 240D x 600Hmm
- UV Stable
- Lightweight and Stackable and or Mountable
- Heavy Duty Polyethylene with a high-grade stainless steel hinge
- Strong and Durable



► Habitat Range



Habitat is a functional and curvaceous range that enables students to collaborate in their learning, sharing and engaging with one another.

- Strong Construction
- Range of fabrics or vinyls and melamines
- Inner seat with your choice of outer seat (450D), outer bench (400D) or outer bookcase (400D)

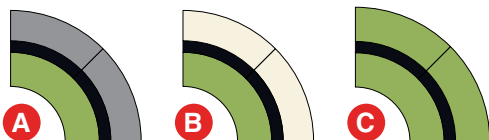


Shown in Green vinyl seat, Black vinyl back with Silver tops.

Ask our Education Specialist about the huge range of Habitat options and configurations



Curved Back to Back



Straight Back to Back



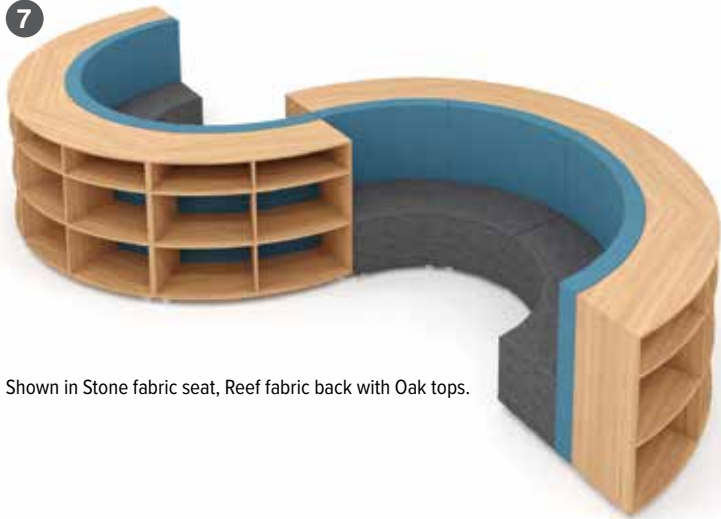
■ = Bench

■ = Bookcase

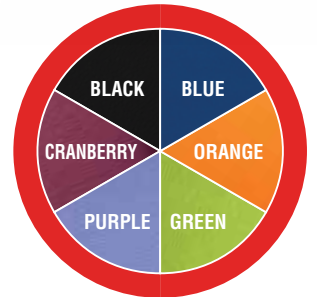

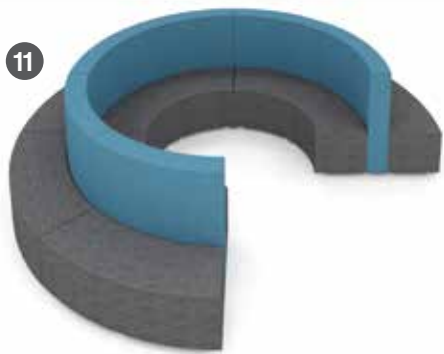
■ = Seat

Ref	Shape	Code	Size (mm)
A	Curve seat with bench	HABCVSEBE	W1718 x D1718
B	Curve seat with bookcase	HABCVSEBC	W1718 x D1718
C	Curve seat with seat	HABCVSESE	W1768 x D1768
D	Straight seat with bench	HABSTSEBE	W1200 x D1000
E	Straight seat with bookcase	HABSTSEBC	W1200 x D1000
F	Straight seat with seat	HABSTSESE	W1200 x D1050

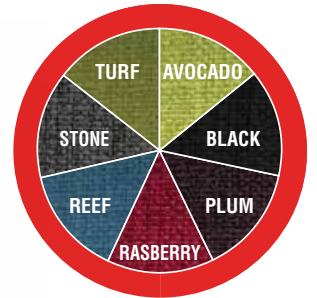
► Habitat Range



Shown in Stone fabric seat, Reef fabric back with Oak tops.



Vinyl

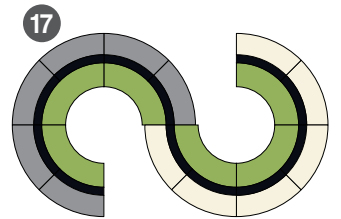
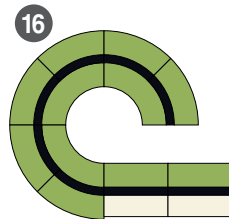
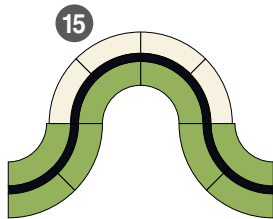
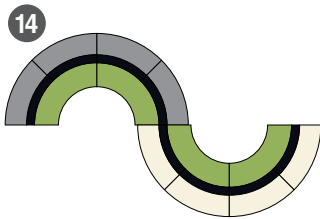
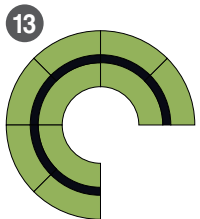


Fabric

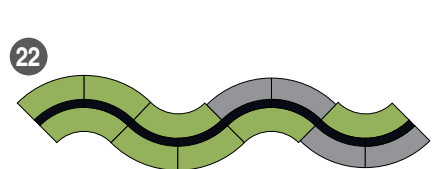
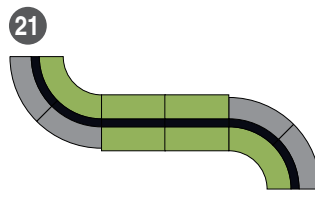
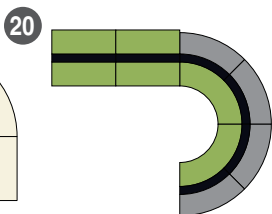
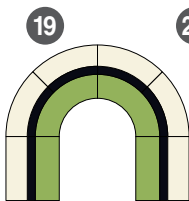
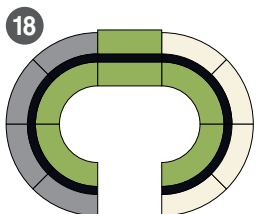


Melamine

1000s of configurations



3536mm



► Library Shelving



CUSTOMISED LIBRARY

Empire will work alongside you to design and implement your library fit-out requirements. Modern libraries are an environment that support collaborative, project-based work and social needs, as well as individual focused work.

We manufacture to your design

The Sterling range is a comprehensive selection of heavy duty furniture designed specifically for the rigours of the classroom. Many matching items available.



BOOK DISPLAY SPINNER
BOOKDISSPIN

- Free standing - 580W x 580D x 1610Hmm
- Clear perspex dividers



BOOK DISPLAY
STBDISPC

- 1225H x 1225W x 650Dmm
- Optional castors



MOBILE BOOK TROLLEY
SSTRBOOKC

- 680H x 1225W x 650Dmm



See page 39

► Noise Reducing Acoustic Panel

NOISE-REDUCING "ACOUSTICO" PANELS

Redefine your school environment with premium acoustic solutions from Empire.

- Effectively Controls reverberated noise
- Suitable for Walls and Ceilings
- Eco-Friendly
- Group 1 Fire Rated
- Unlimited design choices
- 12mm Ceiling Tiles APCTXX
- 12mm Wall mounted pinboard/panels (semi-permanent) APSAXX
- 6mm cut to shape, custom wall decorations APSHAPEXX

PEEL & STICK ACOUSTIC WALL TILES

Transform your walls into acoustic notice-boards AUPSWT060606

- 35 Colours to choose from
- Eco-Friendly
- Velco-Compatible and Pinnable
- These tiles are "Permanent Stick" (Non-Permanent also available APSAXX)
- Pack of 6 Tiles (covers 2.16 sq.m)
- Each Tile is 600mm x 600mm (12mm)
- Custom designs also available

Standard Peel & Stick

Custom Peel & Stick

► SICO® Portable Stage Package



4 x 1800 Series 1830W
x 2440L Units, Steps,
Guardrails & Drapes

SICO® 1800 Series Stage

Each section of our mobile 1800 Series Portable Stage is designed to be handled and set up by just one person, creating significant time savings and minimal effort for you.



One Person Set Up



Compact Storage Profile

SICO 1800 Series Stage Units - Standard Black Carpet		
Stage Unit Size	Unit Height	Code
1830W x 2440L	Fixed Single Height 410H	STAG1824F4
1830W x 2440L	Fixed Single Height 610H	STAG1824F6
1830W x 2440L	Dual Height Adjustable 410H or 610H	STAG1824A46
1830W x 2440L	Dual Height Adjustable 610H or 810H	STAG1824A68

SICO 1800 Series Accessories			
Model	Step Height	Suits Stage Height	Code
1 Step Unit	410H	410H	STAGSTEP01
2 Step Unit	410H or 610H	41cm & 61cm	STAGSTEP02
3 Step Unit	610H or 810H	61cm & 81cm	STAGSTEP03
Back Guardrail	1830L x 1060H	1800 Series	STAGGR18
Back Guardrail	2440L x 1060H	1800 Series	STAGGR24
Single Height Stage Drapes	410H, or 610H or 810H	2440H or 4270L	STAGDRAPF
Dual Height Stage Drapes	410H-610H or 610H to 810H	2440H or 4270L	STAGDRAPA

The Original All In One

Preferred by Australian schools for over **3 decades** for its all in one design and ease of use. The SICO 1800 Series Stage is the original all in one unit.

SAVE TIME

Time saving, all in one unit - No loose parts to assemble. One person operation - Easily rolls from storage areas out into use.

VERSATILITY

One stage, multiple configurations. From speaker platforms to a tiered riser set ups, the adjustable height option provides build in versatility.

WIDE RANGE OF ACCESSORIES

Customise your set up preferences including steps, guardrails, drapes and wheel chair accessible ramps.

► SICO® Harmony Choral Risers

**Preferred
By Aussie
Schools For
30 Years!**

**4 x 4 Step
Harmony
Choral Risers**

Reverse Steps without Tools

These innovative risers have a quick reverse-step system that makes it easy to change your riser configuration from the traditional semi-circular arrangement to straight or other interesting combinations—without tools! Use this feature to build unique configurations for show-choir, or double-choir concerts.



SICO Harmony Choral Risers - Standard Grey Carpet		
Riser Size	Unit Height	Code
3 Step Riser	1840W x 1410D	CHOR03
4 Step Riser	1980W x 1840D	CHOR04
Side Guardrail Set (2)	Made to fit	CHORGR01

Roll In The Risers!

SICO® Harmony Choral Risers offer quick configuration changes and are easy to transport.

- Each self-contained 3 or 4 step unit rolls into place, lower the steps with one fluid motion to the floor, lock it to the next unit, and you are ready to sing.
- Contact feet prevent sliding of risers as performers move around.
- Rear security guardrails come standard and are permanently attached to the back row of each riser.
- Transport and storage is easy for staff with no loose parts to disassemble.



Side Guardrails



One Person Set Up



Whisper Quiet Design



Folds For Storage



► Manual Arts & Sick Bay



OXY WELDING BENCH
EXBNWELD

- Operating area 1065 x 465mm
- H900 x W1200 x D535mm



TAFE WORK BENCH
EXBNTAFE

- Hardwood top with iron angle frame
- H825 x W1660 x D850mm



DELUXE TAFE WORK BENCH
EXBNTAFEC

- Two vices and lockable storage cupboards
- H825 x W1660 x D850mm



ARC WELDING BENCH
EXBNARCWELD

- Heavy duty steel frame
- H900 x W1200 x D600mm



WOODWORK BENCH
EXBNWW1200

- Four 175mm woodwork vices
- H810 x W1240 x D1240mm



WOODWORK BENCH
EXBNWW2400

- Two 175mm woodwork vices
- H850 x W2400 x D750mm



SICKBAY COUCH (HIGH)
BED01

- Fully welded 38mm round Black steel frame
- Ply base and back with Dunlop Enduro Foam
 - Adjustable back rest
- 1800W x 600D x 840Hmm



SICKBAY COUCH (LOW)
BED02

- Fully welded 38mm round Black steel frame
- Ply base and back with Dunlop Enduro Foam
 - Adjustable back rest
 - Includes Arms
- 1800W x 600D x 440Hmm

► Aluminium Outdoor Furniture

CAROL OUTDOOR SETTING

- Seat Height: 410 mm
- All aluminium construction
- Low maintenance
- Lightweight
- Durable



Size	Code
2000W x 1770D x 710H	CAROL2000
2400W x 1770D x 710H	CAROL2400
3000W x 1770D x 710H	CAROL3000
4000W x 1770D x 710H	CAROL4000

MANY Colours available POA



EXAMINER OUTDOOR SETTING

EXSETTING

- Galvanised steel frame with Duragal seat & top
- Zinc Anneal
- Tamper proof stainless steel fixings
- 1800W x 1560D x 730Hmm - seat height: 460mm



CHARLIE OUTDOOR BENCH SEAT



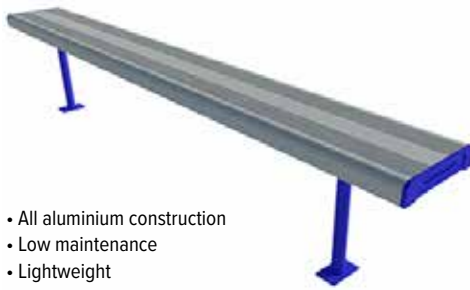
- All aluminium construction
- Low maintenance
- Lightweight
- Durable
- Rubber feet
- Stackable

Size	Code
2000W x 255D x 450H	CHAR2000
2400W x 255D x 450H	CHAR2400
3000W x 255D x 450H	CHAR3000
4000W x 255D x 450H	CHAR4000

MANY Colours available POA



HARVEY BOLT-DOWN BENCH SEAT



- All aluminium construction
- Low maintenance
- Lightweight
- Durable

Size	Code
2000W x 255D x 400H	HARV2000
2400W x 255D x 400H	HARV2400
3000W x 255D x 400H	HARV3000
4000W x 255D x 400H	HARV4000

MANY Colours available POA



MORRIE BOLT-DOWN BENCH SEAT



- All aluminium construction
- Low maintenance
- Lightweight
- Durable

Size	Code
2000W x 255D x 700H	MORR2000
2400W x 255D x 700H	MORR2400

MANY Colours available POA



CAMERON FREESTANDING BENCH SEAT



- All aluminium construction
- Low maintenance
- Lightweight
- Durable
- Rubber feet
- Coloured Supports and End Caps

Size	Code
2000W x 255D x 700H	CAME1800
2400W x 255D x 700H	CAME2000
3000W x 255D x 700H	CAME2400
4000W x 255D x 700H	CAME3000

MANY Colours available POA



MADDIE WALL MOUNTED BENCH SEAT



- All aluminium construction
- Low maintenance
- Lightweight
- Durable

Size	Code
2000W x 255D x 50H	MADD2000
2400W x 255D x 50H	MADD2400
3000W x 255D x 50H	MADD3000

MANY Colours available POA



ALUMINIUM BAG RACK



- All aluminium construction
- Low maintenance
- Lightweight
- Durable

Size	2 Tier	3 Tier
2000W x 255D x 50H	ALUM2002	ALUM2003
3000W x 255D x 50H	ALUM3002	ALUM3003

MANY Colours available POA

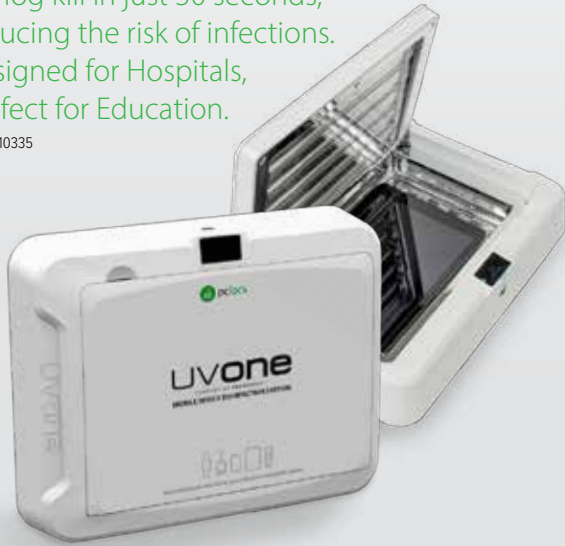


Specialised School Furniture

UVone

Disinfects mobile devices to a 5-log kill in just 30 seconds, reducing the risk of infections. Designed for Hospitals, perfect for Education.

PCL12-10335



Reduce the Spread of Infection



99.999% Bacteria Reduction. Effective UV-C disinfects to a 5-log kill, reducing bacteria.* With touchless sensors, users never physically touch the station, reducing cross contamination.



Rapid UV-C Technology Disinfects in just 30 Seconds. UVone is specifically designed for quickness and ease of use, thus increasing hygiene compliance long term.



Touchless, Motion-Activated Door. Most infections are transmitted by physical contact, making personal hygiene a critical step toward reducing the spread of infection.



Convenient and Visible. UVone seamlessly integrates into any environment or workflow, such as libraries, classrooms, or any other location that is most convenient and visible for compliance.

Charge, Secure, Store Devices



Putnam 8 & 16 Charging Station™

PCL10-10179/PCL10-10161



Efficiently charge, store and secure 8 or 16 iPad or tablet devices.

Comes pre-wired with cables and features external display showing charging status.

Pair with the UVone to offer a complete solution with device disinfection.

Charge, store, secure and transport 20, 30 or 40 of just about any device.

Each Cart comes equipped with Baskets which offers extra portability and makes device distribution safe, easy and quick.

Carrier 20, 30 & 40 Cart™

PCL8-10130
PCL8-10136
PCL8-10142



Carrier 10 & 15 Charging Station™

PCL 8200/PCL8-10110



Charge, store and secure 10 or 15 iPads, Tablets, Chromebooks or Laptops.

Each Station is equipped with Baskets and Device Racks to accommodate just about any device.

Pair with the UVone to offer a complete solution with device disinfection.

Charge, store, secure and transport 16 or 32 Chromebooks or Laptops.

Control charging modes and set specific charging times and durations with the power management system, ECO Safe Charge.

Revolution 16 & 32 Cart™

PCL6-10193/PCL6-10194



1 visit pclocs.com.au/warranty for details. 2 Free shipping to anywhere in Australia. Excludes shipping by barge.

*Kill rate claims are based on preliminary data only conducted by third-party lab. Preliminary test data is available upon request.

► Education Resources by Elizabeth Richards

Book Tub



Overall size:
10cm wide x 26.5cm deep x 19.5cm
high (back), 13cm high (front)

Code **TCPBT**



Reading Tub



Overall size: 21.2cm wide x 21.2cm deep x 9cm
high (back), 15cm high (front)

Code **TCPR**

Large Book Tub

Based on the same exclusive design as our best-selling Book Tub, it is the same height and depth as our original Book Tub but twice the width.

Overall dimensions: 29cm wide x 30cm deep x 13cm high (front), 19.5cm high (back) Interior dimensions: 25cm wide x 26.5cm deep.

- Purple Code **TCLBTP**
- Blue Code **TCLBTB**
- Light Blue Code **TCLBTLB**
- Green Code **TCLBTG**
- Lime Green Code **TCLBTLG**
- Yellow Code **TCLBTY**
- Orange Code **TCLBTO**
- Red Code **TCLBTR**
- Magenta Code **TCLBTM**



Self-adhesive Label Pockets

Overall size: 96mm x 60mm
Code **TCSALP**



Book Dots

Size: 14mm Code: **TCBD14**
Size: 25mm Code: **TCBD25**



Book Tub Desk Caddy



Overall size:
70cm wide x 28cm deep x 17cm high
Book Tub Desk Caddy (no tubs)
Code **TCBTDC**

Book Tub Desk Caddy Set (with tubs)
Code **TCBTDCS**

Book Box



Overall size:
17cm W x 25cm D x
28cm H (back), 17cm H (front)
Supplied in packs of 5

Code TC5BB

Also available in 5 mixed colours packs



Magazine Box



Overall size:
9cm W x 24.5cm D x 28cm H (back),
17cm high (front)

Supplied in packs of 5

Code TC5MB

Also available in 5 mixed colours packs


Story Box




Overall size:
16.5cm W x 22cm D x 15.5cm H (back), 10cm H (front)
Supplied in packs of 5

Code TC5SB

Also available in 5 mixed colours packs



Pastel Book Boxes



Supplied in mixed pack of 5
Code TC5BBPPK6

Teacher Toolbox



Overall size:
45cmW x 18cmD x 24.7cmH
Available in White only.
White Code TCA92110W

All Sorted File Keeper



Overall size:
34cmW x 26.5cmD
x 34.5cmH
Available in 4 colours:
Blue, Pink, White and Black

Code TCASFK

Tote Box



Overall size:
18cm high x 27cm wide x 54cm deep
Available in 4 colours:
Red, Blue, Green and Dark Blue


Code TCTB



NEW Deluxe Rainbow Storage Set

The deluxe set comes with 14 containers, 2 frames, Clear Tote Tray and Lid. Each colourful container measures 15.5cm L x 10.5cm W x 2.5cm D

Code TCTPCS



NEW Elizabeth Richards Classroom Dice Set

Dice Set contains 154 dice in 12 styles in a versatile storage box including two additional smaller cases. Dice styles included: 30 x Polyhedral Dice with 8, 12 and 20 sides (10 of each); 20 x 10-sided Polyhedral Dice; 2 x 30-Sided Polyhedral Dice; 12 x 10-sided Polyhedral Place Value Dice (0-9, 00-90, 000-900, 0000-9000, 3 of each); 10 x Blank Dice; 30 x Dot Dice; 10 x Number Dice; 10 x Addition / Subtraction Operations Dice; 10 x Multiplication / Division Operations Dice; 10 x Combined Operations Dice; 10 x One-Two-Three Number Dice; 2 x 40mm Jumbo Dot Dice

Code TCACDS



Small Plastic Caddy

Overall size:

23.5cm (W) x 22.7cm (D) x 12.3cm (H)

Available in 10 bright colours:

Red Code TCSPCR
Green Code TCSPCG

Yellow
Blue
Light Blue
Lime Green
Purple


Code TCSPCY
Code TCSPCB
Code TCSPCLB
Code TCSPCLG
Code TCSPCPU

Magenta
Orange
Teal

Code TCSPCMA
Code TCSPCO
Code TCSPCTE



Connector Tubs



Overall size:

8.5cm (W) x 6.5cm (D) x 11.5cm (H)

Sold individually.

Available in 10 bright colours as per colour table above.

Code TCCT

Classroom Baskets

Sold individually. Available in 3 colours - Blue, Green, and Pink. Please specify colour when ordering.

X-Large Overall size: 31cm (L) x 22cm (W) x 18cm (H)

Code TCNW6063

Large Overall size: 27cm (L) x 18cm (W) x 14cm (H)

Code TCNW6013

A4 size Overall size: 35cm (L) x 26cm (W) x 8.5cm (H)

Code TCNW6011



Numeracy Centre

Overall size:
106cm (W) x 47cm deep x 78cm (H)

Code TCCRC3



12 Bay Mobile Storage Unit

12 Bay (with Plastic Trays):
Overall size: 118cm(L) x 45cm(W) x 86cm(H)
Includes 12 Plastic Tote Trays
Code TCMST12



16 Bay Mobile Storage Unit


16 Bay (with Plastic Trays):
Overall size: 144cm(L) x 45cm(W) x 86cm(H)
Includes 16 Plastic Tote Trays.
Code TCMST16

Safe Hook

With a recessed design, the Safehook is the perfect option for a safe bag hook unit with not protruding hooks. The Safehook is designed for schools with a high level of wear and tear ideal for heavy traffic.

- 177H x 480W x 45Dmm
- 3 colours - Beige, Black and White
- 4 hooks per unit
- Safe recessed design with no protruding hooks
- Designed for schools
- Flame retardant
- UV Stabilised allowing for internal or external application
- Wall fixing kit and instructions included with each unit

Code **SAFEHOOK**



A hook that is safe, strong and looks good.



Extra Strong Magnetic Hooks

- Pack of 4

Code **TCESMHP4**

Fidget Chair Band 1.3mm

- Pack of 5

Code **TCFCBP5**



Magnetic Handy Pouches - Set of 3

Overall size: 20cm(W) x 15cm(H)
Set includes 3 Pouches in either Lime or Purple.
Accessories are not included.

Code **TCMHP**


► Education Resources

On Your Marks are a fun and colourful hook-and-loop dot, perfect for place marking and easy to position on any short-weave carpet or hook & loop compatible pinboard/divider. Measuring 10cm in diameter, packs of 10 and 30. Available in assorted Colour Packs (one of each colour: Red, Yellow, Blue, Green, Pink, Purple, White, Lime Green, Dark Blue, Orange).

On Your Marks

1a 10cm pack of 10:
Code TCOYM10

1b 10cm pack of 30:
Code TCOYM30



Large On Your Marks

1c **NEW** 14cm pack of 10:
Code TCOYML10

NEW 14cm pack of 30:
Code TCOYML30

Letter On Your Marks

Perfect for word walls, zoning rooms, instructions, place marking, letter recognition or even set a path for coding. Sold in packs of 48. One of each letter and then extra 2 x B, E, I, M, N, O and 1 extra C, D, L, P, R, S, T and U. Available in upper and lower case on white and coloured backgrounds.



1d **NEW** 48 Uppercase Letters (White on Colour)
Code TCOYM48UCLC

1e **NEW** 48 Uppercase Letters (Black on White)
Code TCOYM48UCLW



1f **NEW** 48 Lowercase Letters (Black on White)
Code TCOYM48LCLW

Student Lap Desk

Made from sturdy, high-quality plastic making it durable and easy to clean - these versatile lap tray desks are also stackable for quick and convenient storage when not in use.

Now in 8 bright colours!

Sold in packs of 4. Single and mixed colours. Colours may vary slightly from time to time. Lap desks measure - 58cmW x 30cmD x 20cmH

*** Please note: these desks are not designed to take body weight.*

*Please do not allow children to sit or stand on them ***

Mixed Pack 1:

Lime Green, Red, Purple
and Primary Blue [TCSLDMP4](#)

Mixed Pack 2:

Teal, Magenta and Lime Green [TCSLDMP2](#)

Purple Pack of 4: [TCSLD4PU](#)

Red Pack of 4: [TCSLD4R](#)

Magenta Pack of 4: [TCSLD4M](#)

Lime Green Pack of 4: [TCSLD4LG](#)

Light Blue Pack of 4: [TCSLD4LB](#)

Blue Pack of 4: [TCSLD4B](#)

Teal Pack of 4: [TCSLD4TE](#)



Easy to stack for convenient storage!



Flexi Desk

Versatile work surface for writing or using laptops on the floor, in a chair, or outdoors.

Flexible solution for classrooms and home schooling - students can take notes and work on the go.

Product Dimensions: 60L x 37W x 30Hcm

Polyurethane, only available in Blue.

Code [TCFLEX.BL](#)

NEW



Write n Wipe Paper Saver Sleeves

Available in A4 or A3 size:

A4: 26 cm x 38 cm

A4: 32 cm x 47.8 cm

A4: Code TCWNW10PK

Supplied in a pack of 10 sleeves, including pens.

NEW

A3: Code TCWNWA35

Supplied in a pack of 5 sleeves, including pens

NEW

**Holds A3
Paper
Pack of 5**

**Holds A4
Paper
Pack of 10**



1-120 Numbers Pocket Chart



Overall size:
 Chart measures 66cmW x 89cmH
 Includes number and blank cards.
 Code [TCPC1120](#)



Write n Wipe Pocket Board - Set of 5

Overall size: 34cm(W) x 35.5cm(H)
 The perfect alternative to a clipboard and it saves paper.
 Each pocket board has a firm backing and comfortably fits A4 sheets.
 Set includes one each of Red, Blue, Green, Orange, Purple.

Code [TCWNWPBP5](#)

Parent Information Centre Pocket Chart



Features 27 pockets, each 22cm W x 24cm H
 Overall chart size: 70 cm W x 115 cm H
 Cards are not included.

Code [TCPCPIC](#)

Magnetic Pocket Chart Squares - Set of 4

Overall size:
 Each Square measures 35cm W x 43cm H
 Comes in a Set of 4, includes one each of the colour squares. Cards are not included.

Code [TCPCMS4](#)



Pocket Cube Dice



Overall size:
 Cube measures 10cmW x 10cmW
 Sold individually, cards not included.
 Code [TCPCD](#)

Large Sandtimers

Overall size:
 Each measures 16cmH x 7cmW
 Sandtimers are sold individually.



- 1 minute** (Red) Code [TCST1](#)
- 2 minutes** (Pink) Code [TCST2](#)
- 3 minutes** (Yellow) Code [TCST3](#)
- 5 minutes** (Blue) Code [TCST5](#)
- 10 minutes** (Green) Code [TCST10](#)

Jumbo Sandtimer
 (Blue - 5 mins only)
 Overall size: 30cmH x 15cmW
 Code [TCSTJ5](#)


Beads String 120 Beads



Overall size:
 Beads measure 14mm in diameter
 12 colours - every tenth bead set changes colour
 (colours may vary).

Code [TCBS120](#)

Feely Fingers Fidget Set of 3



Overall size: 25cm(L) x 7cm(W)
Set of 3
Available in Blue only
Code TCFF

Tactile Sensory Brush



Overall size: 12cmW x 7cmD
Sold individually
Available in Purple only
Code TCTSB

Spiral Tube Set Set of 3

Overall size:
15cmH x 5cmW
Set of 3 (1 of each
colour)
Code TC81402S



Busy Fingers Tactile Ruler



Overall size: 32cmL x 8cmW
Sold individually
Available in Blue only
Code TCBFTR

Sensory Liquid Set Set of 3



Overall size: 7cmH x
4.5cmW
Set of 3 (1 of each
colour)
Code TC81416

Sensory Dual Colour Liquid Set Set of 3



Overall size: 13cmH x 9.5cmW
Set of 3 (1 of each colour)
Code TC81404

Ooze Tube

Overall size: 20cmH x 8cmW
Sold individually
Available in Red only
Code TC81410L



Tactile Cushion



Small - Blue only
Overall size:
33cm diameter
Code TCTC



Large - Silver only
Overall size:
??cm diameter
Code TCLTC



Green only
Overall size: 38cm diameter
Code TCWC

Wriggle Cushion



Art Dryer

Tray size: 53 x 32cm.
Overall size: 57cm wide x
116cm high x 66cm deep
Code TCNAD



Poster Holder



Includes 30 poster sleeves. Additional sleeves available separately.
Maximum print size: 102cm x 75cm
Frame dimensions: 112cm (W) x 70cm (D) x 65cm (H)
Code TCPH

Extra Sleeves available separately.
Code TCPS

Big Book Easel

Infants

Overall size: 100cm (H)

Code TCESL



Big Book Hanger

Code TCHNGR



Big Book Multistore



Overall size:
155cm high x 59cm wide x 64cm deep
Code TCBBMS

Book Bags

Small / Overall size: 29cm (W) x 33cm (H)

Medium / Overall size: 36cm (W) x 46cm (H)

Standard / Overall size: 50cm (W) x 60cm (H)

Large / Overall size: 50cm (W) x 75cm (H)

Chart Bag / Overall size: 65cm (W) x 80cm (H)

Code TCBB1

Code TCBB2

Code TCBB3

Code TCBB4

Code TCBB5



Double Sided Book Display



Overall size:
107cm high x 64cm wide x
68cm deep
Code TCDSBD

Class Library Stand



Overall size:
105cm high x 71cm wide x 60cm deep
Code TCCLS

Carousel

Overall size: 145cm high
Code TCCSM



Back to Back Stand

Overall size:
123cm high x 84cm
wide x 71cm deep
Code TCBTBS

Big Book Whiteboard Easel



Adjustable height whiteboard, overall maximum
size: 140 cm W x 70 cm H
Whiteboard size: 120 cm W x 70 cm H
Magnetic porcelain surface whiteboard.

Code TCBBWE

Literacy Centre



Dimensions overall: 100 cm W x 145cm H
Whiteboard size: 100cm W X 70cm H

Code **TCLC**

Big Book Teaching Centre



Overall size: 158cm W x 80cm D x 47.5cm H
Magnetic porcelain surface whiteboard.


Code **TCBBTC**

▶ Classroom Rugs

NEW Mosaic Sky Rug

Overall size: 1.78m x 2.34m rectangle - 4.9m² sitting area.

Code TCRUGMSKY



Ten Frames Carpet

Overall size: 3m x 2m rectangle - 6m² sitting area.

Code TCRUGTFC

I Love My ABC's Rug

Overall size: 4m x 3.3m rectangle - 13.2m² sitting area.

Code TCRUGLABC



Ten Frames Carpet Discs

Overall size: 33cm in diameter.

Perfect for use with the Ten Frames Carpet. Available in a Pack of 10 per colour.

Light Blue or Green.


Blue Code TCRUGTFDB
Green Code TCRUGTFDG



NEW Rainbow Carpet Discs

10 per pack, 33cm diameter.

Code TCRUGRBD





NEW Rainbow Blocks Rug

Overall size:
3m x 2m for 6m²
seating area!

NEW

Code TCRUGRB

6m²

Colour Squares Placement Rug



6m²

Overall size:
3m x 2m rectangle -
6m² sitting area.

Code TCRUGCSP

NEW

Colour Squares Placement Rug - Light Blue Background 30 Squares

Overall size:
3m x 4m for 12m²
seating area!


Code TCRUGCSLB30

NEW

12m²




Music Whiteboard - Commercial Surface



Overall size: 1200mm W x 1200mm H
Code [TCWBMUS1212](#)

Term Planner - Commercial Surface



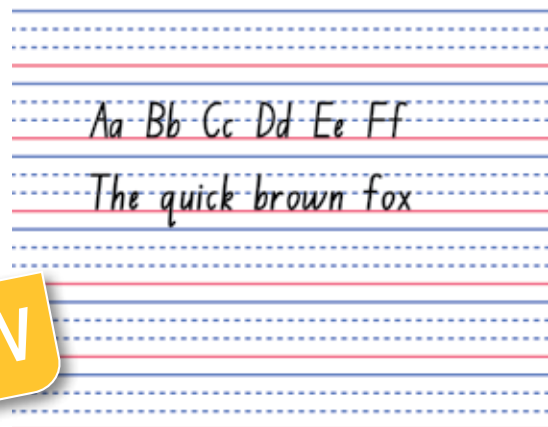
Overall size: 900mm W x 1200mm H
Code [TCWBTP1209](#)


③ **NEW** Magnetic Victorian Dotted Thirds

Durable write & wipe surface works with wet-erase markers. Strong backing sticks firmly to magnetic whiteboards.

Overall size: 560mm W x 710mm H

Code [TCMHPV](#)





Wall Mounted Whiteboards - Porcelain Surface & Magnetic

Available in a variety of sizes - from 900mm W x 600mm H to 2400mm W x 1200mm
All porcelain-surface whiteboards are magnetic and have a lifetime warranty on the surface.

Code TCWB (Please also specify the size of the whiteboard when ordering.)



Mobile Pivoting Whiteboards - Porcelain Surface & Magnetic

Available in 3 sizes:
1200mm W x 900mm H
1500mm W x 1200mm H
1800mm W x 900mm H

Code TCMPWB (Please also specify the size of the whiteboard when ordering.)

All porcelain-surface whiteboards are magnetic and have a lifetime warranty on the surface.



▶ Whiteboards & Notice Boards

MOBILE WHITEBOARDS



H1000 x W1200mm TSMWB1210
 H1000 x W1500mm TSMWB1510
 H1000 x W1800mm TSMWB1810

• Double-sided • Sturdy frame • 1750mm overall height



WHITEBOARD TABLET MOBILE

TDWMM1812



- 1200W x 1800Hmm
- Comes with 12 double sided whiteboard tablets
- Holds 6 tablets per size
- Features a pen tray
- Lockable Castors



**ALSO AVAILABLE
 WHITEBOARD TABLET**
 TRWMMTAB

- Double sided
- Rounded grey moulded plastic edges
- Carry handle and a light permanent grid on one side

MAGNETIC DESIGNER GLASS BOARD



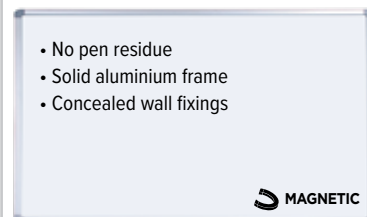
- Lifetime stain free surface
- 4mm safety toughened glass
- 8 times stronger than glass
- 500mm glass pen shelf
- 6 super magnets supplied

H600 x W900mm TRMG0906
 H600 x W1200mm TRMG1206
 H900 x W1200mm TRMG1209
 H900 x W1500mm TRMG1509
 H1200 x W1800mm TRMG1812
 H1200 x W2100mm TRMG2112
 H1200 x W2400mm TRMG2412

Now available in black backed surface

H600 x W1200mm TRMG1206B
 H1200 x W1800mm TRMG1812B

WALL MOUNT WHITEBOARD




- No pen residue
- Solid aluminium frame
- Concealed wall fixings

H600 x W900mm TSWB0906
 H900 x W1200mm TSWB1209
 H900 x W1500mm TSWB1509
 H900 x W1800mm TSWB1809
 H1200 x W1800mm TSWB1812
 H1200 x W2400mm TSWB2412
 H1200 x W3000mm TSWB3012



FELT PINBOARDS



H600 x W900mm TSPB0906
 H900 x W1200mm TSPB1209
 H900 x W1500mm TSPB1509
 H900 x W1800mm TSPB1809
 H1200 x W2400mm TSPB2412

- Strong extra thick felt
- Wall fixings supplied
- Available in Blue or Grey



COMMUNICATE ROOM DIVIDER

COMD02



- H1800 x W900mm
- Each divider can be linked together with the Connector Kit COMD01
- Side 1 – magnetic whiteboard with magnetic pen shelf and adjustable flipchart pad hooks
- Side 2 – pinnable charcoal fabric
- 90mm locking castors



BENOTICED SLIDING DOOR NOTICE CASE

TRGNC1209S.SI/TRGNC1509S.SI



- Pinnable
- Lockable
- Aluminium Frame

BENOTICED HINGED DOOR NOTICE CASE

TRGNC1209H.SI/TRGNC1812H.SI/TRGNC1809H.SI



- Pinnable
- Lockable
- Aluminium Frame

► Steel Storage

FILING CABINET



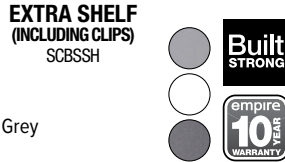
- 4 Drawer
1300mm High
FCBS4D
- 3 Drawer
1010mm High
FCBS3D
- 2 Drawer
710mm High
FCBS2D



- W460 x D620mm
- Fully assembled
- Full extension ball bearing runners
- 4 durable powder coat colours:
Graphite Ripple, White, Grey & Black Ripple

METAL STATIONERY CUPBOARDS

- 4 Shelves
2100mm High
SCBS21
- 3 Shelves
1827mm High
SCBS18
- 2 Shelves
1010mm High
SCBS10



- W905 x D460mm • Adjustable shelves
- Three point locking mechanism
- Priced in White, Graphite Ripple & Silver Grey
- 15 colours available

ALL-STEEL MOBILE PEDESTAL

MPBS2DF



- H590 x W390 x D500mm
- Fully assembled
- 2 drawers plus file
- Heavy duty ball bearing runners on file drawer
- Silver, White, Graphite Ripple or Black Ripple

INDUSTRIAL STEEL SHELVING

SSBS21.SG



EXTRA SHELF
SCBSSH



- 4 adjustable shelves
- H2100 x W905 x D460mm
- Silver Grey

LOCKERS (Silver Grey)



Also available
KEY LOCKS
PTBS02

305W x 1827H x 460D
Bank of 1

- Single door LKBS301.SG
- 2 door LKBS302.SG
- 4 door LKBS304.SG

380W x 1827H x 460D
Bank of 1

- Single door LKBS381.SG
- 2 door LKBS382.SG
- 4 door LKBS384.SG

- Comes with latch-lock (use your own padlock)
- Also available in banks of 2 or 3



INDUSTRIAL QUALITY LONG SPAN SHELVING



350kg
WEIGHT RATING



- High quality all steel construction
- Massive 350 kg per shelf capacity
- Supplied with 2 adjustable shelves and 2 fixed shelves as standard

2100H x 600D

- 1000W Initial LSBS09I
- 950W Extension LSBS09E
- 1900W Initial LSBS18I
- 1850W Extension LSBS18E

EXTRA ADJUSTABLE SHELF (2 Pack)

- 900W LSBS09A
- 1800W LSBS18Aw

Built Strong to Last!

► Staff Room with Citi System

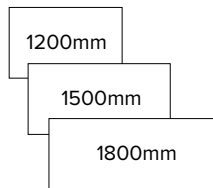


Citi STRAIGHT-RUN DESKS

Creating an architecturally-inspired work space is now easier with Empire. The Citi range offers style, uncompromising strength and practicality. Citi encompasses workstations, desks and tables through to panel systems, filing and storage.

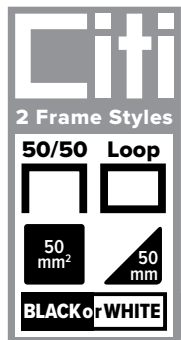
WORK TOPS

- Finished height: 720mm + adjustable feet
- Adjustable feet: 80mm on 50/50 leg or 10mm on Loop leg
- 25mm E-Zero melamine (environmentally-friendly)
- Cable hole cut-out for cable access
- Top colour – White 20 – quick-ship melamine (other colours available \$POA)
- 2mm impact resistant solid PVC edging
- 750mm deep in three widths – 1200, 1500, 1800mm (others available \$POA)



DESKTOP SCREENS


- 480mm height above desk
- 32mm slimline finish
- Mounted with sturdy steel brackets
- White 30 powder coated aluminium frame
- Pinnable surface
- Compact laminate and acrylic screens available (\$POA)
- Four standard commercial fabric colours (other colours available \$POA)



FRAMES (available separately)

- Finished frame height: 695mm + adjustable feet
- Adjustable feet: 80mm on 50/50 leg or 10mm on Loop leg
- Support rails: Two 40 x 25mm
- Mid-leg set back 445mm
- Powdercoated finishes: White 40 (Matt) or Black (Satin)
- Leg profile: "50/50" = 50mm x 50mm square tube, "Loop" = 50mm right angle triangle tube

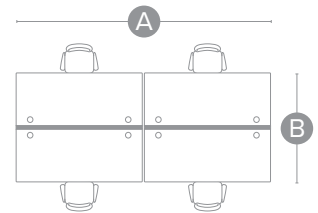
SCREEN COLOURS



▶ Staff Room with Citi System



▼ Back-to-back Four



4 x Person (with screens)			
Top Size	A	B	Code*
1800mm	3600mm	1540mm	CTxBB41875
1500mm	3000mm	1540mm	CTxBB41575
1200mm	2400mm	1540mm	CTxBB41275
Optional Soft-Wiring Cable Management SWCTBB4xxxx + SWSTxxxx			

* Code Prefix; CT = "50/50" leg, CL = "Loop" leg.

PANTHEON - FLEXIBLE, SHARED POWER CONNECTIVITY

Pantheon satisfies a demand for power and data connectivity in informal spaces, in a way that no other module has done before. Perfectly suited to breakout areas, smaller meeting rooms and coffee tables - Pantheon makes sharing power a pleasure.

- Fitted with 2 x GPO, 1 x TUF A+C (twin USB fast charger)

- Includes 2 metre lead with standard 3 pin plug
- Rubber feet makes this unit portable
- Stocked in White (.WH), Black (.BK) and Red (.RD). Many other colours available (min. qty apply)
- Also available as a desk mounted unit to fit 80mm Cable entry (PANTH02.xx)



▶ Admin Furniture



How healthy is your office?

zero

EXCLUSIVE TO EMPIRE
Our SHIPSHAPE range uses board containing near to zero formaldehyde... does yours?

SHIPSHAPE

- E-Zero environmentally friendly board
- 10 year commercial warranty
- Flat-packed or fully assembled

- 100s of products (3 col combos) for quick delivery
- Metal-sided drawers and runners with solid bases
- Strong cammed-construction for easy assembly
- Ball-bearing full extension runners on file drawers
- 25mm on 18mm solid melamine construction
- 2mm hard-wearing rigid PVC edge
- 2 cable entry points in all desks (excluding P-Desk)



COLOURS: Red Cherry/Ironstone, Select Beech/Ironstone, White/Silver

A BOOKCASE HUTCH



CODE	SIZE
A1 SHHU12	1200W x 320D x 1075H
SHHU15	1500W x 320D x 1075H
A2 SHHU18	1800W x 320D x 1075H

B STRAIGHT DESK (Open) - 3/4 Modesty



CODE	SIZE
SHDK1260	1200W x 600D
SHDK1575	1500W x 750D
SHDK1590	1500W x 900D

CODE	SIZE
SHDK1875	1800W x 750D
SHDK1890	1800W x 900D
SHDK2190	2100W x 900D (Full Modesty)

C RETURN (Open)



CODE	SIZE
SHRT09	900W x 600D x 727H
SHRT12	1200W x 600D x 727H

OPTIONAL DRAWER BOX

SHDB1DF/SHDB3D

- Available in left or right (Universal)

D FITTED DRAWER BOX



CODE	SIZE
D1 SHDB3D	3 DRAWER
D2 SHDB1DF	1 DRAWER + FILE

- Full extension ball bearing runner on file drawer
- 450H x 463W x 473D

E CORNER WORKSTATION (Open)



CODE	SIZE
SHWS61212	1200 x 1200 x 600
SHWS61215	1200 x 1500 x 600
SHWS61218	1200 x 1800 x 600
SHWS61515	1500 x 1500 x 600
SHWS61518	1800 x 1500 x 600
SHWS61818	1800 x 1800 x 600

CODE	SIZE
SHWS61221	1200 x 2100 x 600
SHWS61521	2100 x 1500 x 600
SHWS61821	2100 x 1800 x 600
SHWS62121	2100 x 2100 x 600
SHWS71818	1800 x 1800 x 750
SHWS71821	2100 x 1800 x 750
SHWS72121	2100 x 2100 x 750

F STORAGE CUPBOARDS (Includes full doors)



CODE	SIZE	LEVELS
SHSC09	900H x 900W x 400D	2
F3 SHSC12	1200H x 900W x 400D	3
F1 SHSC18	1800H x 900W x 400D	5

- 3 sizes & 3 colour combos
- 25mm shelves • 18mm back

G DELUXE BOOKCASES



CODE	SIZE	LEVELS
G2 SHBC09	900H x 900W x 400D	2
SHBC12	1200H x 900W x 400D	3
G1 SHBC18	1800H x 900W x 400D	5

EXTRA SHELF SHSH900

H STORAGE CUPBOARDS (Includes half doors)



CODE	SIZE	LEVELS
SHSC18HD	1800H x 900W x 400D	5

- 25mm shelves
- 18mm back

I FILING CABINETS



CODE	SIZE
SHFC2D	2 DRW - 750H x 490W x 556D
SHFC3D	3 DRW - 1066H x 490W x 556D
SHFC4D	4 DRW - 1385H x 490W x 556D

SQUARELINE
Square handle is standard on Silver/White items only. Also sold separately.



LOCKABLE
FULL EXTENSION BALL BEARING RUNNERS

J CREDENZA



CODE	SIZE
SHCR12	1200W x 725H x 450D
SHCR15	1500W x 725H x 450D
SHCR18	1800W x 725H x 450D

- Sliding doors

K DESK HEIGHT CREDENZA



CODE	SIZE
SHCR09	900W x 600D x 725H

- Hinged doors

L MOBILE PEDESTAL



CODE	SIZE
SHMP2DF	2 DRW + FILE
SHMP4D	4 DRAWER

- 470W x 560D x 640H
- Full extension ball bearing runners
- Metal sided drawers
- Ironstone or White

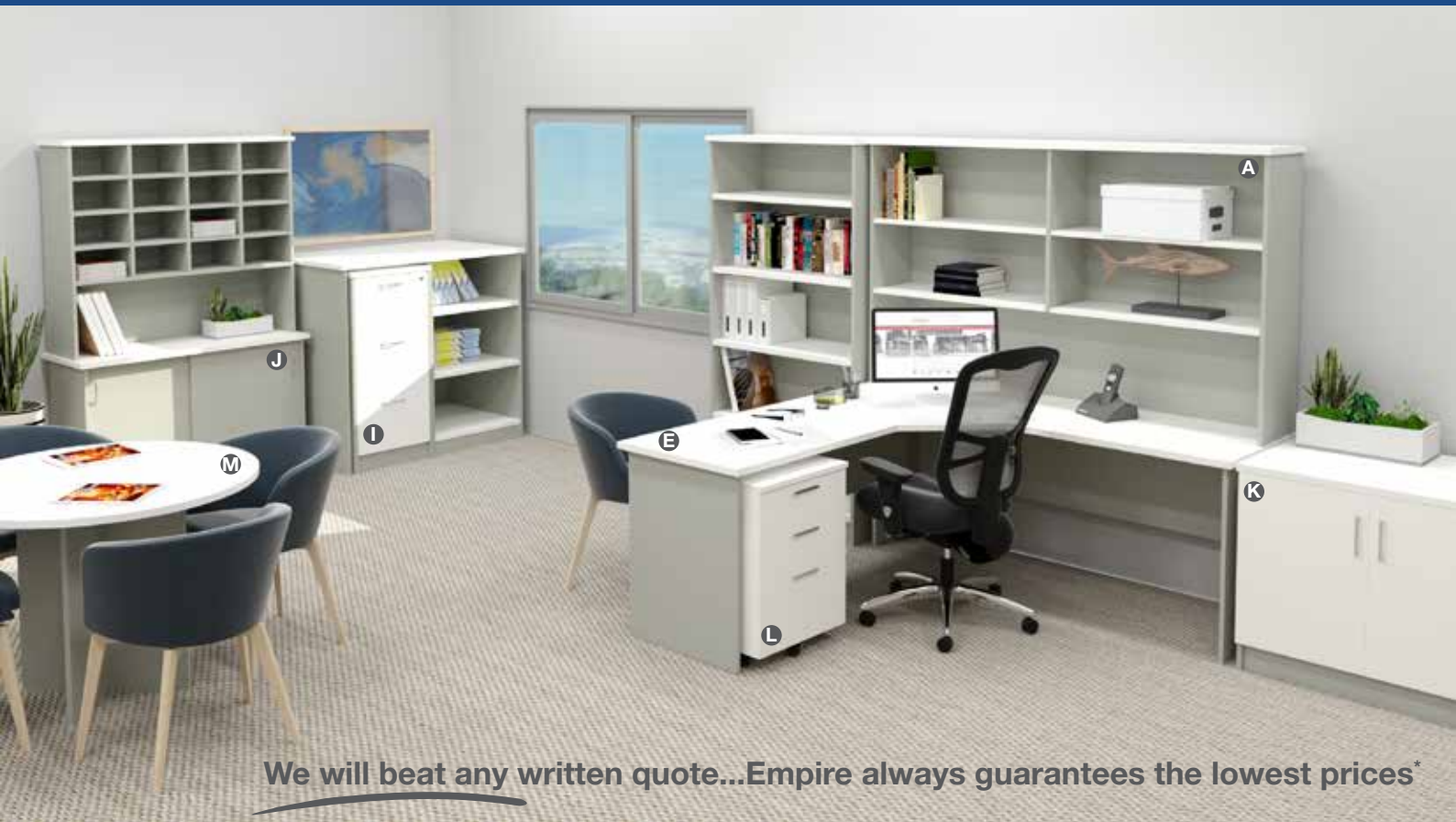
M MEETING TABLE



CODE	SIZE
SHMT1000	1000mm diameter

- X-base

► Shipshape Range



We will beat any written quote...Empire always guarantees the lowest prices*

MILANO RANGE



- Polished aluminium leg & beam construction
- Custom built tables made to your specifications
- Top options (POA) - Sharknose Edge, Flat Edge, 13mm Compact Laminate
- Also available with an in-table power/data box. \$POA
- Many sizes available

Milano Leg (Aluminium)
.SB .RC .WH
 Available in 3 Colours

MILANO ROUND TABLE	
Size	Code
1000 Diameter - 3 Legs	MLMT10
1200 Diameter - 4 Legs	MLMT12

MILANO BOARDROOM TABLE (boat-shaped)	
Size	Code
2400 x 1200 - 4 Leg	MLBT2412B
3000 x 1200 - 6 Leg	MLBT3012B

A STRAIGHT DESK			B MODESTY PANEL (suits 1800mm long desk)	
Size	Code	Finish	Code	Finish
1800W x 900D x 725H	MLDK1890	25mm flat edge or Sharknose	MOD164.xx	Melamine
2100W x 900D x 725H	MLDK2190	25mm flat edge or Sharknose	B2MOD1515	Perforated metal

FITTED RETURN - 1200W (not pictured)		
Size	Code	Finish
Full Height Pedestal Return - 2 Drawer + File / 4 Drawer / 2 File Drawers	MLRTP1260	25mm flat edge or Sharknose
700D x 725H - Open Return - With Milano Leg	MLRT1270	25mm flat edge or Sharknose

- Polished aluminium leg and beam constructions
- Available in 25mm melamine with Straight Edge or Sharknose Edge
- Squareline Brushed Silver handles
- Levelling adjustment in feet
- 22 colours available
- Many customised sizes and combinations available

MANY Colours available POA



▶ Admin Seating

PEDRO RANGE

PEDR23N



OPTIONAL T-ARM (FIXED HEIGHT) ARMKIT20

- Fully ergonomic (tilting seat & back)
- Moulded foam seat
- Black, Red, Blue, Lime & Orange



CONNECTION RANGE



Medium Back CONX23

Tilting back Gas lift

High Back CONX21

Tilting back & seat Gas lift

Extra High Back CONX27

Independent seat/back tilt Large seat

3 lever mechanism



DRAFTING KIT DRAFT91

ADJUSTABLE ARM ARMKIT50
FIXED LOOP ARM KIT ARMKIT12



• High back available in Black & Navy fabrics



ERGOFORM

Mesh Back ERGF22M



OPTIONAL POLISHED BASE ERGFx22P



Fabric Back ERGF22

- Full ergo 3 lever mechanism
- Tilt tension control
- Adjustable height back

- Adjustable arms
- Black fabric or Black mesh



MAYFIELD

MAYF23



- Gas lift • Tilting back
- Height adj back • Black fabric



FLOW

FLOW23



OPTIONAL ADJUSTABLE ARMS ARMKIT29

- Adj ratchet back/lumbar
- Independent tilting seat/back
- Black mesh back



JEMMA

JJEM21



SUPER-STRONG MECHANISM



OPTIONAL ARMKIT ARMKIT18

- Fully ergonomic • Independent tilting seat and back
- Steel base • Black fabric or Black Leather-Look (PU)



THE MET HIGH BACK

METT12



- Fully ergonomic 3 lever mechanism
- Adjustable arms
- Polished aluminium base
- Ratchet back



EXECUFORM

EEXF22



- High density foam
- Adjustable arm rests
- Extra large moulded seat and back
- Independent back and seat tilt
- Available in Black fabric



Huge Range of Tested

▶ Operator Chairs

CHARTER RANGE



- Leather-look (PU) upholstery

Medium Back
CHART14

- Tan leather-look (PU) upholstery



High Back
CHART12

Mesh Back
CHART14M

- Chrome features on Frame/Arms/Gas/Base
- Leather-look (PU) upholstery
- Single position tilt lock mechanism
- High back available in black only

- Black mesh finish
- Chrome base and arms
- Single position tilt lock



SOUTHPORT LOUNGE



Single
760mm Wide
SOUT01

- 740mm deep
- Black leather-look (PU)
- Also available in 3 seater 1820W SOUT03

Double
1280mm Wide
SOUT02



EASY CHAIR

EASY01



- W590 x D720mm
- Seat height: 410mm
- Black frame and fabric
- More colours available POA

SALISBURY FOYER CHAIR



Extra Large Salisbury
Also available
SALBXL

SALB



Standard model includes fabric and 4 leg metal base (Black)

FINISH

- 5 Fabrics** (Warwick Gravity) - Cloud, Denim, Navy, Slate, Steel
- Vinyl (V)** - Black
- 4 Leg Metal (4LM)** - Black
- 4 Leg Metal (4LM)** - Lt. Oak, Dark Walnut
- 4 Leg Timber (4LT)** - Lt. Oak, Dark Walnut

Other bases available (\$POA): Disc, Sled, Trestle, Blade & Castors

- Detailed stitch
- High density foam seat
- Steel or timber legs with a re-inforced frame
- Commercial grade upholstery - 50,000 rub test approved

STRATA STACKER

SSRAG1



- Also available with arms or sled base (\$POA)
- 100's of fabrics (\$POA)
- 2 standard fabrics, Blue or Black

OLIVE



No Arms OLIVE61C

- White with Grey frame or Black with Black frame

With Arms OLIVE62C

- Black with Black frame

- 4 Castors
- Stackable (6 high)
- Contoured seat and back for comfort with holes in the material to allow the body to breathe



ZOOM

ZOOM61



WITH ARMS
ZOOM62

SLED BASE
ZOOM71



- Strong, chromed-steel frame
- Mesh back with Black fabric seat

& Certified Products

► Sanitiser

HEIGHT ADJUSTABLE SANITISER STAND WITH AUTOMATIC 'NO TOUCH' DISPENSER



Height Adjusts
120cm to 155cm

- Non-tilt floor standing
- Automatic sensor for safe no-touch gel dispensing
- Drip tray included for use on carpeted areas
- Height adjustable from 1200 - 1550mm high
- 4 x AA Battery operated (not included)

- Adjustable flow control: 0.3ml / 0.4ml / 0.5ml
- Perfect for all public space entry ways
- Refillable with any sanitiser gel (sold separately)
- Antibacterial Sanitising Gel available (80% alcohol)



Drip Tray Included



No-Touch Motion Sensor



Sanitising Gel Available




Anti-theft Key Lock

Product	Code
Sanitiser Stand with Auto Gel Dispenser	HAND01
Sanitising Liquid Gel 5L bulk	HAND05
Sanitising Liquid Gel Carton of 6 x 1L pouches	HAND06



QUEUE BARRIER ROPE POLE

OBRPOLESS



- Base diameter: 300mm
- Height: 840mm
- Pole diameter: 38mm
- Made with brushed stainless steel
- 4 eyelets in top ring to attach ropes




BRAIDED ROPE WITH CHROME SNAP ENDS

ROPEC

- Snap end clasp mechanism
- Length: 1500mm
- 3 colours: Red, Blue & Black

EXECUTIVE QUEUE BARRIER ROPE POLE

OEBRPOLE



- Base Diameter: 320mm
- Height: 1020mm
- Pole Diameter: 50mm
- High quality polished stainless steel
- Weighted stanchion base ensures stability
- Multiple ropes can be attached to eyering
- 2 colours: Silver & Gold

SOCIAL DISTANCING FLOOR STICKERS



Round - Pack of 3	
Table Size	Code
300mm dia.	SNEEZST3003
400mm dia.	SNEEZST4003
Rectangle	
1500W x 400Hmm	SNEEZST1504

- For indoor use
- Suitable for low pile carpet

WALL-MOUNT SANITISER STATION WITH AUTOMATIC 'NO TOUCH' DISPENSER

HAND02

- Easy to install
- Automatic sensor for safe no-touch gel dispensing
- Perfect for all entry ways
- Adjustable flow control: 0.3ml / 0.4ml / 0.5ml
- Anti-theft key lock
- Wall-mounting kit included
- 4 x AA Battery operated (not included)
- Refillable with any sanitiser gel (sold separately)



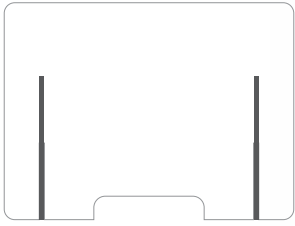
20cm



Use any gel - our Sanitiser Stations don't require expensive proprietary cartridges!

► Screens

SNEEZE SCREENS



Free standing screen with slot
800 x 600mm
SNEEZFS0806



Virtually invisible!

- Designed to suit Citi 32mm Screen System (other screen systems \$POA)
- Retrofit - no tools required
- 3mm clear acrylic
- 12mm acoustic mounts

Sneeze Screen (Partition Top)

Size	Code
1190 x 300mm	SNEEZPM1203
1190 x 480mm	SNEEZPM1205
1490 x 300mm	SNEEZPM1503
1490 x 480mm	SNEEZPM1505
1790 x 300mm	SNEEZPM1803
1790 x 480mm	SNEEZPM1805

Citi Screen system not included

Sneeze Screens create an unobtrusive safety barrier in the workplace

FREESTANDING CLEAR SCREENS

Static - 3mm Perspex		
Table Size	Type	Code
800W x 1800Hmm	Straight	CLEARFSS1808
800W x 1800Hmm	Curved	CLEARFSC1808
Mobile - 6mm Polycarbonate		
1200W x 1800Hmm	Straight	CLEARMSS1812

- Both screens are easily cleaned and disinfected
- Static screens:
 - Strong inbuilt magnets to help join multiple panels side by side with flat, anti-trip feet
- Mobile screens:
 - Sturdy lockable castors





it's easier with
empire
office furniture
EST 1982
SHOWROOMS

SYDNEY

sydney@empirefurniture.com.au
Unit 1/36 Parramatta Road
Lidcombe NSW 2141
Ph: (02) 9648 0222
Fax: (02) 9648 6384

VIRGINIA

virginia@empirefurniture.com.au
1928 Sandgate Road
Virginia QLD 4014
Ph: (07) 3865 1138
Fax: (07) 38651149

ROCKHAMPTON

rockhampton@empirefurniture.com.au
211 East Street
Rockhampton QLD, 4700
Ph: (07) 4927 7730
Fax: (07) 4927 7109

WOOLLOONGABBA

gabba@empirefurniture.com.au
61 Ipswich Road
Woolloongabba QLD 4102
Ph: (07) 3028 4000
Fax: (07) 3028 4099

SOUTHPORT

southport@empirefurniture.com.au
180 Scarborough Street
Southport QLD 4215
Ph: (07) 5571 1299
Fax: (07) 5571 2511

MACKAY

mackay@empirefurniture.com.au
2B Victoria Street
Mackay QLD 4740
Ph: (07) 4944 1167
Fax: (07) 4953 3779

ROCKLEA

rocklea@empirefurniture.com.au
Gate 1, 51-63 Heaton Street
Rocklea QLD 4106
Ph: (07) 3272 7929
Fax: (07) 3272 7939

SUNSHINE COAST

sunshine@empirefurniture.com.au
Shop E 224 Nicklin Way
Warana QLD 4575
Ph: (07) 5493 1365
Fax: (07) 5493 1035

TOWNSVILLE

townsville@empirefurniture.com.au
233 Ingham Road
Garbutt QLD 4814
Ph: (07) 4775 1960
Fax: (07) 4775 5848

e 1300 400 521
EST 1982 empirefurniture.com.au