

it's easier with

empire
education furniture

EST 1982

2024

Education Furniture

Flexible Furniture for Modern Learning

VOLUME 45



Education furniture buy online



e 1300 400 521
empirefurniture.com.au



DET
68449
SOA

Queensland Government

One of the Preferred Suppliers for Office, Education and Health Furniture
Whole of Government - DET QLD SOA 68449
Contact us for Approved Products List. www.empirefurniture.com.au/soa

NSW
771

New South Wales Government

Empire Office Furniture is an approved supplier for the NSW Government, under the Office and Education Furniture Contract No. 771. Empire is one of the "Tier 1" suppliers approved to fulfil orders up to and above \$150,000. Empire is approved to supply furniture from 12 product categories, across all NSW regions.

The Empire Process



Consultation

We listen carefully to understand the vision for your spaces



Design

We work alongside your team to ensure solutions are as per your vision



Visualisation

We work with our design team who will create 2D & 3D renders to enable you to visualise your spaces



Implementation

Our team supports you in every aspect of the journey from planning, production, delivery, placement and removal of rubbish



After Sales Service

This is not the end of our journey with you - we are only a phone call away, with a dedicated account manager appointed to your school





Index

Advanced Furniture Testing	2
About Empire	3
Indigenous Designs	4 - 6
Acoustics in the Classroom	7
Empire Projects	8 - 11
Flexible Furniture for Modern Learning	12 - 19
Classroom Essentials - Plato Student Chair	20 - 21
Classroom Essentials - EDCO Cantilever Chairs	22 - 24
Stools	25
Classroom, Breakout & Training Chairs	26 - 29
Classroom Essentials - Grow Student Desks	30
Quadric Student Tables & Benches	31
Classroom Essentials - Lasso Desks	32 - 33
Acer Flexible Table Range	34 - 38
Tables	39
Library - Habitat Range	40 - 42
Creative Seating	43
Rainbow Modular Soft Seating	44 - 45
PODZ Ottomans	46 - 47
Brissie Ottomans	48 - 49
Pick n Go Modular Lounge	50
In The Round	51
Soft Seating - Sunrise	52
Soft Seating - Benchmark	53
Soft Seating - Fonzetta, Lion & Tasmania	54
Soft Seating - Flight, Wing, "Q" & Chai Lounges	55
Soft Seating - Moto (Activity Based Learning)	56 - 57
Soft Seating - Konfurb Collection	58 - 59
Steamroller Mobile Maker Tables	60
Benches & Tables	61
Teaching Aids	62 - 63
General Learning Area Dividers	64
Mobile Trolleys	65
Storewell Storage	66 - 67
Classroom Storage Totes	68
pcslots - Device Charging & Bag Hooks	69
School Lockers	70 - 73
Portable Stages & Choral Risers	74 - 75
Manual Arts Benches & Sick Bay	76
Aluminium Outdoor Furniture	77
Classroom Rugs	78 - 79
Book Display & Art Storage	79
Sterling Classroom Furniture Range	80 - 81
Admin Furniture - Office - Shipshape Range	82 - 83
Admin Furniture - Office - Citi System	84 - 85
Admin Furniture - Office Chairs	86 - 87
Whiteboards & Notice Boards	88
Admin Furniture - Steel Storage	89
Colour Palettes	90 - 91
LAMINEX Commercial board offer	92
POLYTEC Commercial board offer	93



ADVANCED FURNITURE TESTING

The New Benchmark in Certification

Who is Advanced Furniture Testing?

Advanced Furniture Testing is an accredited independent laboratory which tests commercial and education furniture to specific Australian and international furniture standards.

In its mechanical testing laboratory, Advanced Furniture Testing conducts tests using specialised technical apparatus which simulate real-life use and foreseeable misuse for many types of furniture.

Advanced Furniture Testing is accredited by the National Association of Testing Authorities (NATA). It is authorised to test and certify furniture to 14 international furniture standards and is regularly audited by NATA to ensure a high level of technical competence and integrity.

Certification = Reduced Risk = Peace of Mind

The most technologically advanced furniture testing laboratory in the Southern Hemisphere.

Empire has Australia's largest selection of tested & certified education furniture.



It's Easier With Empire!

Empire Furniture has been supplying educational and school furniture in Australia for 40 years. We understand that this special application requires robust furniture which will withstand the heavy usage of students everyday.

Our Education range is independently tested and certified to specific Australian and international furniture standards. This guarantees Australia's safest and strongest furniture with an extensive warranty.

For exceptional customer service, and all your furniture needs contact Empire first!



Credentials



We are thrilled to be one of the Preferred Suppliers for Office, Education and Health Furniture, Government- DET QLD SOA 68449.

Empire Office Furniture is an approved supplier for the NSW Government, under the Office and Education Furniture Contract No. 771. Empire is one of the "Tier 1" suppliers approved to fulfil orders up to and above \$150,000. Empire is approved to supply furniture from 12 product categories, across all NSW regions.

Supporting Indigenous Manufacturing



YINDI

YINDI Manufacturing was established in 2022 as a First Nations manufacturer in the office furniture supply chain in Australia.

YINDI means Mother in Yolngu (North-East Arnhem land) language and is a kinship term referring to the connection that the Australian Aboriginal clans have between themselves.

YINDI's vision is to build socioeconomic independence for First Nations people through employment opportunities.



Celebrating Indigenous Designers *materialised*



JIMMY PIKE

Walmajarri Aboriginal artist, Jimmy Pike (1940-2002) was born east of Japingka, in the Kimberley region in Western Australia.

Taking flora and fauna inspiration unique to his Australian desert life, Jimmy Pike utilised whatever medium he needed to express his stories in his art, and not necessarily traditional ones. Lino printing was a favourite medium and he had a passion for the vibrancy of felt tip pens.





Robyn Caughlan TM *materialised*

Robyn Caughlan is a warm, spiritual, creative soul “blessed with a multicultural heritage” – her father originating from Ireland, and Aboriginal mother from the Darug and Darkinjung lineage in NSW.

Her journey into art began at the age of 30 and has “filled a void in me that I thought would never be filled.”

Robyn’s contemporary Aboriginal style is re-imagined through furnishing textiles and wall covering, with her first Materialised collaboration, Dream.





Sugarbag Dreaming 'Saltbush'
by Rosie Ngwarraye Ross



Rosie Ngwarraye Ross

Born in 1951 near Amaroo Station, Northern Territory, Rosie depicts the bush medicine plants and wild flowers from around her country near Ampilatwatja. She has a bold expressive style and often omits the sky from her compositions, combining both aerial and frontal views. Sugarbag is a name used for both the honey made by the native bees and also for the sweet nectar that comes from the big yellow flowers of the 'tarrkarr' trees.

Other Designs by:

Kathleen Korda
Annunciata Nunuk Wilson
Jean Baptiste Apuatimi
Jean Ngwarraye Long

Osmond Kantilla
Susan Marawarr
Lee-Anne Williams

WILLIE WESTON

Uniting contemporary First Nations design and acoustic functionality, the Autex Acoustics® x Willie Weston collection has been curated for education, government and commercial spaces.


Locally manufactured on Cube™ and Quietspace® Panel, the range is comprised of eight designs in 21 colourways and is entirely carbon neutral.

The specification of each design contributes to fair and equitable income for each artist via Willie Weston, a profit-for-purpose business working in partnership with First Nations artists to support the integration of contemporary First Nations design into the built environment.


Features:

- Carbon neutral
- NRC 0.45 - 0.85
- Available in 6 mm, 12 mm, 24 mm, and 25 mm thicknesses
- Available in 2400 mm, 2700 mm, and 3000 mm lengths
- Group 1 fire rating
- Safe, water-based, UV cured ink
- Locally manufactured in Australia

The Collection



Durrmu (KK)
"Berry"



Jilamara
"Sand"



Native Seeds
"Olive"




Pandarus
"Eucalypt"



Sugarbag Dreaming
"Ghost Gum"



Sugarbag Dreaming
"Saltbush"



Syaw (Fish Net)
"Woolybutt"



Water Levels
"Marine"



Wak Wak
"Storm"

► Noise Reducing Acoustic Solutions

NOISE-REDUCING "ACOUSTICO" PANELS

Redefine your school environment with premium acoustic solutions from Empire.

- Effectively Controls reverberated noise
- Suitable for Walls and Ceilings
- Eco-Friendly
- Group 1 Fire Rated
- Unlimited design choices
- 12mm Ceiling Tiles APCTXX
- 12mm Wall mounted pinboard/panels (semi-permanent) APSAXX
- 6mm cut to shape, custom wall decorations APSHAPEXX



PEEL & STICK ACOUSTIC WALL TILES

Custom Peel & Stick

Transform your walls into acoustic notice-boards

AUPSWT060606

- 35 Colours to choose from
- Eco-Friendly
- Velco-Compatible and Pinnable
- These tiles are "Permanent Stick" (Non-Permanent also available APSAXX)
- Pack of 6 Tiles (covers 2.16 sq.m)
- Each Tile is 600mm x 600mm (12mm)
- Custom designs also available



Standard Peel & Stick



We also offer a range of Acoustic Ceiling Hung solutions. Please enquire.

Empire Projects Division

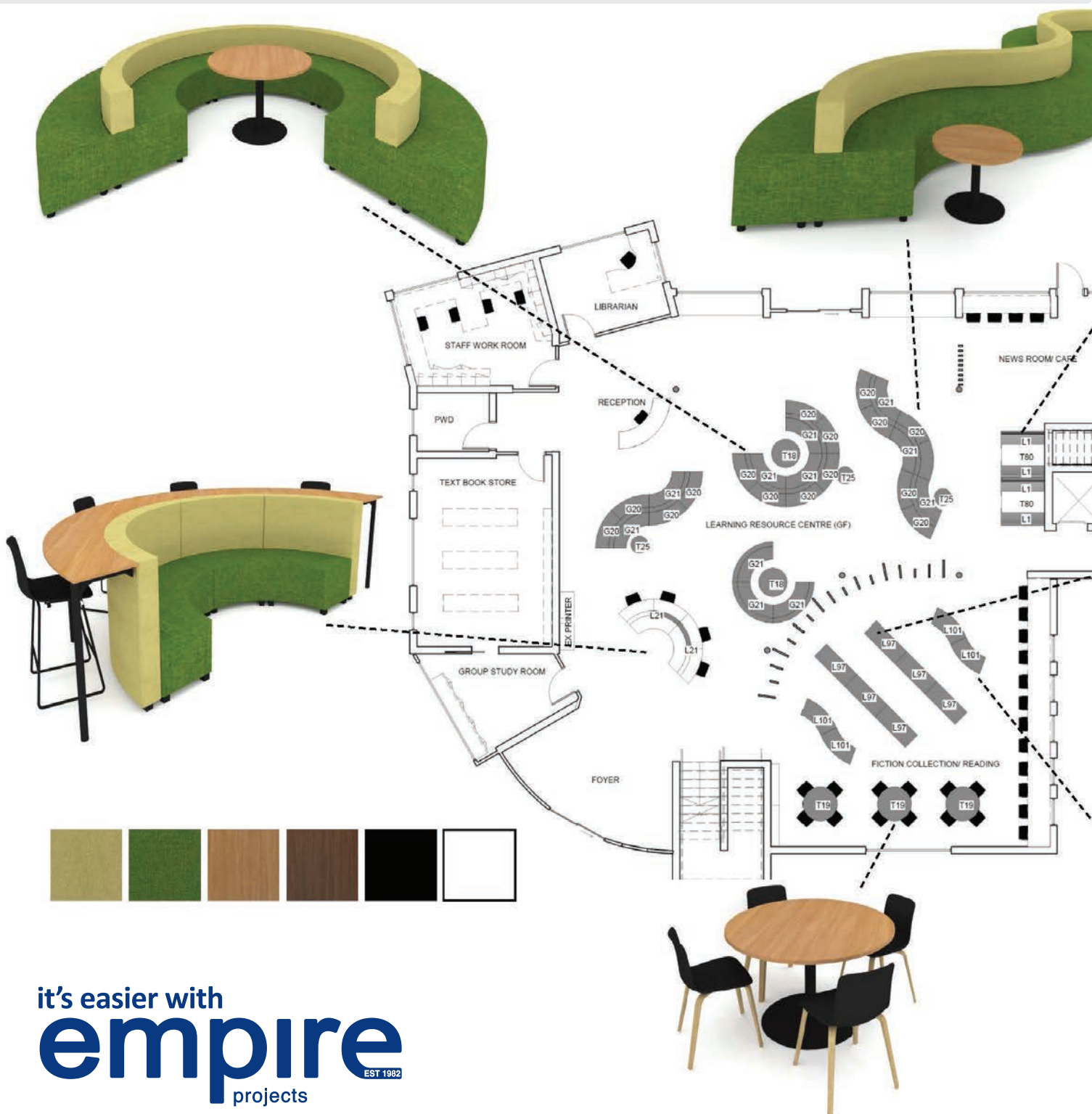
Empire has an experienced and dedicated Major Projects team which ensures the smooth flow of all fit-out processes.

Our Project Managers plan, organise and oversee the fit-out from sign-off through to completion.

Empire's Interior Designers will create a functional spaces to meet your requirements. Our in-house studio produces a large range of resources from preliminary 2D and 3D renders of your fit-out to manufacture and installation drawings.

Well versed in working with architects, builders and contractors, we use only accredited installation teams.

With a wealth of education experience, we can project manage the entire process for you. It's time to take the stress out of school fit-outs.



it's easier with
empire
projects EST 1982



View realistic 2D and 3D renders of your space before placement of order.



Creating Inspiring Spaces

Our wide range of education furniture helps shape inspiring environments to teach, learn and innovate. We have worked with thousands of educators to create beautiful spaces for both staff and students.





Flexible Furniture For Modern Learning

The modes for future learning highlight different ways in which learning occurs. These spaces need to be flexible and adaptable, and easy to rearrange so the learners can move from an entire group setting, to smaller collaborative groups and individual settings easily.

Understanding Key Learning Styles



Learn on my Own

Independent Learning

Private learning spaces where students can think, reflect and apply their learning.

Students develop creativity and intellectual curiosity.

Based on the 'Cave' Archetype. The furniture in these spaces places emphasis on acoustic and visual privacy to help students focus on independent work.



Learn with Others

Collaborative Learning

Enhanced learning through group work to encourage communication and collaboration.

Students are able to share ideas and develop problem solving and reasoning skills.

Based on the 'Watering Hole' Archetype. The furniture in these spaces is mobile and easily reconfigurable to easily allow movement to different configurations.




Learn from an Expert

Guided Learning

Focused learning from a presenter whether that is a teacher or peer.

Students develop listening and communication skills.

Based on the 'Campfire' Archetype. These areas are generally furnished with soft seating but a 'campfire' configuration can also be achieved using desks and tables.



Make, Explore and Investigate

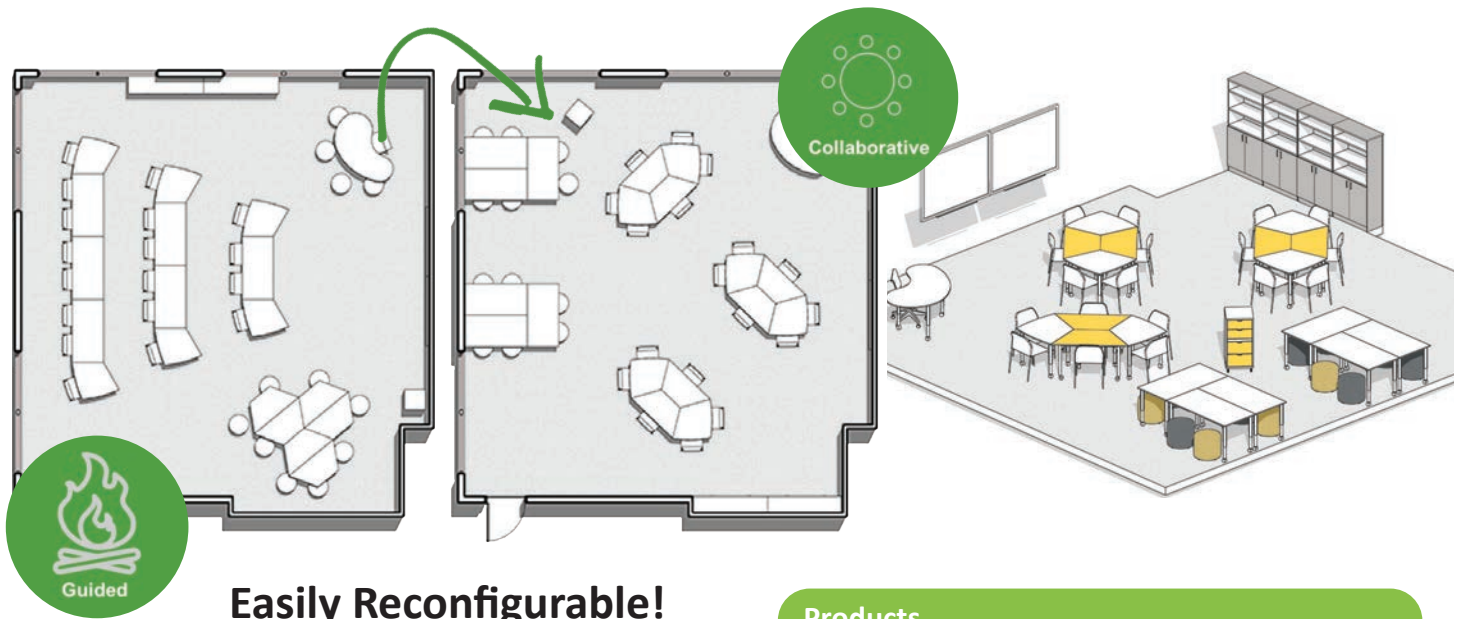
Creative Learning

Allows students to build knowledge and develop skills using creative techniques.

Allows students to develop their own unique learning styles as well as outside the box thinking.

Layout 1 - Flexible Learning

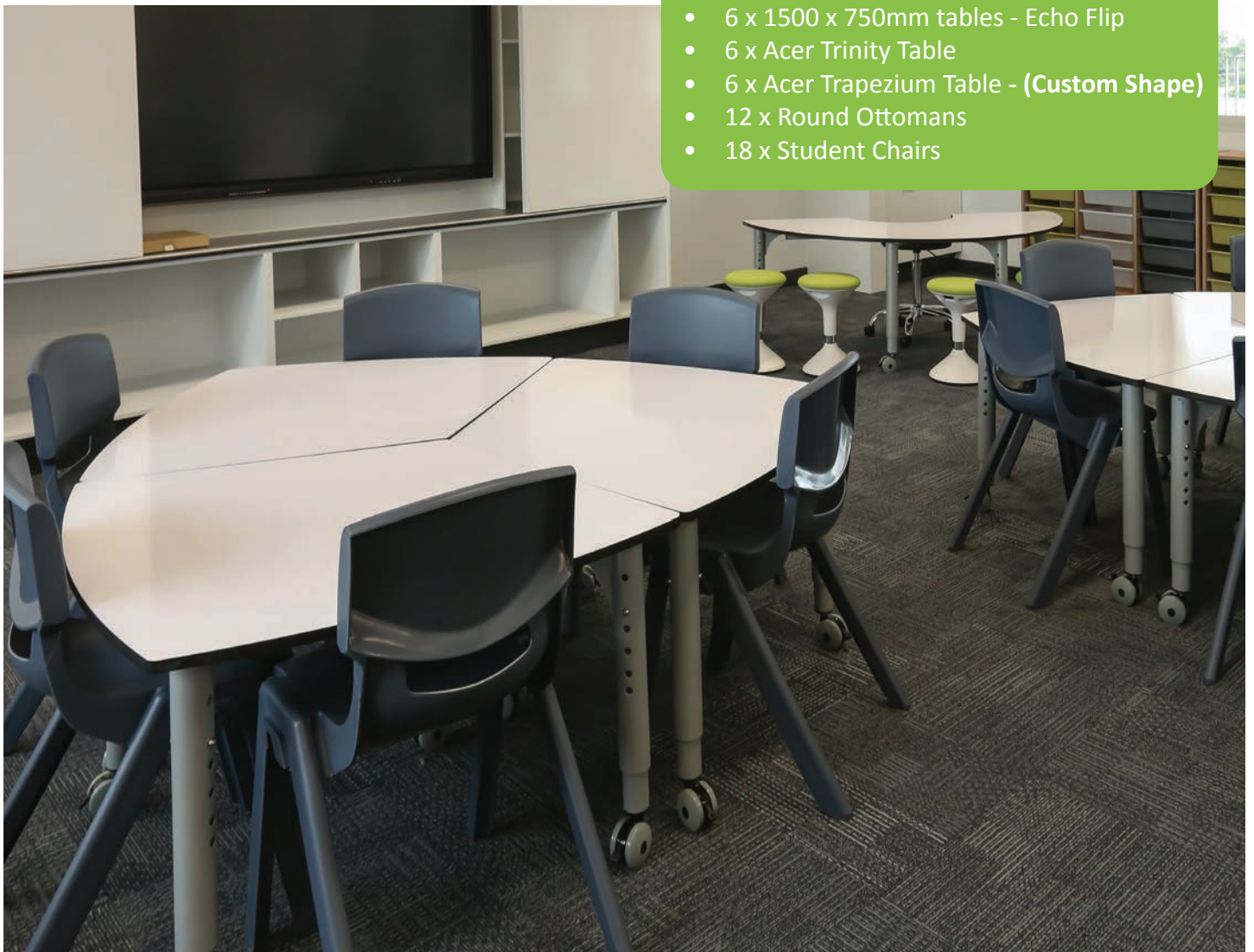
30 Students



Easily Reconfigurable!

Products

- 1 x Satellite Teachers Caddy
- 1 x Acer Bean Table - (Custom Shape)
- 1 x Teachers Task Chair
- 6 x 1500 x 750mm tables - Echo Flip
- 6 x Acer Trinity Table
- 6 x Acer Trapezium Table - (Custom Shape)
- 12 x Round Ottomans
- 18 x Student Chairs

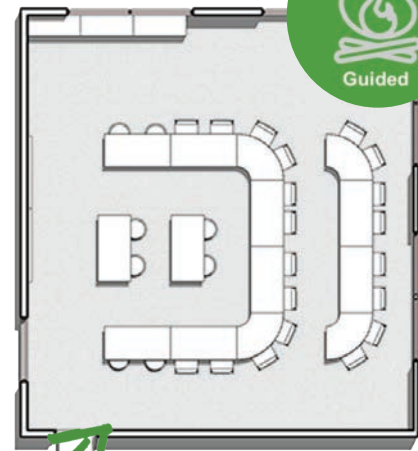
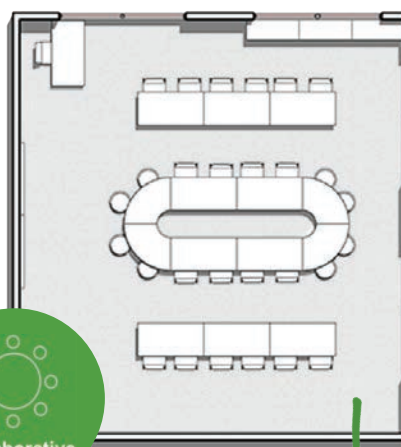



Gumdale State School- Collaborative Learning Space

Example Layouts - Learning Spaces

Layout 2 - Flexible Learning

28 Students



Products

- 1 x Teachers Desk
- 1 x Teachers Chair
- 8 x Round Ottomans
- 4 x Acer Quarter Tables
- 8 x Acer 1500 x 750mm Tables
- 20 x Student Chairs
- 3 x Storage Cupboards

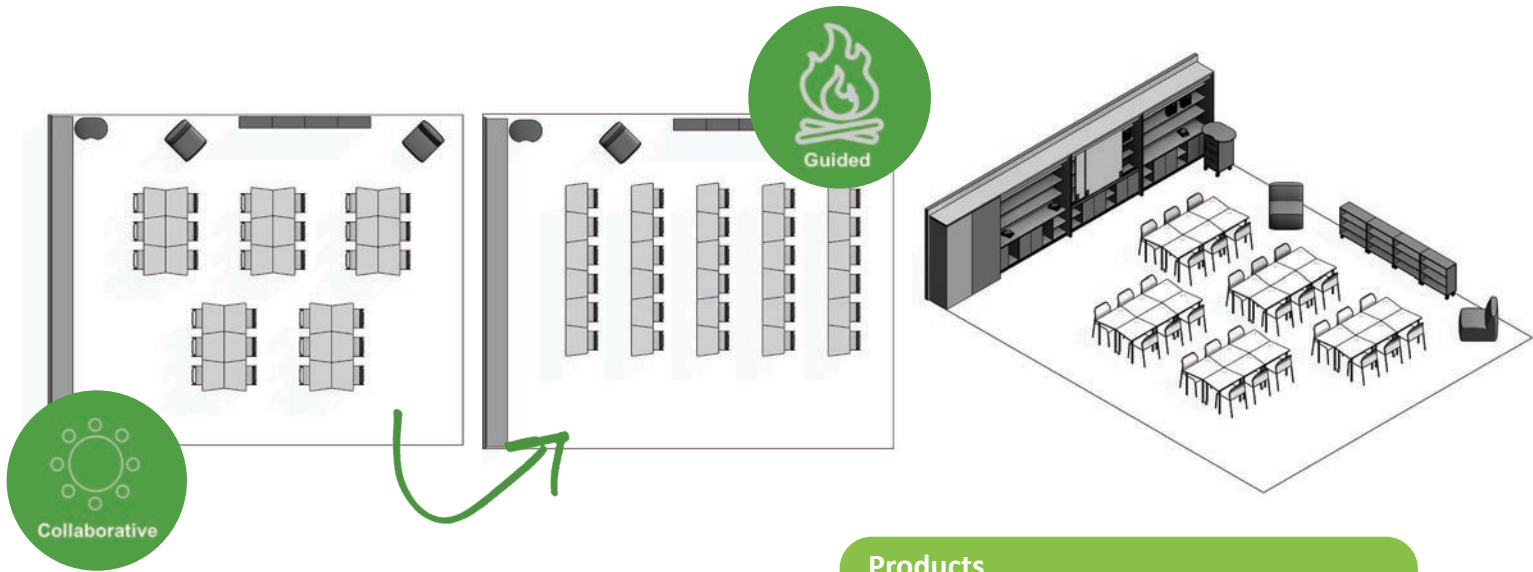


Effective learning spaces are mobile & flexible. They provide students with a choice of where and how they learn.

3D Render- Guided Learning Space

Layout 3 - Collaborative Learning Space

30 Students



Products

- 1x Satellite Teachers Caddy
- 30x Lasso Taper Desks
- 30x EDCO Cantilever Chairs
- 2x Bean Bag Chairs
- 4x Sterling bookcases

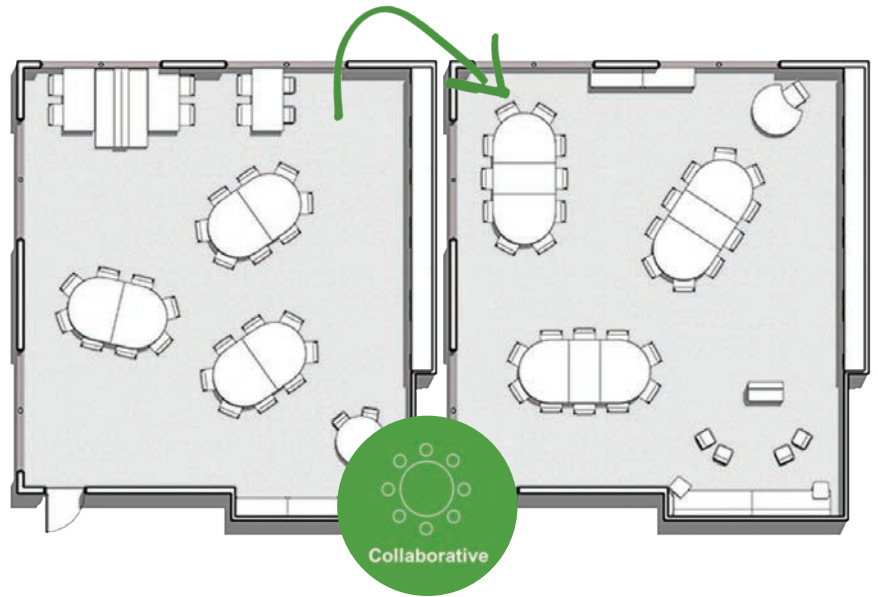
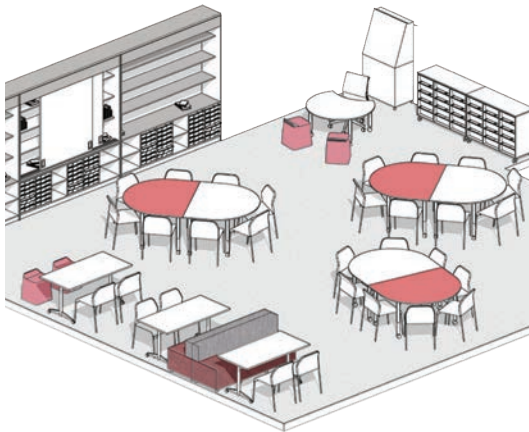


3D Render - Collaborative Learning Space

Example Layouts - Learning Spaces

Layout 4 - Collaborative Learning

30 Students



Products

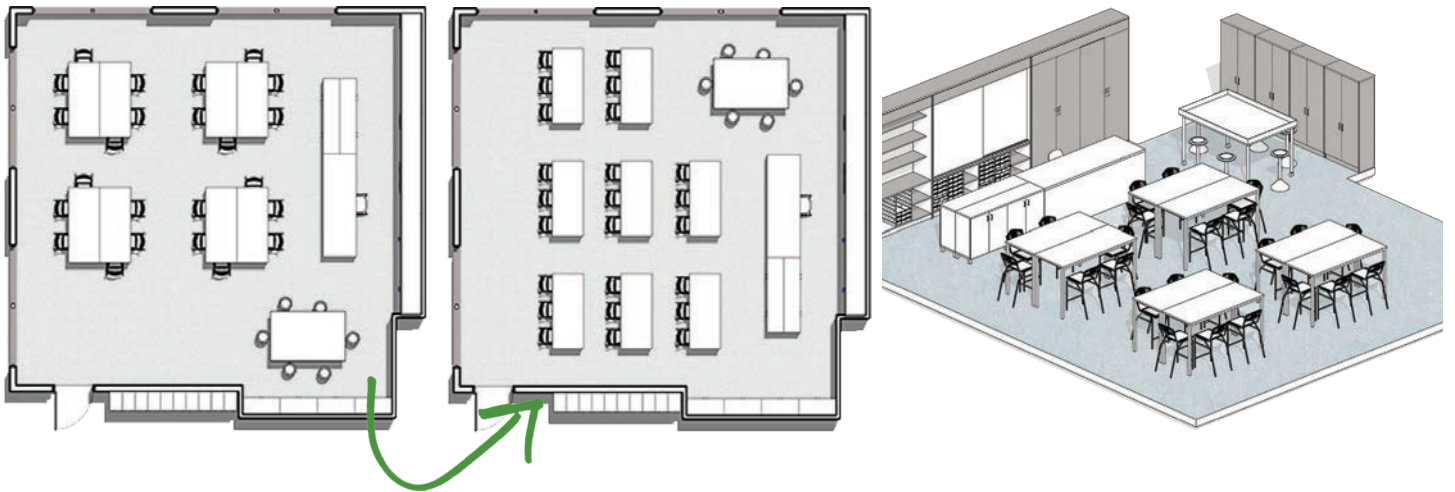
- 1 x Fusion Learning Centre
- 1 x Acer Crescent table
- 1 x Teachers Chair
- 4 x Peekaboo Stools
- 6 x Acer D-End tables
- 3 x Acer 1500 x 750mm Tables
- 30 x Student Chairs
- 2 x Straight Rainbow Lounges
- 2 x Laptop Tables
- 2 x Storage Cupboards



Ipswich State High School- Breakout Space

Layout 5 - STEM Spaces

24 Students



These 'lab style' learning spaces are designed for project based learning. They encourage critical thinking and collaboration between students and inspire a generation of future innovators .



Ipswich State High School - STEM Space



Oakhill College - STEM Space



Wyreema State Primary School - STEM Space

Recent Fit-Outs Staff Spaces




Thornlands State School- Staff Breakout



Acadia College- Staff Office



Parramatta State School- Staff Breakout



Wyreema State School- Staff Lunch Room



Thornlands State School- Staff Meeting

Recent Fit-Outs Library & Breakout



Newman Catholic College- Library



Mackillop Catholic College - Library



Bundamba State Secondary College- Flexible Learning Space



Australian Christian College- Breakout Space



Woree State High School – Flexible Learning Space

► Plato Student Chair



10
year
WARRANTY

125
kg
MAX USER




Tested to AS/NZS 4610.2 Education Chairs
180kg Static Load Test
200,000 Seat/Back Fatigue Test

SUMMARY:

Plato is a versatile one piece injection moulded chair which promotes good posture to help reduce fidgeting and to aid in the learner's attention span. Plato is lightweight, durable and is made to withstand school environments.

FEATURES:

Also available in smaller heights 240/260/280/300mm (minimum quantities may apply)
Core colour range: Slate, Pacific Blue, Leaf Green
Extended colour range available (minimum quantities may apply)



Grade	Seat Height (MM)	Code	Suits Desk Height. (MM)
Prep-1	335	PLCH335	550-600
Prep-3	355	PLCH355	600-650
4-6	400	PLCH400	625-725
6-12	460	PLCH460/L	725-750
6-12	460	PLCH460LU (WITH SEAT PAD)	725-750

► Plato Chair with Link



• Optional Seatpad



Left side when seated



Right side when seated

- New release (PLCH460L): The ever popular Plato chair (460mm) is now also available with easy linking feature ideal for school halls, assembly areas, canteens etc.
- This model also has the option of an upholstered seat pad (PLCH460LU)
- Also available chair trolley for easy move and reset (TROLCH01-04)








Stacks 10 high



Optimal Height Guide*

Children's stature varies greatly within each classroom. For this reason Empire offer 9 x GROW desk heights and 5 x PLATO chair heights. This enables you the best opportunity to select the ideal furniture for your students.

 <p>Grade Kindy Chair Height 300mm Desk Height 550mm</p>	 <p>Grade Prep - 1 Chair Height 335mm Desk Height 600mm</p>	 <p>Grade Prep - 3 Chair Height 355mm Desk Height 650mm</p>	 <p>Grade 4 - 6 Chair Height 400mm Desk Height 700mm</p>	 <p>Grade 6 - 12 Chair Height 460mm Desk Height 750mm</p>
---	---	---	---	---

*Important - this is a guide only, based on the Australian Standard. Empire cannot be accountable for incorrect product selections.

► EDCO Cantilever Chair

► EDCO Cantilever Chair

Modern ergonomically designed cantilever chairs absorb the bounce of active children, so teachers don't have to. The robust seat surface is easy to clean and resists scratches. The C-frame makes raising the chairs on desks and tables quick and safe. Glides provide stability and protect floors from abrasion.


A convenient grip hole in the seatback makes carrying this lightweight chair effortless.



Supporting ribs



Ergonomic Design



Strong & easy fixing system




Nesting Chairs



Glides provide stability and protect floors from abrasion



Sturdy light metal frame



Strong steel cantilever frame



EDCO Cantilever Chair		A	B	C	D
	Seat Height	350 mm	380 mm	430 mm	460 mm
	Grade	Prep - 3	3 - 5	4 - 6	6 - 12
	Code	EDCHC350	EDCHC380**	EDCHC430*	EDCHC460*
	Seat Width & Depth	360 x 380 mm	360 x 380 mm	430 x 450 mm	430 x 450 mm
	Overall Height	620 mm	680 mm	790 mm	820 mm
	Recommended Table Height	550-650 mm	625-700 mm	675-725 mm	725-750 mm

*Stocked range: Any colour shell on Black Frame. **Stocked range: Charcoal or Yale Blue shell on Black Frame. Other versions - lead times apply

► Comfortable Seating with Flex

Born from the collaborative efforts of architects, interior designers, educators, product designers and furniture manufacturers, Edco chairs are the result of years of research into the movements, habits, uses and misuses of students.

These insights have led to the careful selection of materials, ergonomic design and durable construction that make Edco chairs an ideal student seating solution.

Edco chairs maximise sustainability and minimise maintenance costs with replaceable glides, shells and frames.



Sturdy light metal frame



Colour codes refer to different seat heights according to DIN EN 1729.



Glides provide stability and protect floors from abrasion



Replaceable glide elements




Shell Colours

- Crimson
- Tangerine
- Bumblebee
- Pear
- Sky blue
- Yale Blue
- Violet
- Charcoal

Metal Frame Colours

- -
 -
 -
- White Grey Black Charcoal

Strong & easy fixing system



► EDCO Stool

► EDCO 4 Leg Stool

The Edco stool is a versatile solution for school science labs, libraries and anywhere that requires bench seating; available in three heights.


- Ergonomic and flexible back with a leaning seatback can help promote correct posture with high benchtops.
- Robust seat surface resists scratches and is easy to clean.
- Glides provide stability and protect floors from abrasion.
- Comfortable footrest.



Supporting ribs



Ergonomic Design



Strong & easy fixing system



Glides provide stability and protect floors from abrasion



Footrest



Strong steel frame



Nesting Chairs

Shell Colours

- Crimson
- Tangerine
- Bumblebee
- Pear
- Sky blue
- Yale Blue
- Violet
- Charcoal

Metal Frame Colours

- White
- Grey
- Black
- Charcoal



EDCO 4 Leg Stool		A	B	C
	Seat Height	560 mm	610 mm	660 mm
	Grade	6 - 12	6 - 12	6 - 12
	Code	EDSTL560	EDSTL610	EDSTL660*
	Seat Width & Depth	360 x 380 mm	430 x 450 mm	430 x 450 mm
	Overall Height	860 mm	970 mm	1020 mm
	Recommended Table Height	820 mm	850 mm	900 mm

*Stocked range: Any colour shell on Black Frame. Other versions - lead times apply.

► Stools

PEEKABOO STOOL

PEEK01

-  Hunter Green
-  Dusk
-  Duck Egg
-  Gravel
-  Navy
-  Mustard
-  Misty Grey
-  Dodger Blue
-  Stone Green
-  Raspberry Red



The Peekaboo is perfect for a wide variety of uses. It features a seamless design to add strength and stability, while being lightweight, which means it is easily stacked and easy to move.

- Size: 400W x 410D x 467Hmm
- IF Design Award winner 2020

- Solid and lightweight design
- 12 stackable
- Open backrest for easy handling
- Suitable for both indoor and outdoor use*



PLATO STOOL

PLSTXX



The Plato stool encourages movement and also improves the attention span of the learner. Made from polypropylene that is easy to wipe down and clean.

- Heights: 370mm or 450mm
- Diameter 330mm
- Base encourages movement



BUTTON ACTIVE SITTING STOOL

BTTN400W/500W



- Seat height: 400 and 500mm • Diameter 300mm
- Convex base design promotes healthy sitting with mobility
- Available in Blue, Green, Orange, and Red

PERCH STOOL

PERCH01



- Gas lift
- Seat height range 595–840mm
- Seat diameter 300mm
- Available in Black or Blue



TRINA STOOL

TRINA01.XX



- Active Seating wobble stool
- Underseat hand grip
- Solid PP material
- 300mm dia x 400mm H
- 3 Colours – Fuchsia, Mint and Sky Blue

BARBELL STOOL

BARBELL01



- Gas height adjustable 400-500mm Range
- Slip resistant TPE base
- Fabric covered seat



PU LAB STOOL

A1



Features:

- High quality moulded PU
- Hard wearing and easy to clean

	Style	Code
A1	Lab Saddle	LABST02
A2	Lab Saddle (with Drafting kit)	LABST02D
B1	Lab Chair	LABCH23
B2	Lab Chair (with Drafting kit)	LABCH33

- Height range: 340–580mm

B2



- Height range: 560–820mm



SIDEKICK SWIVEL STOOL



- Seat height: 530mm to 740mm
- Seat diameter 400mm
- Black leather-look (PU) seat
- Chrome finish on base and gas spring

Without drafting ring
SIDE01

With drafting ring
SIDE02



► Student & Breakout Chairs

► Cato



CATO RANGE (7 colours)

Seat heights: 310, 350, 385, 445mm CATO445. Stacks 10 high, charcoal only

Stool seat height: 650mm CATO650. Splayed legs minimise potential for tipping, stacks 7 high, also available with ply Oak timber veneer seat


Stool with back seat height: 650mm CATO650B. Art, Graphics and Science stool, stacks 7 high

Gas lift seat height range: 380-520mm CATOGAS.

Super strong, full steel sub-frame



► Examiner Stacking Stool



EXAMINER STACKING STOOL

Seat height - 600mm/650mm/700mm
Powder coated black heavy duty steel frame
Stackable
Polypropylene seat available in 11 colours
Teal, Green, Blue, Purple, Fuchsia, Anthracite, Wedgwood, Black, Charcoal, & Red



► Unitab



UNITAB ARMCHAIR UNITAB01

The Unitab chair offers a left and right hand tablet and storage all in one. Ideal for training rooms, universities and general classrooms.

Available in Green (other colours available)

Left and right-hand tablet
Storage underneath
Cup holder and pen well



► Mixx 'N' Match & Play Chair

MIXX 'N' MATCH



The Mixx Range
Australia's most versatile range of high quality break out visitor seating

NOW AVAILABLE IN 5 "ON TREND" COLOURS




17 VIBRANT COLOURS TO CHOOSE FROM



• Plastic shell only

Base Style	Code	Detail (all prices plastic shell)
A 4 Leg (350,400,450 height)	MIX61xx	Metal Frames options Chrome/Black/White/Woodgrain
B Sled*	MIX71xx	
C 4 Leg Timber	MIX61Tx	
D Stool (630 or 760H*)	MIX630x/760x	Black or Chrome Frame
E 5 Star Base*	MIX13x	Aluminium, gas lift and castors
F Upholstered Seat	Optional Upgrade	Fabric options: Charcoal/Grey/Lt. Grey/Sand
G Fully Upholstered	Optional Upgrade	
H Arms*	Optional Upgrade	Lt. Grey/Black/White

PLAY CHAIR



PLAY CHAIR	4 Leg*	Sled Base*	Barstool - 4-Leg, Chrome Only
Poly Seat/Back [^]	PLAY61P	PLAY71P	PLAY81P
Fabric Seat Only [#]	PLAY61S	PLAY71S	PLAY81S
Fabric Seat/Back [#]	PLAY61F	PLAY71F	PLAY81F

* Listed prices are for standard Poly Shell Colours on Powder Coated Frame.

FRAME: Standard Colours - Black/White/Silver Powdercoat

Optional - Chrome Frame

[^] POLY SHELL: Standard Colours - White or Charcoal

Optional Deluxe Colours - Red, Aqua, Indigo, Daffodil & Pistachio

Standard



Deluxe



ISO14001 EMS

[#] FABRIC: Lime Green, Tomato Red, Bright Orange, Sky Blue, Plum, Slate Grey & Black.



Note: Upholstery is only available on White or Charcoal poly shells

PLAY71F
Fully Upholstered
On Chrome Frame.



The sophisticated style of the Play chair is the ultimate point of difference to others of its kind. Training, conference, classroom, healthcare, retail & cafeteria seating.

- Versatile stacking - up to 9 chairs high
- Fan-shaped
- Polypropylene seat and back
- Frame - powdercoated steel or chrome
- Frame - 4 legs or sled base
- Great lumbar support
- Poly shells can be plain or upholstered

SPECTRUM

FEATURES

- 10 Vibrant colours to choose from
- Static seat load tested to 250kg
- Suitable for indoor or outdoor use
- Stackable
- SPEC61



► Training Room Chairs

► Verve



Linking Capability

VERVE STACKING TROLLEY

10 x Fabric or 20 x Plastic
VERS66



VERVE VISITOR RANGE

Seat Plastic VERS61P, stackable/linkable, available with arms, writing tablet optional, Black or Navy Blue

Seat Fabric VERS61F, Black or Red

Bar Stool seat height: 762mm VERS81P. Chrome frame, Plastic seat and back, Black or Navy Blue

Seat Fabric with MDF tablet

Tablet Left VERS63L.xx, Tablet Right VERS63R.xx



► Training Room Chairs

► Solidworx



SWRX61W.BK

- Foldable arm rest
SWRX62W.BK



- Foldable arm rest and tablet
- Tablet on RHS
- Size W330 x D260mm
SWRX63W.BK



Stacking Trolley
SWRX66.BK



SOLIDWORX - Australia's toughest training chair

- Plastic back
- Stackable
- Foldable seat for nesting
- Iron tube leg and PU castors
- Simple and effective linking
- All components meet min of BIFMA standard
- Greenguard certified



► Grow Student Desk - 9 desks in one!

The versatile Grow Desk is height adjustable Suits all ages from Prep to Grade 12.

9 positions: 550mm to 750mm

Grow
600 x 450mm



- Curved cross-rail provides more leg room on 450mm deep model

All new design



600 x 450 includes moulded pen tray



Grow desks feature an 18mm environmentally friendly E-Zero top with tamper-proof, moulded PP edging and a strong steel frame.

Grow
600 x 600mm



- Dark Grey totes for easy maintenance

GROW DESK NO TOTE

Top	Size mm	Code
Single	600W x 450D	GRDKC0604
Single	600W x 600D	GRDKC0606
Double	1200W x 600D	GRDKC1206

GROW DESK WITH TOTE

Top	Size mm	Code
Single	600W x 450D	GRDKC0604T
Single	600W x 600D	GRDKC0606T
Double	1200W x 600D	GRDKC1206T

GROW TOTE ONLY

Single	500W x 400D x 90H	GRTOTER01
Double	Pack of 2 (includes centre rail)	GRTOTER02

• Includes rails • Tapered front • Grey only

- All new design
- Tested and Certified to the Australian Standard
- Height adjustable - 9 positions
- Height range 550 - 750mm
- 18mm environmentally friendly E-Zero top with tamper-proof, moulded PP edging
- Strong steel frame
- Stardust top



► Quadric Student Tables and Benches

Grow
1200 x 600mm



Grow leg
"height indicator"
ensures simple
height adjustment



All Grow desks pass the infamous basketball test.



► "Basketball Impact" Stability Test - 55kg (AS/NZS 4610.3:1999)



Grow tops available
in speckled Stardust
for easy maintenance



QUADRIC TABLES



- 25mm steel frame (Black Ripple)
- *Stardust top (only 600 & 1200 include Grow moulded edge)




STRAIGHT DESK			
Ref	Table Size mm	Code	Finish
A	600W x 600D	QDTB0606	18mm* or Erasable Surface
B	700W x 550D	QDTB0705	18mm* or Erasable Surface
Benches - 890mm High			
C	1200W x 600D	QDBE1206	18mm* or Erasable Surface

Other sizes available on indent

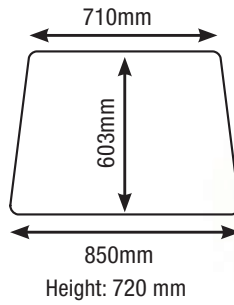
▶ LASSO Desks



LASSO TAPER



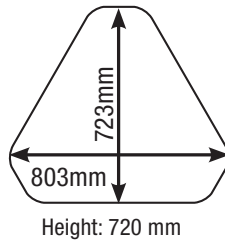
Optional Tote (T)



Radius corners for added safety

Lasso Tables - Shield and Taper Tops			
Style	Legs	Static	Mobile
Shield	3	LASSHIELD	LASSHIELDW
Taper	4	LASTAPER	LASTAPERW

LASSO SHIELD



Optional castors for easy manoeuvrability

► Flexible Layouts



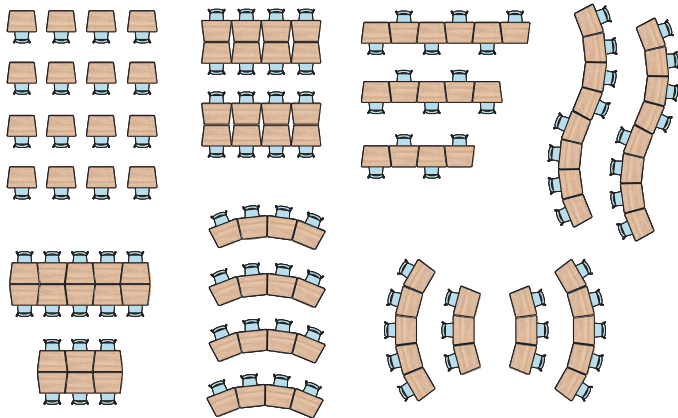
Table top colours:



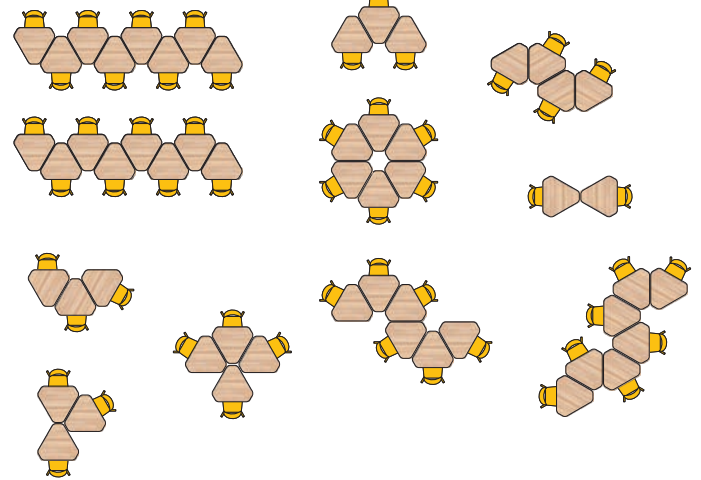
Frame colours:



Lasso Taper Layout Options



Lasso Shield Layout Options



► Acer Table Range

Many table settings are not adaptable to changing demands and educators are forced to work around their furniture's limitations.

It was this design flaw which inspired the innovation of our Acer Table Range. Facilitating vast permutations of table configurations in both individual and group-use contexts, our Acer Tables are perfect to liven up and improve the functionality of your space. The range includes fixed, mobile, height-adjustable and flipping frame systems, and modular top shapes that can evolve to include multiple users on demand.

The strength and flexible nature of our frame systems have enabled us to produce highly unique tables, to the extent that if you have a custom table shape in mind, we are confident our frame systems can bring your idea to life!

Check out the quality of our Acer Tables! They're flexible and strong, perfect for sustained use in any interior environment!

**ACER LEG
AVAILABLE
IN SILVER
OR BLACK
RIPPLE**



Push-Pin Height Adjustable

With high-strength 1.6mm gauge steel and a high tensile push-pin system, our legs allow 5 different table height options, without sacrificing product stability or integrity. The Acer leg has a 60mm diameter (far superior to similar products at 40mm) ensuring no movement or rattle.



Mobile Lockable Wheels

Standard with mobile, height adjustable and flipping frames, our mobile castors make reconfiguration a breeze - once you've found the perfect spot, simply lock the castors and you're set!



Optional Glides

Glides can be interchanged with castors. All height adjustable tables are available with four glides or as a combination of two glides and two castors.



Top Quality Laminates and ABS Edging

Our table tops come standard with quality laminate finishes and high-impact ABS edging, to ensure that your top withstands your day-to-day activities, with little sign of wear.



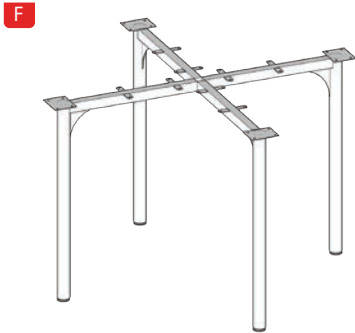
**Tested to
AS/NZS 4610.3
Education Tables**

**No Rattle,
Guaranteed**

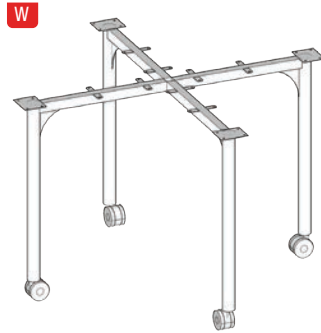


▶ Acer Table Range

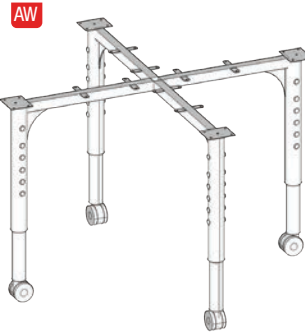
Available Table Frames: (Check specific products to see which frames apply)



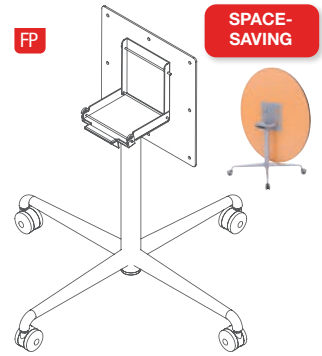
Fixed Height Leg
(with levelling feet) 720 mm high



Fixed Height Leg
(with lockable castors) 720 mm high



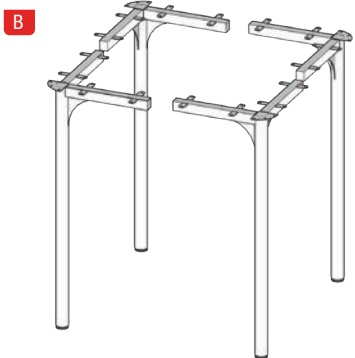
Height Adjustable Leg
(with lockable castors)
6 heights: 550 | 610 | 640 | 680 | 720 | 750 mm



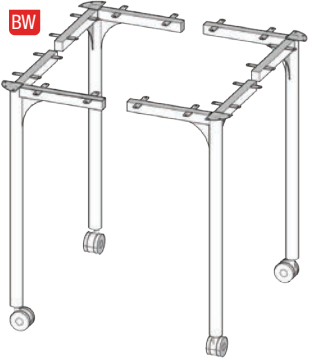
Flip Table for Easy Storage
(with lockable castors) 720 mm high

SPACE-SAVING

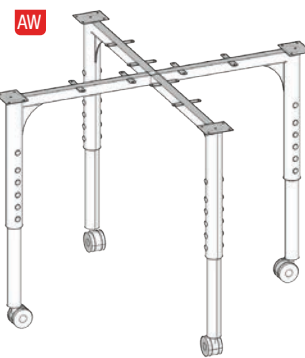
Available Bench Frames: (Check specific products to see which frames apply)



Fixed Height Leg
(with levelling feet) 900 mm high



Fixed Height Leg
(with lockable castors) 970 mm high



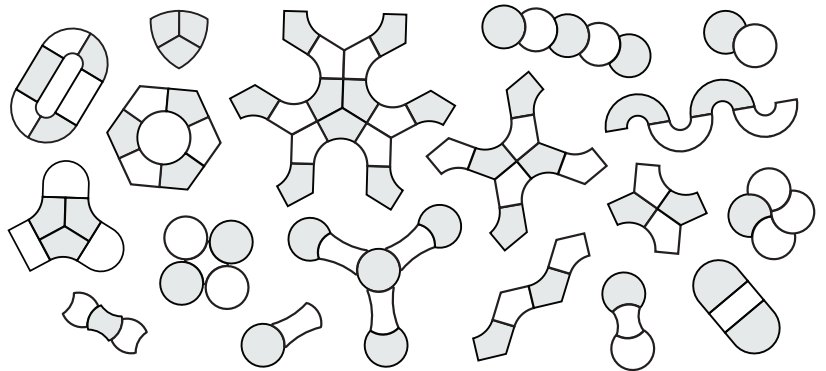
Fixed Height Adjustable Leg
(with lockable castors)
6 heights: 720 | 780 | 810 | 850 | 900 | 930 mm



Optional Bell Glides (ACBELLGLIDE)
Height adjustable tables are also available with 4 glides or in combination of 2 glides and 2 castors

COMPARE OUR TOP SIZES

Acer tables offer lower "cost per student"...
Acer 1200 mm diameter tables accommodate four students, other 900 mm diameter tables accommodate one student.



Standard Top Colours:

- Juicy
- Blue
- Oak
- Silver
- Erasable Surface



All Acer tops are 18mm thick MDF

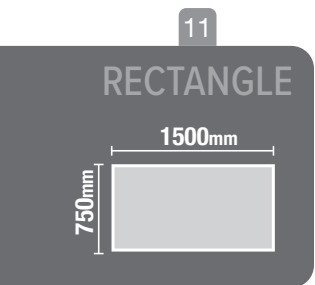
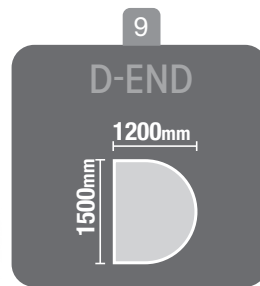
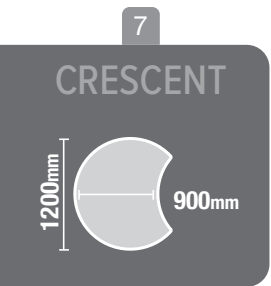
ACER

IDEAL FOR EDUCATIONAL USE

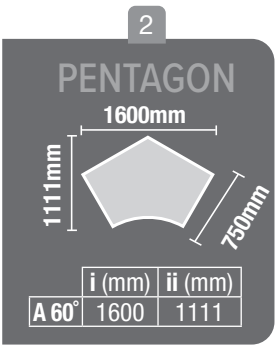
Top Shape	Fixed Height with Levelling Feet	Fixed Height with Castors	Height Adjustable with Castors	Bench Height with Levelling Feet	Bench Height with Castors	New Adjustable Bench Height with Castors	Flip Frame
	Code	Code	Code	Code	Code	Code	Code
1a Round	ACTROUND	ACTROUNDW	ACTROUNDW	ACTROUNDB	ACTROUNDBW	ACTROUNDBAW	ACFPROUND
1b Round WB	ACTROUND.WB	ACTROUNDW.WB	ACTROUNDW.WB	ACTROUNDB.WB	ACTROUNDBW.WB	ACTROUNDBAW.WB	ACFPROUND.WB
2a 60° Pentagon	ACTPENTA60	ACTPENTA60W	ACTPENTA60W	ACTPENTA60B	ACTPENTA60BW	ACTPENTA60BAW	ACFPENTA60
2b 45° Pentagon	ACTPENTA45	ACTPENTA45W	ACTPENTA45W	ACTPENTA45B	ACTPENTA45BW	ACTPENTA45BAW	ACFPENTA45
3 Fan	ACTFAN	ACTFANW	ACTFANW	ACTFANB	ACTFANBW	ACTFANBAW	ACFPFAN
4 Bone	ACTBONE	ACTBONEW	ACTBONEW	ACTBONEB	ACTBONEBW	ACTBONEBAW	ACFPBONE
5 Trinity	ACTTRI	ACTTRIW	ACTTRIW	ACTTRIB	ACTTRIBW	ACTTRIBAW	ACFPTRI
6 Star	ACTSTAR	ACTSTARW	ACTSTARW				ACFPSTAR
7a Crescent	ACTCRESC	ACTCRESCW	ACTCRESCW	ACTCRESCB	ACTCRESCBW	ACTCRESCBAW	ACFPCRESC
7b Crescent WB	ACTCRESC.WB	ACTCRESCW.WB	ACTCRESCW.WB	ACTCRESCB.WB	ACTCRESCBW.WB	ACTCRESCBAW.WB	ACFPCRESC.WB
8a Arc	ACTARC	ACTARCW	ACTARCW	ACTARCB	ACTARCBW	ACTARCBAW	
8b Arc WB	ACTARC.WB	ACTARCW.WB	ACTARCW.WB	ACTARCB.WB	ACTARCBW.WB	ACTARCBAW.WB	
9 D-End	ACTDEND	ACTDENDW	ACTDENDW	ACTDENDB	ACTDENDBW	ACTDENDBAW	
10 Quarter	ACTQUART	ACTQUARTW	ACTQUARTW	ACTQUARTB	ACTQUARTBW	ACTQUARTBAW	
11a Rectangle	ACT1575	ACT1575W	ACT1575W	ACT1575B	ACT1575BW	ACT1575BAW	
11b Rectangle WB	ACT1575.WB	ACT1575W.WB	ACT1575W.WB	ACT1575B.WB	ACT1575BW.WB	ACT1575BAW.WB	
12 Helix	ACTHELIX	ACTHELIXW	ACTHELIXW	ACTHELIXB	ACTHELIXBW	ACTHELIXBAW	ACFPHELIX
13 Axis	ACTAXIS	ACTAXISW	ACTAXISW	ACTAXISB	ACTAXISBW	ACTAXISBAW	ACFPAXIS

Optional Bell Glides (ACBELLGLIDE)

► Acer Table Range

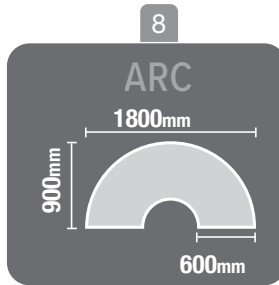
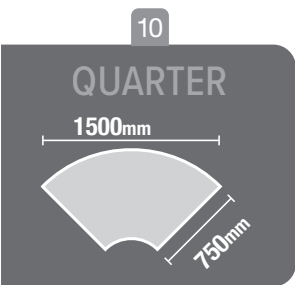
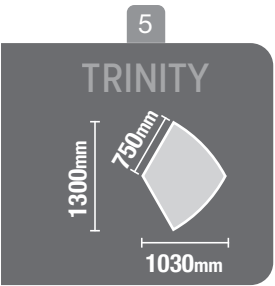
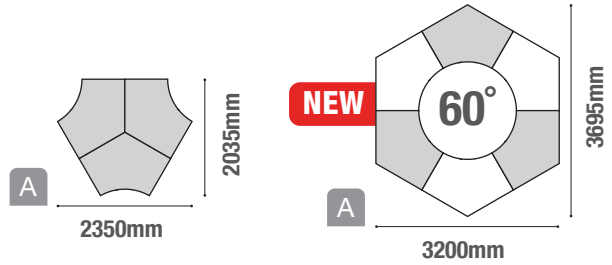


▶ Tested to AS/NZS 4610.3



Tested to AS/NZS 4610.3 Education Tables

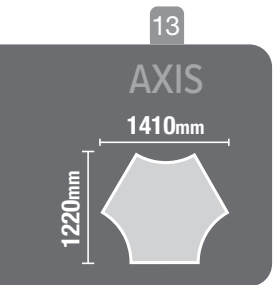


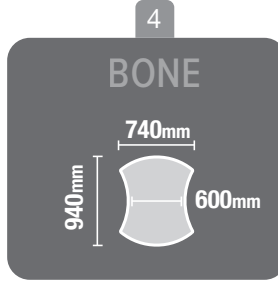
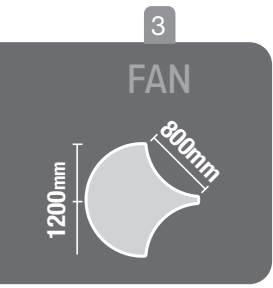
No Rattle, Guaranteed



“No rattle, guaranteed!”



► Acer Table Range



Tested to AS/NZS 4610.3 Education Tables

No Rattle, Guaranteed



▶ Tables

ECHO FLIP TABLE

- 650mm high version – ideal for primary school



Huge range of sizes & styles

Tops

.FXOK

.SB

.RC

.WH

Frames

.SV

.WH

.BK



- Adjustable length beam
- * Some colours avail. 1500 x 750 only

Table Height	Top Size	Code
725mm	1500 x 750mm	ECH1575
	1800 x 750mm	ECH1875
650mm	1500 x 750mm	ECH1575L
	1800 x 750mm	ECH1875L

ACER FLIP TABLE

ACFPROUND



Erasable surfaces now available 1200mm dia. only ACFPROUNDWB

.BL

.WH

.JU

.SV

.OAK*



ACER STUDY CARREL

ACCARREL



- 900W x 600Dmm x 500Hmm (side panels)
- Private study carrel
- Ideal for libraries



EXAMINER LECTURE DESK



Size	Code
675W x 525D	EXLEDK0705
1125W x 450D	EXLEDK1104
1350W x 525D	EXLEDK1305

- E0 laminated top
- Available in a Range of Colours
- 4 Legged fixed height frame
- Polished bullnose edge
- No drawer



QUADRIC FOLD-UP EXAM TABLE

QDFTB0805



- Trolley holds 16 tables QDFTBR16

- H730 x W800 x D550mm
- 18mm E-Zero top
- Folding frame



STAX EXAM TABLE

STAXTABLE/B



- H720 x W750 x D700mm
- 12mm MDF Top (E1) with heavy duty slimline rod frame
- Available in Diamonds top with Pearl Silver powdercoat frame or Oak top with black frame
- Stackable up to 25 high on a trolley



Stax Trolley STAXTROLLEY



LEXIE FOLDING EXAM TABLE

LEXFTB7505.GY



- 725H x 750W x 500D
- Lightweight and durable
- Foldable legs for easy storage
- Solid steel frame
- Tough ABS top with built in pencil tray

Lexie Trolley

- Fits up to 18 Lexie Folding Exam Tables

LEXFTBTR18



EXAMINER TRAPEZOID TABLE

EXTATRAP



- 1265W x 550D
- Diagonal width - 630mm
- Height options - 560, 625, 685, 725mm
- 18mm melamine top
- Powder coat steel frame

*2 Tables pictured

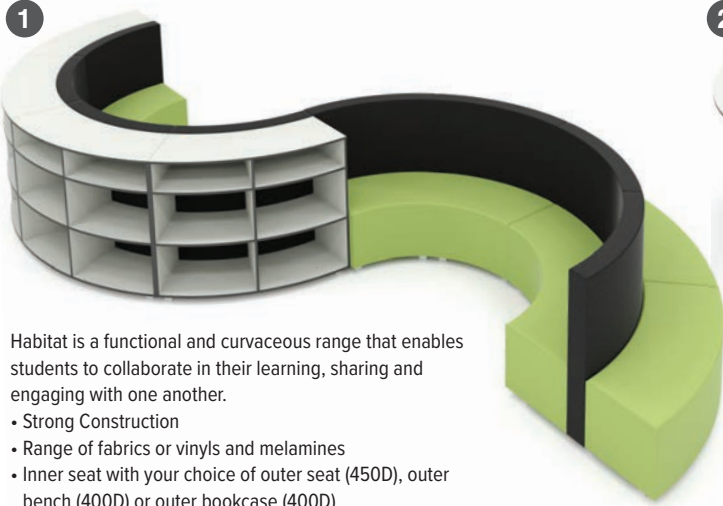
DESK BUGGY - GAS HEIGHT ADJUST

DKBUG01.WH



- Strong one piece cast base
- Sit to Stand adjustability
- Large twin wheel castors 2 of which are lockable
- Sealed gas cylinder
- Device storage slot, suitable for your Tablet or Phone
- Contoured top with round edging
- Easy one hand gas lift operation
- Splayed based to give you plenty of space for your feet.
- 10 year warranty
- Top Size: 715 x 475mm
- Height Range: 735-1050mm

► Habitat Range



Habitat is a functional and curvaceous range that enables students to collaborate in their learning, sharing and engaging with one another.

- Strong Construction
- Range of fabrics or vinyls and melamines
- Inner seat with your choice of outer seat (450D), outer bench (400D) or outer bookcase (400D)

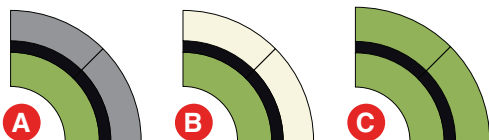


Shown in Green vinyl seat, Black vinyl back with Silver tops.

Ask our Education Specialist about the huge range of Habitat options and configurations



Curved Back to Back



Straight Back to Back



■ = Bench


■ = Bookcase

■ = Seat



Ref	Shape	Code	Size (mm)
A	Curve seat with bench	HABCVSEBE	W1718 x D1718
B	Curve seat with bookcase	HABCVSEBC	W1718 x D1718
C	Curve seat with seat	HABCVSESE	W1768 x D1768
D	Straight seat with bench	HABSTSEBE	W1200 x D1000
E	Straight seat with bookcase	HABSTSEBC	W1200 x D1000
F	Straight seat with seat	HABSTSESE	W1200 x D1050

Flexi version: HBxCVx/ HBxSTx

► Habitat Range

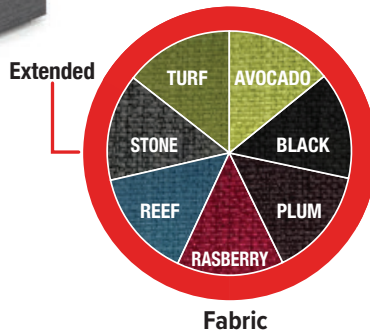


Shown in Stone fabric seat, Reef fabric back with Oak tops.



Ask about **Habitat Flexi**
Available with castors and new
low height bench (750mm H)

Ideal for Schools

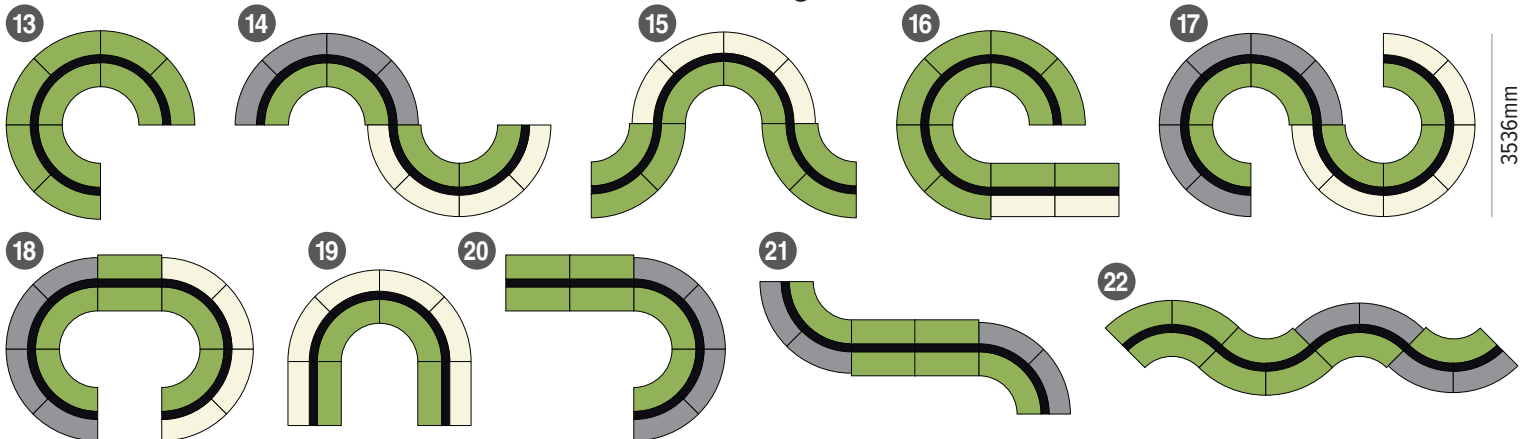


MANY
Colours
available
POA



Melamine

1000s of configurations



▶ Habitat Range



► Creative Seating

BEAN FREE CHILL-OUT CHAIRS



Size	Small 80cm x 80cm x 69cm H Suitable for Pre-school / Lower Primary	Medium 97cm x 91cm x 71cm H Suitable for Primary
Yellow	TCLLSY	TCLLMCY
Red	TCLLSR	TCLLMCR
Pink	TCLLSCP	TCLLMCP
Orange	TCLLSCO	TCLLMCO
Green	TCLLSCG	TCLLMCG
Blue	TCLLSCB	TCLLMCB

THERAPY PEANUT BALL

Builds strength, flexibility and balance with a positive vestibular input
Ridged surface provides extra grip
Pthalate and BPA free
80cm Long with 40cm diameter ball ends
TCPB



Chill Out Chair Colours

Yellow Red Pink Orange Green Blue

FLEXI DESK

Versatile work surface for writing or using laptops on the floor, in a chair, or outdoors.
Flexible solution for classrooms and home schooling
- students can take notes and work on the go.
Product Dimensions: 60L x 37W x 30Hcm
Polyurethane, only available in Blue.



CALMING CANOE

Provides the right amount of pressure to boost sensory integration skills and develop motor planning
Particularly appropriate for those with Sensory Processing Disorder (SPD)
Requires inflation
178cmL x 80cmW x 48cmH



ANYWHERE CHAIR

Each seat is 55.5cm (W)
Available in Red, Blue, Green, and Orange
TCSFC



SCOOP ROCKER CHAIRS

Weight per chair: 23kg
Each Seat: 39cm (L),
45cm (W), 36cm (H).

Set of 4
TCPSR4



LAP TRAY TABLE

- Pack of 4**
- H200 x W580 x D300mm
 - Sturdy and easy to clean
 - Storage compartments
 - Stackable
 - Choose set of 4 in one colour (Red, Primary Blue or Lime Green), Bright Mix (Purple, Red, Lime Green, Primary Blue) or Pastel Mix (Teal, Magenta, Lime Green, Light Blue)



KNOLL OTTOMAN

The "Knoll" brings the outdoors in. It's soft yet tough exterior, this series allows for creativity in your small break-out spaces (for indoor use only).

- Full foam on 18mm plywood base with 35mm glides
- Quality comfy synthetic grass



Large KNOLL1200
1200mm dia. x 600H

Medium KNOLL900
900mm dia. x 450H

Small KNOLL600
600mm dia. x 300H



FOAMY RANGE - BEAN FREE BAGS

Filled with comfort foam. A unique custom blend of high quality foams. This unique filling outperforms regular polystyrene beanbags in terms of comfort and durability, but most importantly, the filling is safe for children.
• Anti-bacterial • Anti-microbial • Fully assembled



Chair Bag FOAMYCB01
• 900W x 600D x 700H



Tear Drop FOAMYTD01
• 750W x 750D



Crash Pad FOAMYCP01
• 1300W x 1700D

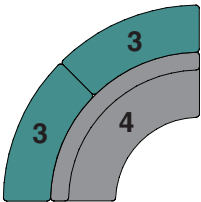
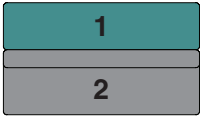


Party Pod FOAMYPDB01
• 1800W x 1200D

► Rainbow Modular Soft-Seating



Shown in Warwick Dolly fabric (Citron & Mink) (\$POA)



- Smart design – 4 simple pieces
- Solid ply construction
- Heavy duty locking castors
- Easily reconfigured
- Priced in Category 1 fabric
- 100s of fabric options (\$POA)
- Seat height 450 mm | back height 750 mm

Shape	Code	Size (mm)
1 - Straight no back	RAIN1SNB	W1872 x D450
2 - Straight with back	RAIN2SWB	W1872 x D620
3 - Curve no back	RAIN3CNB	W1431 x D450
4 - Curve with back	RAIN4CWB	W2008 x D620



A 3pce – 1870W x 1870D



B 2pce – 1872W x 1070D



C 5 pce - 3743W x 1870D



D 9 pce - 6434W x 1850D



E 10 pce - 3742W x 3744D



F 14 pce - 5614W x 3744D



G 11pce - 3742W x 3744D

MANY Colours available
POA

See page 51



► Rainbow Modular Soft-Seating



► PODZ Ottomans

Does your space require furniture that can endure use by large volumes of people, and stand the test of time? Do you want something new and funky to inspire learning, whilst complying with OH&S standards? We've got you covered!


Usually it's hard to find affordable innovative furniture with commercial-grade construction, but it just so happens that all of our Modular Furniture Range answers to the requirements for high-demand work spaces - **in fact we believe we have the strongest modular ottomans available on the market.** Innovation and quality, we feel, is the most important criteria a furniture item should aspire to. And this is reflected in our products, whereby all of our Modular Furniture Range has been over-engineered to ensure customer comfort and satisfaction.

So just how good is our product quality? Well, just have a look at what goes on inside one of our Round Ottomans!



Heavy-duty MDF Internals

The internal construction of our ottomans consists of heavy-duty "E0" MDF panels to eliminate any chances of structural failure, for assured safety during use.



Smooth Finish

The "E0" MDF internal is reinforced around the sides, promoting a smooth consistent finish that is hard to damage.



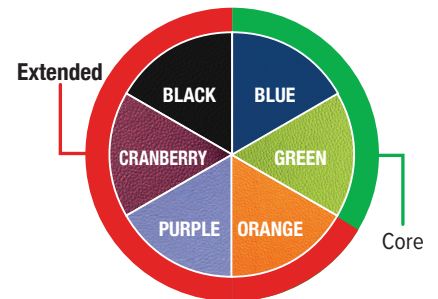
High-grade Vinyl & Foam

All internals are encapsulated within a foam sleeve covering both the seat surface and sides. This is then complemented by vibrant commercial vinyl with reinforced double stitching.

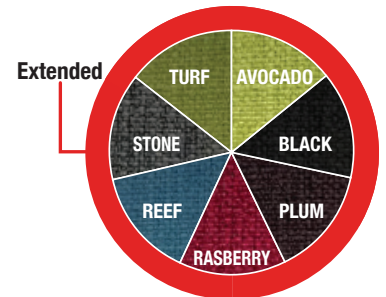


Chrome Ball Castors

Finally, all of our Modular Ottoman products come standard with our state-of-the-art chrome castors, answering to OH&S requirements for easy relocation, whilst delivering on looks.



Vinyl
Available colours



Fabric
Available colours

All PODZ ottomans are 460 mm high

Lilypads	Flowers	Cubee	Rondo	Geo	Centric
A	B	C	D	E	F

▶ PODZ Ottomans



MANY
Colours
available
POA

LILYPAD PACKAGE



COMPARE
Largest on the market!
610mm dia x 90mm
thick cushion

- Heavy duty lockable castors
- 1120 mm high (trolley holds 11)

SOLD SEPARATELY

Lilypad

PDLPCENT

Trolley

PDLPTROLLEY

FLOWER PACKAGE

5 Petals with Centre

Mix & match colours

**5 HEAVY DUTY
CASTORS
PER PIECE**

- 460 mm high
- 2 stocked vinyl colours: Blue and Green
- Also available in 7 commercial fabrics
- Double stitched top quality vinyl



► Brissie Ottomans

FOAMY FLIP OTTOMAN



- Low FOAMFLIP350
450W x 400D x 350H
- High FOAMFLIP450
450W x 400D x 450H
- Full high density foam block



See page 51

BRISSIE SEMI CIRCLE OTTOMAN



- Box construction with 80mm and 35mm glides
- Small Low BRISSEM0945
450H x 900mm dia.
- Small High BRISSEM0960
600H x 900mm dia.
- Large Low BRISSEM1245
450H x 1200mm dia.
- Large High BRISSEM12960
600H x 1200mm dia.



See page 51

FOAMY SEATPADS & CADDY



- Pads FOAMSP45/60
- 450dia. x 50mm thick
- 600dia. x 90mm thick
- High density foam
- Caddy FOAMSPCAD450/600
- 650W holds 12 x 450dia seatpads
- 1010W holds 12 x 600dia seatpads



See page 51


FOAMY NINJA BLOCKS

Students can let their imagination run wild creating their own environment. Use as seats, work surfaces or as building blocks.

- Full high density foam block
- Very versatile
- Minimum 6 blocks per purchase
- Available in many vinyl colours and fabrics available
- Small: 150H x 300D x 600Lmm NINJA06
- Large: 150H x 300D x 1200Lmm NINJA12



See page 51



FOAMY TILT-TOP OTTOMAN

FOAMTILT450



- Sloped top (10 degrees)
- Allows students a more comfortable position whilst maintaining correct posture
- 450W x 450D x 450H
- 10% Angle on top
- Full high density foam block



See page 51

BURRA OTTOMAN

- Rectangular size options:
900W x 450H mm BUR9045
1350W x 450H mm BUR1350



- Square size options:
450W x 450H mm BUR4545
600W x 600H mm BUR6060
- Box construction, high density foam



See page 51

PUZZLE OTTOMAN



PUZZ01

- Easily build your own puzzle ottoman by placing pieces together in various ways to suit your unique space.
- Size: 450H x 820W x 580D mm
- Available in easy to clean vinyl in Blue, Green, Red and Yellow



▶ Brissie Ottomans

SIT DRUM OTTOMAN

BRIS450RD



- 450H x 450mm dia.
- Full foam on 18mm plywood base with 35mm glides



See page 51

STAY CUBE OTTOMAN

BRIS450SQ



- 450H x 450W x 450D
- Full foam on 18mm plywood base with 35mm glides



See page 51

CLOVER OTTOMAN

BRISCLOVER



- 450H x 850mm dia.
- Box construction, high density foam



See page 51

PAC OTTOMAN

BRISCLOVER



- 450H x 700mm dia.
- Full foam on 18mm plywood base with 35mm glides



See page 51

PIE OTTOMAN

BRISPIE



- 450H x 485mm rad.
- Box construction, high density foam
- Table separate \$POA



See page 51

TRIANGLE OTTOMAN

BRISTRIG00



- 450H x 600W x 600D
- Full foam on 18mm plywood base with 35mm glides



See page 51

WAVE OTTOMAN

BRISWAVE



- 450H x 1500W x 600D
- Box construction, high density foam



See page 51

BOX OTTOMAN



- Box construction, high density foam

Size	Code
1200W x 450D x 450H	BRIS1245
600W x 600D x 450H	BRIS0660
1500W x 600D x 450H	BRIS1560
1800W x 600D x 450H	BRIS1860
2100W x 600D x 450H	BRIS2160
1800W x 750D x 450H	BRIS1875



See page 51

ROUND OTTOMAN



- Box construction, high density foam



See page 51

Size	Code
450H x 600mm dia.	BRIS600RD
450H x 900mm dia.	BRIS900RD

ROBOT OTTOMAN



- Box construction, high density foam



See page 51

Size	Code
450H x 500mm dia.	BRISRBT500
450H x 750mm dia.	BRISRBT750
450H x 900mm dia.	BRISRBT900

QUARTER OTTOMAN



- Box construction, high density foam



See page 51

Size	Code
1800W x 450D x 450 dia.	BRISQTR450
2400W x 600D x 450 dia.	BRISQTR600

PEBBLE OTTOMAN




- Full foam on 18mm plywood base with 35mm glides



See page 51

Size	Code
450H x 450mm dia.	BRISPEB450
450H x 600mm dia.	BRISPEB600
450H x 900mm dia.	BRISPEB900
450H x 1200mm dia.	BRISPEB1200

► Pick 'n' Go Modular Lounge




6 pieces equals semi circle
 • 3600mm outer dia.
 • 2300mm inner dia.
 • 60 degree segments
 Dimensions based on lounge with backs
 Layout service available

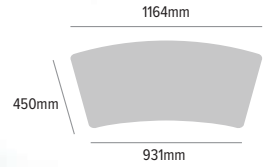
MANY Colours available
 POA



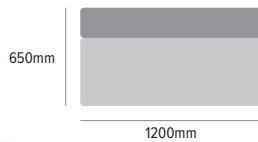
See page 51



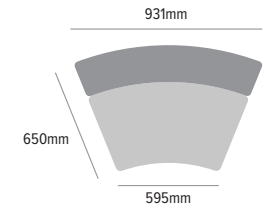
Straight No Back PNG3SNB
 • 1200W x 450D x 450Hmm



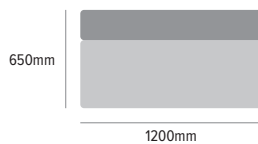
Curved No Back PNG6CNB
 • 1164/931W x 450Hmm



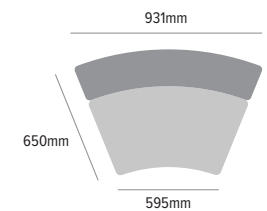
Straight Low Back PNG2SLB
 • 1200W x 650D x 720Hmm
 • Seat height 450mm



Curved Low Back PNG5CLB
 • 931/595W x 720Hmm
 • Seat height 450mm



Straight High Back PNG1SHB
 • 1200W x 650D x 900Hmm
 • Seat height 450mm



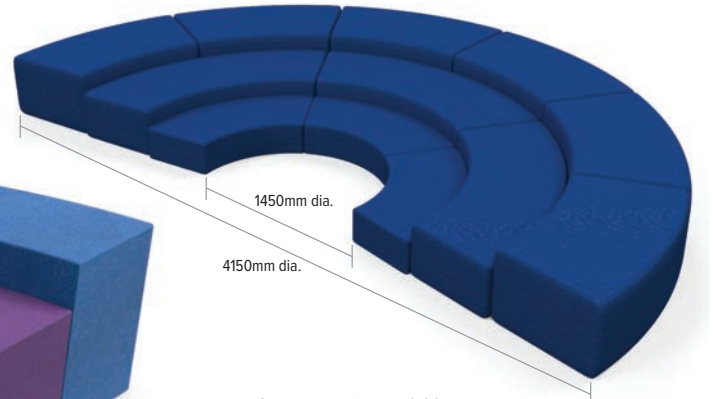
Curved High Back PNG4CHB
 • 931/595W x 900Hmm
 • Seat height 450mm

► In The Round

IN THE ROUND

Twist...Curve...Shape.


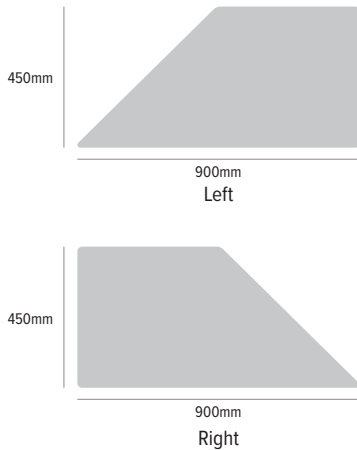
With "In the Round" you can create a multitude of configurations. Perfect for libraries and collaboration spaces. Popular settings include C-shape and snake shape.



- Layout service available
- Box construction with 80mm and 35mm glides
- Inner High - 600H x 450D ITRINHIG01 (not pictured)
- Inner Low - 300H x 450D ITRINLOW01
- Middle - 450H x 450D ITRMIDMED01
- Outer High - 600H x 450D (Set of 2) ITROUTHIG02
- Outer Low - 300H x 450D (Set of 2) ITROUTLOW02 (not pictured)

TRAPEZOID OTTOMAN

TRAP900L/R



- 900W x 450D x 450H
- Designed to enable straight line and zig-zag configurations
- Full foam on 18mm plywood base with 35mm glides

Vinyl Upholstery

Warwick Lustrell Charisma Visit: <https://www.warwick.com.au/collections/lustrell-charisma-2/>



Fabric Upholstery

Warwick Ashcroft Encore Visit: <https://www.warwick.com.au/products/ashcroft-encore/>



*Colours are indicative only.



► Sunrise Lounge System



Express your creativity

Customise your Sunrise space to reflect your imagination. The creative options are endless.

Free and flowing

The open, unrestricted design of Sunrise allows you to relax in optimum comfort.

Firm comfort

With large seats and back cushions, timber legs and a steel frame, Sunrise is both comfortable and durable.



Linear – extend at will

The modules allow you to design the ideal lounge configuration to suit your requirements.


Flax Fabric Colours



Charcoal Denim Blue Teal



Lilac Coffee Light Grey



Mid Grey Beige Red



Orange Yellow Avocado

Quilted Fabric Colours (Screens)



Teal Orange Storm Grey



Yellow Denim Blue

Seat	No Arms - 750H x 750D		With Arms - 750H x 750D		Bench - 420H x 750D		Booth - 1400H x 750D	
	Length mm	Code	Length mm	Code	Length mm	Code	Length mm	Code
1	650	SRISE01L	890	SRISE01LA	650	SRISE01B	710	SRISE01LB
2	1300	SRISE02L	1540	SRISE02LA	1300	SRISE02B	1360	SRISE02LB
3	1950	SRISE03L	2190	SRISE03LA	1950	SRISE03B	2010	SRISE03LB



SRISE015LBT



SRISE02LB

The beauty is in the detail

The unique Sunrise thread decoration brings spirit to the whole design.

The insertable and moveable shared armrest enables arm support wherever you sit.

Topped off with timber legs and a coffee table, the Sunrise style exudes quality.




Low-line Coffee Table
640W x 640D x 270Hmm

SRISECT0606



Optional Dual USB Port


► Benchmark Lounge System



Easily combines to form a myriad of shapes



Seat	Type	Height mm	Depth mm	Length mm	Code
1	Bench	420	775	760	BMARK01B
1	Lounge	715	775	760	BMARK01L
2	Lounge	715	775	1350	BMARK02L
3	Lounge	715	775	2060	BMARK03L



► Fonzetta, Lion & Tasmania Lounges



FONZETTA MOBILE BENCH SEAT

FONZ02

- Dimensions: H1100 x W1520 x D600mm
- Seat height: 450mm
- Standard with E-Zero, Silver Haze melamine carcass, upholstered in Warwick Rave
- Other fabrics available (\$POA)
- 6 lockable castors
- Inset – 1500 x 750mm Luna table (dual base) TPR1575.XX + 2 X LUNA72.CR



ADVANCED TESTED & CERTIFIED



MANY Colours available POA

See page 51



LION LOUNGE CHAIR

LION01



- 850H x 570W x 850Dmm
- Priced in Rave fabric or Lustrell vinyl
- Other fabrics available (\$POA)



MANY Colours available POA

See page 51



TASMANIA LOUNGES

TASMXX



- Dunlop seat foam
- No springs – black seat webbing (10 year commercial warranty)
- Strong timber frame
- Matte black Borsari legs (170mmH)
- Available in single, double or triple seater

Code	Description	Size
TASM01	Tasmania Lounge Single Seater	550W X 800D X 800H (SEAT 480H)
TASM01A	Tasmania Lounge Single Seater w/Arms	790W X 800D X 800H (SEAT 480H)
TASM02	Tasmania Lounge 2 Seater	1100W X 800D X 800H (SEAT 480H)
TASM02A	Tasmania Lounge 2 Seater w/Arms	1340W X 800D X 800H (SEAT 480H)
TASM025	Tasmania Lounge 2.5 Seater	1570W X 800D X 800H (SEAT 480H)
TASM025A	Tasmania Lounge 2.5 Seater w/Arms	11810W X 800D X 800H (SEAT 480H)
TASM03	Tasmania Lounge 3 Seater	1650W X 800D X 800H (SEAT 480H)
TASM03A	Tasmania Lounge 3 Seater w/Arms	1890W X 800D X 800H (SEAT 480H)

► Flight & Wing



Flight Lounge

With acoustic qualities, these high back lounges are perfect for any breakout area where privacy is a must. Used for meeting or quiet time. Australian made with high density foams.

Seat	Size (mm)	Flight Code	Wing Code
1	900W x 750D x 1350H	FLIGH01	WING01
2	1500W x 750D x 1350H	FLIGH02	WING02
3	2000W x 750D x 1350H	FLIGH03	WING03



See page 51

► The "Q" & Chai Lounges



Chai
• Rounded design



The "Q"
• Square design
No Arms



The "Q"
• Square design
With Arms

Add an aesthetic touch to your office waiting room with this contemporary lounge range. 100% Australian made, locally sourced Australian timbers accompanied with Australian high quality foams.

Seat	No Arms – H840 x D700 mm			With Arms – H860 x D750 mm		
	Length (mm)	The Q Code	Chai Code	Length (mm)	The Q Code	Chai Code
1	560	THEQ01	CHAI01	730	THEQ01A	CHAI01A
2	1070	THEQ02	CHAI02	1320	THEQ02A	CHAI02A
3	1515	THEQ03	CHAI03	1750	THEQ03A*	CHAI03A*



See page 51



► Moto Range

FOCUS



DEMONSTRATE



▶ Activity Based Learning Spaces

REFLECT



MOTO RANGE

21st century pedagogy is driven by positive teacher/student relationships. Paramount is the focus on individual student needs within conducive and inspiring environments.

By adopting Empire's flexible furniture solutions, you don't need to build a new building to reshape your learning environment. Empire's furniture is specifically designed to ensure learners remain engaged across the all learning modes.

We create spaces to collaborate, to demonstrate, to experiment, to focus, to reflect and to communicate.

MOTO FELT

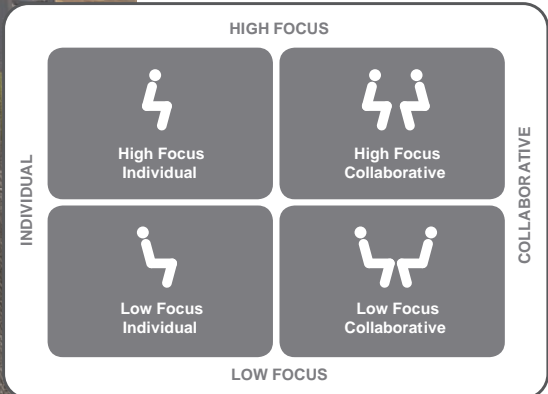
Available in 10 colours our Moto Felt is designed for heavy commercial use (100,000+ martindale rubs) and provides excellent sound absorption.



Ash Grey Stone Grey Charcoal Grey Deep Blue Ice Blue



Emerald Green Bumblebee Yellow Avocado Green Sunset Orange Chilli Red




Ref	Name	Code
A	Moto Zip	MZIPx
B	Moto Zip	MZIPx
C	Moto Zip	MZIPx
D	Moto Loop	MLPCx
E	Moto Shell	MSHELx
F	Moto Wave	MWAVx
G	Moto Grandstand	MGRANDx
H	Moto Round	MOSTOOL
I	Moto Loop Straight	MLPS7B
J	Moto Loop 60° Curved	MLPC60BO
K	Moto Arc	MARCx

► Konfurb Collection

• EightBy4 Series



• EightBy4 Series



• Fly Series



SEE THE FULL RANGE
IN OUR 32 PAGE
KONFURB
CATALOGUE AT
empirefurniture.com.au



SCAN HERE TO VIEW
THE CATALOGUE

Create your space with Konfurb

Empire Office Furniture is a proud distributor of the Konfurb range.

Inspired by the best of international design, Konfurb brings style, quality, ergonomics and sustainability into a comprehensive range of commercial seating for a wide variety of applications.

With a focus on the commercial fit out market, we have the expertise to advise on the very best solutions to meet your requirements.



• Star Series



• Stem Series



• Block Series

► Create your space



• Star Series



• Star Series



• Stem Series



• Star Series



• Link Table

Steamroller Mobile Maker Range

STEM | STEAM | MAKER SPACES



Introducing the "Steamroller" Mobile Maker Table specifically designed by Empire to cater for STEM and STEAM based learning.

Our unique tables come in a wide range of options

- Unique writable erasable surface
- 1800 x 1200mm top
- Choice of lockable castors or glides
- Fixed or adjustable height to suit all ages
- Handy combined tote storage

No longer do you need to have separate storage, simply select the table with the Storewell Storage.

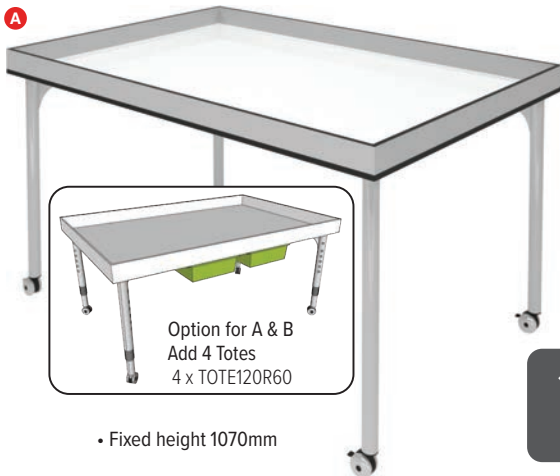
"Steamroller" tables come with a Erasable surface and 80mm raised edge creating a contained work area.

If you are looking for a Maker, Stem or Steam centre for robotics, Lego, collaborative or group work, the "Steamroller" Table is for you.



STEAMROLLER BENCH HEIGHT

SRBE1812W



Option for A & B
Add 4 Totes
4 x TOTE120R60

- Fixed height 1070mm

STEAMROLLER HEIGHT ADJUSTABLE

SRTA1812AW

Suits prep to grade 12



- Adjustable height range 550/610/680/720/750mm

1800 x 1200 writable erasable surface

STEAMROLLER WITH 15 TOTES

SRBE1812T15



- Fixed height 1040mm
- Includes:**
- Stores 15 totes
- Does not include tote trays
- Optional totes

STEAMROLLER WITH 30 TOTES

SRBE1812T30



- Fixed height 1040mm
- Includes:**
- Stores 30 totes
- Does not include tote trays
- Optional totes

Benches & Tables

Citi & AXIOM BENCHES

- Range of sizes
- Lengths: (CT) 1200, 1500, 1800mm (AX) 2400, 3000, 3600mm
- Depths: (CT) 600, 750, 900 (AX) 1200mm
- Central foot rail 350mm above floor
- Double frames available for long benches (AXBL)
- Many options available
- 50 x 50mm solid steel construction

Tops

- S.FXOK**
- C.SB**
- C.RC**
- C.WH**

Frames

- .WH**
- .BK**

Citi 50/50 Bench	1050 High	900 High
Top size	Code	Code
1200 x 600	CT5BEx1260	CT5BExM1260
1500 x 750	CT5BEx1575	CT5BExM1575
1800 x 750	CT5BEx1875	CT5BExM1875
1800 x 900	CT5BEx1890	CT5BExM1890

MANY Colours available POA



MOBILE BENCH



- Optional locking castors CT5BExMxx

TRESTLE HIGH BENCH

Code	Top Size
TRBL1890	1800 x 900
TRBL2190	2100 x 900
TRBL3690	3600 x 900
TRBL4290	4200 x 900

Trestle Bench

- 1050m High
- White or Black 50x50mm frame
- 50x25mm rails
- Central foot rail 350mm above floor

MANY Colours available POA



4 LEG TABLES

TIMMY STEEL-FRAME TABLES & BENCHES

Choose the size that suits your needs! Best prices!



ALSO AVAILABLE
"Tested and Certified" model
Emmy Steel frame table
EMSFXXX \$POA



BENCHES



FOLDING TABLES

Available in Black or Silver Frames

Frames

- .SV**
- .BK**

Size	A 4 Leg (Black) (735mm H)	B Benches (1,025mm H)	C Folding (Silver) (735mm H)
900 x 600	TISF0960.xx	TISFH0960.xx	—
1200x600	TISF1260.xx	TISFH1260.xx	—
1500x750	TISF1575.xx	TISFH1575.xx	SHFT1575.xx
1500x750 Whiteboard	TISF1575.WB	TISFH1575.WB	—
1800x750	TISF1875.xx	TISFH1875.xx	SHFT1875.xx
1800x900	TISF1890.xx	—	SHFT1890.xx

QUICK SHIP COLOURS

- .FXOK** • Priced in Select Beech, Red Cherry, Natural Oak or White Tops
- .SB** • Many sizes & colours available \$POA
- .RC** • 40mm sturdy steel tube with 25mm Top
- .WH** • Adjustable feet



TIMMY TABLES - 19 colours & many sizes available \$POA			
1. 600 x 600	6. 1200 x 600	11. 1500 x 750	16. 1800 x 900
2. 600 x 750	7. 1200 x 750	12. 1500 x 900	17. 1800 x 1200
3. 900 x 600	8. 1200 x 900	13. 1500 x 1200	18. 2100 x 600
4. 900 x 750	9. 1200 x 1200	14. 1800 x 600	19. 2100 x 750
5. 900 x 900	10. 1500 x 600	15. 1800 x 750	20. 2100 x 900
LENGTHS: 600/900/1200/1500/1800/2100MM			21. 2100 x 1200
WIDTHS: 600/750/900/1200MM		HEIGHTS: 735/1025MM	

Satellite Teacher's Caddy



Erasable surface

SATELLITE TEACHERS CADDY

- Size:
 - No top - 490W x 505D x 1070Hmm
 - With top - 900W x 550D x 1088Hmm
- With slide out worktray
- Routed or slimline handles
- Heavy duty locking castors
- Gang lock (all locking drawers)
- 3 configurations available:
 - A - Open shelves
 - B - 2 drawer + cupboard
 - C - 2 standard drawer + 2 file drawers

Many other laminate colours available
See all Page 92



A OPEN SHELF

Open
SATE020.LT

Open with top
SATE020.LT

B 2 DRAWER + CUPBOARD

With routed handles
SATE03S.LT

With slimline handles
SATE03H.LT

With top & routed handles
SATE03TS.LT

With top & slimline handles
SATE03TH.LT

C 2 DRAWER + 2 FILE

With routed handles
SATE04S.LT

With slimline handles
SATE04H.LT

With top & routed handles
SATE04TS.LT

With top & slimline handles
SATE04TH.SV

Teaching Aids

DYNAMIC FLIP TABLE

DYTFLLPDD



- Height Adjustable
- Height ranges: 675/715/745mm
- Mobile
- Top size: W600 x D500mm (Silver)



PEBBLE SIDE TABLE

PEBB400



- 400/350W x 400D x 650H
- Solid steel design with heavy base for stability
- Available in Black or White



FUSION MOBILE LEARNING CENTRE

FUSIONSTD

- Heavy duty locking castors
- Includes magnetic whiteboard
- Includes rear storage
- Strong paper holder
- H1560 x W830 x D450mm
- *Tote boxes extra TOTE120

NEW-MATIC GAS LIFT LECTERN

NMTA650



Gas Lift!

- New design with easy lift capacity
- Table top section is 650 x 400mm
- Height adjustable from 750–1120mm
- Powder coated satin silver steel stand with 40mm lockable castors



NEW-MATIC GAS LIFT BREAKROOM TABLE

NMMT800



- Unique patented pneumatic air lift mechanism
- Table top 800mm in 18mm white E1 melamine
- Height adjustable 688–1058mm
- 40mm lockable castors with powder coated ivory steel stand

HUBBLE MOBILE WHITEBOARD



TRHUB1808

- 1800H x 840W x 374D
- Magnetic boards
- 4 x Large, easy glide castors, 2 are lockable
- Easy to pull handle on either end
- 1 x fixed shelf, 2 x adjustable on each end

CEO LECTERN

CEOL01



- Extra Shelf
- LED Lamp (Batteries Inc)
- Locking Castors



“XO” MOBILE RESOURCE CENTRE

XORESC01



- Steel handle
- H1000 x W598 x D450mm
- Lockable single drawer and door



ATOM HEIGHT ADJUSTABLE TROLLEYS



ATOM02.BK



ATOM03.BCH



GLA Dividers

BLOK SCREENS



1500H x 1500W BLOK1515
 1500H x 1800W BLOK1518
 1800H x 1500W BLOK1815
 1800H x 1800W BLOK1818

- 50mm thick
- Pinnable surface



CITI FREE STANDING PANEL SCREEN



• Charcoal fabric/White melamine

1200H		1500H	
750W	CTFS1275.CH	750W	CTFS1575.CH
1200W	CTFS1212.CH	1200W	CTFS1512.CH
1500W	CTFS1215.CH	1500W	CTFS1515.CH
1800W	CTFS1218.CH	1800W	CTFS1518.CH

E-Z MOBILE DIVIDING SCREEN - HALF GLASS

EZMLSxx



- Wave or Straight Top
- Pinable/Velco Surface
- Solid panel - half glazed window
- Mobile Castors
- Many sizes and screen colours available

E-Z MOBILE DIVIDING SCREEN

EZMLSxx



- Wave or Straight Top
- Pinable/Velco Surface
- Solid Panel
- Mobile Castors
- Many sizes and screen colours available

GREAT DIVIDER



Great Dividers are a brand new rolling wall system for flexibly dividing space and providing effective visual and acoustic barriers. While providing excellent space division, when not being used they simply fold up and roll away in seconds into a compact and storable unit. Great Dividers are a completely modular system allowing you to add panels to create the length of divide you need, up to 7.5 metres long. For even longer configurations units can be ganged together.

- Dividers come in two heights: 1820mm high (6 foot) or 2438mm high (8 foot)
- Wall panels available in Blue fabric or a pair of dry-erase whiteboard
- Fabric panels are pinnable with a soft substrate, which also aids sound attenuation

A Great Divider Starter Set - complete and ready to use or ready to be added to add-on panels

- 3 wall panels (2 x 850mm & 1 x 820mm wide)
- 2 perpendicular end panels (700mm wide)
- End panels include locking casters for added stability



A GREAT DIVIDER STARTER 1800
 GRDSTART18.BL
 GREAT DIVIDER STARTER 2400
 GRDSTART24.BL



B GREAT DIVIDER ADD-ON 1800
 GRDADDON18.BL
 GREAT DIVIDER ADD-ON 2400
 GRDADDON24.BL



C GREAT DIVIDER ADD-ON WHITEBOARD 1800
 GRDADDON18.WB
 GREAT DIVIDER ADD-ON WHITEBOARD 2400
 GRDADDON24.WB

B Great Divider Add-on Panel

- Come in hinged pairs with each panel measuring 820mm wide
- 2 heights: 1820mm high (6 foot) or 2438mm high (8 foot)
- Optional dry-erase whiteboard features a high pressure laminate dryerase surface that provides smooth writability, easy erasability and exceptional durability

- Up to 3 pairs of Add-on panels can be joined to each Starter Set to create large-format flexible walls, up to 7.5m long
- Longer configurations units can be ganged together - please enquire

Examiner Trolley Range



PUZZLE & BOOK MOBILE BOOKCASE

EXBCMOB

- 1200W x 450D x 1000H



MOBILE ART DRYING TROLLEY

EXTRDRY

- Heavy duty lockable castors
- 14 drying shelves
- Powdercoated steel frame
- H1200 x W800 x D600mm



BOOK DISPLAY SPINNER

BOOKDISSPIN

- Free standing -580W x 580D x 1610Hmm
- Clear perspex dividers



TV/VIDEO

EXTRTV

- Black frame
- H1220 x W850 x D600mm
- 18mm E-Zero melamine shelves
- Heavy duty castors



MOBILE ART

EXTRART

- Powdercoated steel frame
- H975 x W720 x D485mm
- 4 shelves • Includes 6 totes
- Heavy duty lockable castors



GENERAL PURPOSE

EXTR3T

- Three powdercoated shelves
- H840 x W590 x D540mm
- Heavy duty lockable castors with corner buffers



BOOK TROLLEY

EXTRLIB

- Locally manufactured
- H950 x W810 x D475mm
- Available in a range of colours
- 3 tiers • 2 double-sided shelves
- Heavy duty castors



LABORATORY

EXTRLAB

- Two powdercoated shelves
- H820 x W810 x D470mm
- Heavy duty lockable castors with corner buffers



MOBILE TRAY STORAGE

EXTRTOTE12

- Powdercoated tubular steel frame
- H870 x W820 x D575mm
- Heavy duty castors
- Holds 12 SF120 trays (not included)
- Tote size H90 x W530 x D450mm

► Storewell Storage

STOREWELL BENCH SEATS



STSEATTR04+8TOTES




STSEATTR04C+4TOTES



STSEATTR02+4TOTES



STSEATTR03+6TOTES



STSEATTR030+4TOTES

Standard Features

- H465 x D450 mm
- Silver E-Zero melamine body.
- Many fabrics and vinyls to choose from
- Heavy duty ball-bearing, lockable castors, with rubber wheels
- Double sided version (W1680 X D900 mm) also available

MANY Colours available
POA

See page 51

Book Storage

STOREWELL BAG STORAGE

Core	Extended			



2 High x 4 Wide
H1060 x W1600 x D500 mm
STBAG8+8TOTES

2 High x 2 Wide
H1060 x W805 x D500 mm
STBAG4+4TOTES



2 High x 2 Wide
H1060 x W805 x D500 mm
2 totes + 2 doors
EDU99

• Heavy duty ball-bearing, lockable castors with rubber wheels • Mix and match Classic or Maxi totes



► Storewell Storage

STOREWELL TOTE TROLLEY



Double
H920 x W820 x D460 mm
STCTOTR10+TOTES



Triple
H920 x W1250 x D460 mm
STCTOTR15+TOTES

• Heavy duty locking castors • E-Zero MDF carcass (Silver) • Mix and match Classic or Maxi totes

TOTE OPTIONS

White
TOTE120.WH

Charcoal
TOTE120.CH

Orange
TOTE120.OR

Light Green
TOTE120.GNLT

Cranberry
TOTE120.BUR

Purple
TOTE120.PU

Classic Totes
420W x 365D x 120H



Maxi Totes
420W x 365D x 220H



TOTE220.WH

TOTE220.CH
(Stocked)

TOTE220.OR

TOTE220.GNLT

TOTE220.CRA

TOTE220.PU

STOREWELL BOOK STORAGE



Double Sided 16 Tote Trolley With Book Browser STTOTR16B+16TOTES
• Heavy duty ball-bearing, lockable castors, with rubber wheels
• H920 x W1200 x D785 mm
• Mix and match Classic or Maxi totes



Adjustable Height Mobile Book Trolley
STMBOOK
• Heights – 550/610/640/680/720/750 mm
• W1200 x D785 mm



Book Display Spinner
BOOKDISSPIN
• Free standing -580W x 580D x 1610Hmm
• Clear perspex dividers

► Tote Trolleys

Now you can customise your tote tray trolleys

Tote Tray Trolleys

Trays are included - 12 bright colours to choose from - please see below.
 Single Tote Tray Trolley (5 trays) - 38cmW x 44cmD x 92cmH
 Double Tote Tray Trolley (10 trays) - 74cmW x 44cmD x 92cmH
 Triple Tote Tray Trolley (15 trays) - 110cmW x 44cmD x 92cmH



Single Tote Tray Trolley

- 5 standard totes
- 38cmW x 44cmD x 92cmH
- Includes Tote Trays (please specify colours) TCSTTF



Double Tote Tray Trolley

- 10 standard totes
- Overall size: 74cmW x 44cmD x 92cmH
- Includes Tote Trays (please specify colours) TCDTTF



Triple Tote Tray Trolley

Overall size: 110cmW x 44cmD x 92cmH
 Includes Tote Trays (please specify colours) TCTTTF




Melamine Mobile Storage Unit

16 Bay (with Plastic Trays):
 Overall size: 144cm(L) x 45cm(W) x 86cm(H)
 Includes 16 Plastic Tote Trays. TCMST16



12 Bay (with Plastic Trays):
 Overall size: 118cm(L) x 45cm(W) x 86cm(H)
 Includes 12 Plastic Tote Trays TCMST12

Select from one of 8 trolley top colours



Now available with adjustable rails to suit small, standard and large tote. Small and large totes only available in clear, white, green and blue.



Letter Storage Tray Insert on its own: INS27

Tote Lid (sold separately) TCTRATLID

Charge, Secure, Store Devices



Putnam 8 & 16 Charging Station™



Efficiently charge, store and secure 8 or 16 iPad or tablet devices.

Comes pre-wired with cables and features external display showing charging status.

Pair with the UVone to offer a complete solution with device disinfection.

Carrier 20, 30 & 40 Cart™



Charge, store, secure and transport 20, 30 or 40 of just about any device.

Each Cart comes equipped with Baskets which offers extra portability and makes device distribution safe, easy and quick.

Carrier 10 & 15 Charging Station™



PCL10-10179/PCL10-10161

Charge, store and secure 10 or 15 iPads, Tablets, Chromebooks or Laptops.

Each Station is equipped with Baskets and Device Racks to accommodate just about any device.

Pair with the UVone to offer a complete solution with device disinfection.

Revolution 16 & 32 Cart™



Charge, store, secure and transport 16 or 32 Chromebooks or Laptops.

Control charging modes and set specific charging times and durations with the power management system, ECO Safe Charge.

SAFEHOOK

With a recessed design, the Safehook is the perfect option for a safe bag hook unit with not protruding hooks. The Safehook is designed for schools with a high level of wear and tear ideal for heavy traffic.

- 177H x 480W x 45Dmm
- 3 colours - Beige, Black and White
- 4 hooks per unit
- Safe recessed design with no protruding hooks
- Designed for schools
- Flame retardant
- UV Stabilised allowing for internal or external application
- Wall fixing kit and instructions included with each unit



CODE SAFEHOOK



A hook that is safe, strong and looks good.



STORAGE IS VITAL.

Efficient storage is vital for two key reasons - security of personal items and creating order in shared spaces.

With every space being different, whether at work, in learning spaces or at home, storage requirements can vary significantly.

For this reason we've designed our storage range to provide flexible options for diverse spaces.



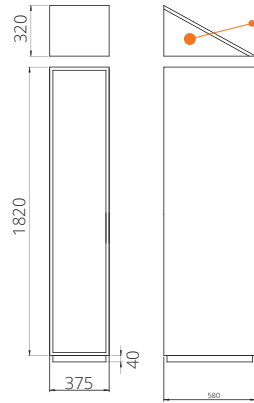
► Storewell Locker - MDF/Steel frame

FULL HEIGHT OPTIONS - ALSO AVAILABLE 1270MM H, 970MM H

Single-bay Lockers EDU99 Dimensions



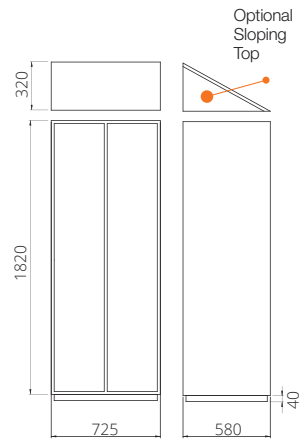
Single Door Two Door Three Door



Double-bay Lockers EDU99 Dimensions



Single Door Two Door LKED202 Three Door LKED203



Triple-bay Lockers EDU99

Dimensions



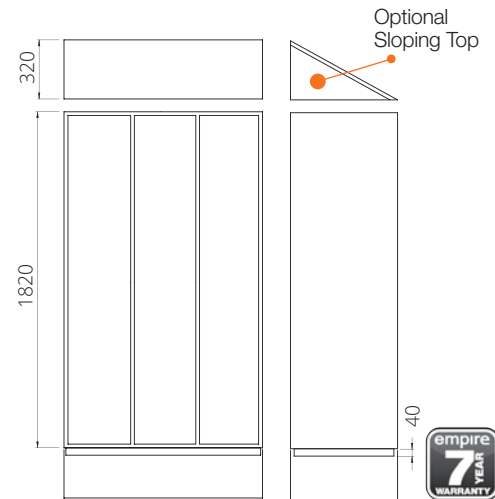
Single Door



Two Door



Three Door



Infinite Melamine Lockers



- 305W x 455D • Available in White or Natural Oak
- Includes 2 keys per lock
- Soft close hinges • MDF doors with clear sealant on vent cutouts
- Digital lock available with private or public lock programming

INFLOCK.BK

Style	Code
Single Door	INFMLOCK1D
2 Door	INFMLOCK2D
3 Door	INFMLOCK3D
4 Door	INFMLOCK4D
Step Door	INFMLOCKSTEP

We do customised lockers!



Step Door INFLOCKSTEP

► Plastic School Lockers (FSP®) FSPxx

You can create your own unique locker installation in three simple steps:

1

Choose Locker Body

Select from 5 different locker "footprint" sizes - A series, B series (deepest unit), C series (widest unit), D series (narrowest unit), and the E series. All are available in 1-9 hinges.



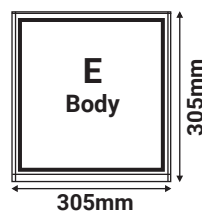
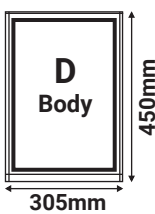
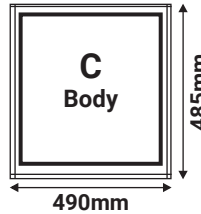
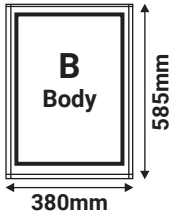
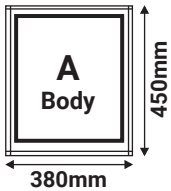
A Series

B Series

C Series

D Series

E Series



Suits the small door. Avail. 1-9 hinge

Same width as A but deeper body. Avail. 1-9 hinge

Wider body for wider door. Avail. 1-9 hinge

Narrowest body. Avail. 1-9 hinge

Same width as D but shallower body. Avail. 1-9 hinge



Choose Locker Height

Choose from 1 - 9 hinge heights. You can select how many separate lockers you want to have in a single body. Every locker body size comes in 1 to 9 hinge options.

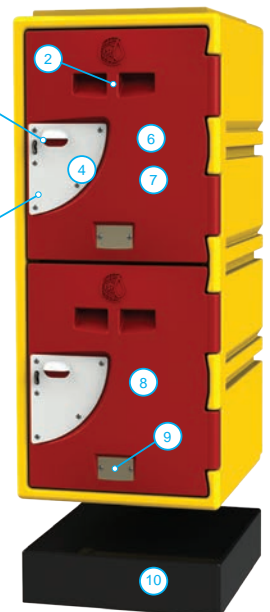

2



All locker body footprint sizes available from a single hinge through to 9 hinges

Accessories

- 1 Sloping Top
- 2 USB Cable
- 3 Pad-Lockable L-Shaped handle
- 4 Combination Locks
- 5 Key Lock Coin retain or Coin return locks.
- 6 Garment Hook
- 7 Shelf with hanging rail.
- 8 Additional Shelves
- 9 Customisable Steel Number Plates
- 10 Kicker Base



3

Choose Locker Door(s):

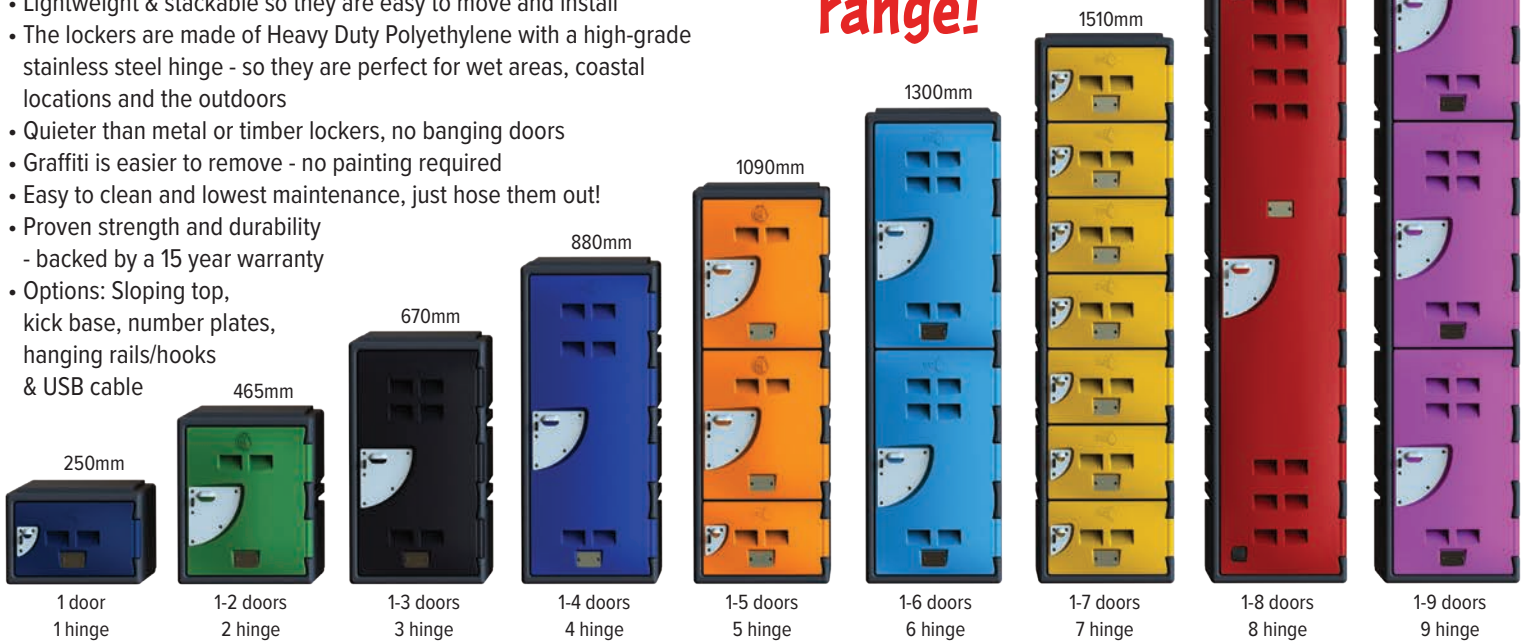
Choose from 1 - 9 hinge heights. You can select how many separate lockers you want to have in a single body. Every locker body size comes in 1 to 9 hinge options.

► Plastic School & Phone Lockers (FSP®)

FSP® Plastic Lockers (Aus. Pat No. 2011903047) have unique advantages over lockers made from traditional materials such as wood, laminate and metal, here are some:

- UV stable with a huge range of anti-fade colours to choose from
- Lightweight & stackable so they are easy to move and install
- The lockers are made of Heavy Duty Polyethylene with a high-grade stainless steel hinge - so they are perfect for wet areas, coastal locations and the outdoors
- Quieter than metal or timber lockers, no banging doors
- Graffiti is easier to remove - no painting required
- Easy to clean and lowest maintenance, just hose them out!
- Proven strength and durability - backed by a 15 year warranty
- Options: Sloping top, kick base, number plates, hanging rails/hooks & USB cable

**HUGE
colour
range!**



Mobile Phone Locker

FSPPHONE

Optional USB wiring kit for FSP Phone Lockers

include 4 ports and wires. FSPPHONEKIT

- 4 door vertical - 180W x 240D x 600Hmm
- UV Stable
- Lightweight and Stackable and or Mountable
- Heavy Duty Polyethylene with a high-grade stainless steel hinge
- Strong and Durable



► SICO® Portable Stage Package



4 x 1800 Series 1830W
x 2440L Units, Steps,
Guardrails & Drapes

SICO® 1800 Series Stage

Each section of our mobile 1800 Series Portable Stage is designed to be handled and set up by just one person, creating significant time savings and minimal effort for you.



One Person Set Up



Compact Storage Profile

The Original All In One

Preferred by Australian schools for over **3 decades** for its all in one design and ease of use. The SICO 1800 Series Stage is the original all in one unit.

SAVE TIME

Time saving, all in one unit - No loose parts to assemble. One person operation - Easily rolls from storage areas out into use.

VERSATILITY

One stage, multiple configurations. From speaker platforms to a tiered riser set ups, the adjustable height option provides build in versatility.

WIDE RANGE OF ACCESSORIES

Customise your set up preferences including steps, guardrails, drapes and wheel chair accessible ramps.

SICO 1800 Series Stage Units - Standard Black Carpet		
Stage Unit Size	Unit Height	Code
1830W x 2440L	Fixed Single Height 410H	STAG1824F4
1830W x 2440L	Fixed Single Height 610H	STAG1824F6
1830W x 2440L	Dual Height Adjustable 410H or 610H	STAG1824A46
1830W x 2440L	Dual Height Adjustable 610H or 810H	STAG1824A68

SICO 1800 Series Accessories			
Model	Step Height	Suits Stage Height	Code
1 Step Unit	410H	410H	STAGSTEP01
2 Step Unit	410H or 610H	41cm & 61cm	STAGSTEP02
3 Step Unit	610H or 810H	61cm & 81cm	STAGSTEP03
Back Guardrail	1830L x 1060H	1800 Series	STAGGR18
Back Guardrail	2440L x 1060H	1800 Series	STAGGR24
Single Height Stage Drapes	410H, or 610H or 810H	2440H or 4270L	STAGDRAPP
Dual Height Stage Drapes	410H-610H or 610H to 810H	2440H or 4270L	STAGDRAPA

► SICO® Harmony Choral Risers

**Preferred
By Aussie
Schools For
30 Years!**

**4 x 4 Step
Harmony
Choral Risers**

Reverse Steps without Tools

These innovative risers have a quick reverse-step system that makes it easy to change your riser configuration from the traditional semi-circular arrangement to straight or other interesting combinations—without tools! Use this feature to build unique configurations for show-choir, or double-choir concerts.



SICO Harmony Choral Risers - Standard Grey Carpet		
Riser Size	Unit Height	Code
3 Step Riser	1840W x 1410D	CHOR03
4 Step Riser	1980W x 1840D	CHOR04
Side Guardrail Set (2)	Made to fit	CHORGR01

Roll In The Risers!

SICO® Harmony Choral Risers offer quick configuration changes and are easy to transport.

- Each self-contained 3 or 4 step unit rolls into place, lower the steps with one fluid motion to the floor, lock it to the next unit, and you are ready to sing.
- Contact feet prevent sliding of risers as performers move around.
- Rear security guardrails come standard and are permanently attached to the back row of each riser.
- Transport and storage is easy for staff with no loose parts to disassemble.



Side Guardrails



One Person Set Up



Whisper Quiet Design



Folds For Storage



► Manual Arts & Sick Bay



OXY WELDING BENCH
EXBNWELD

- Operating area 1065 x 465mm
- H900 x W1200 x D535mm



TAFE WORK BENCH
EXBNTAFE

- Hardwood top with iron angle frame
- H825 x W1660 x D850mm



DELUXE TAFE WORK BENCH
EXBNTAFEC

- Two vices and lockable storage cupboards
- H825 x W1660 x D850mm



ARC WELDING BENCH
EXBNARCWELD

- Heavy duty steel frame
- H900 x W1200 x D600mm



WOODWORK BENCH
EXBNWW1200

- Four 175mm woodwork vices
- H810 x W1240 x D1240mm



WOODWORK BENCH
EXBNWW2400

- Two 175mm woodwork vices
- H850 x W2400 x D750mm



SICKBAY COUCH (HIGH)
BED01

- Fully welded 38mm round Black steel frame
- Ply base and back with Dunlop Enduro Foam
 - Adjustable back rest
- 1800W x 600D x 840Hmm



SICKBAY COUCH (LOW)
BED02

- Fully welded 38mm round Black steel frame
- Ply base and back with Dunlop Enduro Foam
 - Adjustable back rest
 - Includes Arms
- 1800W x 600D x 440Hmm

► Aluminium Outdoor Furniture

CAROL OUTDOOR SETTING

- Seat Height: 410 mm
- All aluminium construction
- Low maintenance
- Lightweight
- Durable



Size	Code
2000W x 1770D x 710H	CAROL2000
2400W x 1770D x 710H	CAROL2400
3000W x 1770D x 710H	CAROL3000
4000W x 1770D x 710H	CAROL4000

MANY Colours available POA



EXAMINER OUTDOOR SETTING

EXSETTING

- Galvanised steel frame with Duragal seat & top
- Zinc Anneal
- Tamper proof stainless steel fixings
- 1800W x 1560D x 730Hmm - seat height: 460mm



CHARLIE OUTDOOR BENCH SEAT



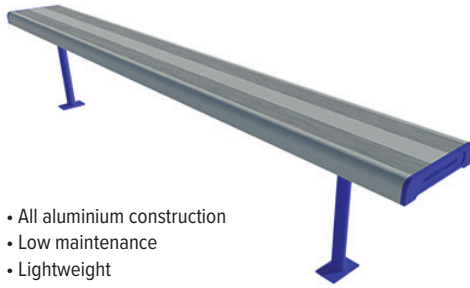
- All aluminium construction
- Low maintenance
- Lightweight
- Durable
- Rubber feet
- Stackable

Size	Code
2000W x 255D x 450H	CHAR2000
2400W x 255D x 450H	CHAR2400
3000W x 255D x 450H	CHAR3000
4000W x 255D x 450H	CHAR4000

MANY Colours available POA



HARVEY BOLT-DOWN BENCH SEAT



- All aluminium construction
- Low maintenance
- Lightweight
- Durable

Size	Code
2000W x 255D x 400H	HARV2000
2400W x 255D x 400H	HARV2400
3000W x 255D x 400H	HARV3000
4000W x 255D x 400H	HARV4000

MANY Colours available POA



MORRIE BOLT-DOWN BENCH SEAT



- All aluminium construction
- Low maintenance
- Lightweight
- Durable

Size	Code
2000W x 255D x 700H	MORR2000
2400W x 255D x 700H	MORR2400

MANY Colours available POA



CAMERON FREESTANDING BENCH SEAT




- All aluminium construction
- Low maintenance
- Lightweight
- Durable
- Rubber feet
- Coloured Supports and End Caps

Size	Code
2000W x 255D x 700H	CAME1800
2400W x 255D x 700H	CAME2000
3000W x 255D x 700H	CAME2400
4000W x 255D x 700H	CAME3000

MANY Colours available POA



MADDIE WALL MOUNTED BENCH SEAT



- All aluminium construction
- Low maintenance
- Lightweight
- Durable

Size	Code
2000W x 255D x 50H	MADD2000
2400W x 255D x 50H	MADD2400
3000W x 255D x 50H	MADD3000

MANY Colours available POA



ALUMINIUM BAG RACK



- All aluminium construction
- Low maintenance
- Lightweight
- Durable

Size	2 Tier	3 Tier
2000W x 255D x 50H	ALUM2002	ALUM2003
3000W x 255D x 50H	ALUM3002	ALUM3003

MANY Colours available POA



Specialised School Furniture

▶ Classroom Rugs


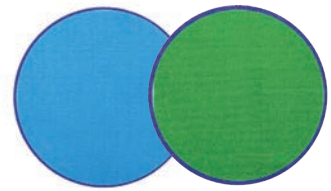
MOSAIC SKY RUG

Overall size: 1.78m x 2.34m rectangle –
4.9m² sitting area.
TCRUGMSKY



TEN FRAMES CARPET WITH DISCS

- Overall Size: 3m x 2m - 6m² sitting area.
 - Includes 20 blue and green discs (10 of each colour)
 - Disc size: 33cm in diameter
- TCRUGTFID



I LOVE MY ABC'S RUG

- Overall size:
 - 4m x 3.3m rectangle - 13.2m² sitting area.
- TCRUGLABC



RAINBOW CARPET DISCS

- 10 per pack, 33cm diameter.
- TCRUGRBD



▶ Classroom Rugs

RAINBOW BLOCKS RUG

- Overall size: 3m x 2m for 6m² seating area! TCRUGRB



SOLID COLOUR RUGS

- Overall size: 3m x 4m for 12m² seating area! Blue TCRUGSB Green TCRUGSG



COLOUR SQUARES PLACEMENT RUG

- Overall size: 3m x 2m rectangle - 6m² sitting area. TCRUGCSP



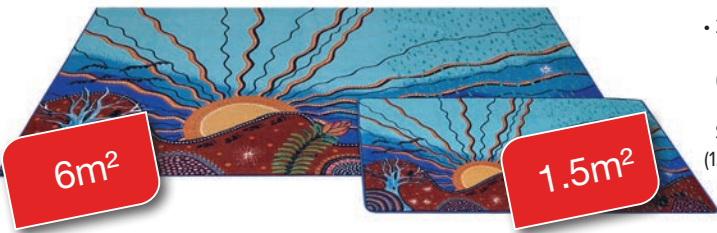
COLOUR SQUARES PLACEMENT RUG - LIGHT BLUE BACKGROUND 30 SQUARES

- Overall size: 3m x 4m for 12m² seating area! TCRUGCSLB30



INDIGENOUS SEASONS RUG

- 2 sizes available: Large - 3m x 2m (6m² sitting area) TCASCL Small - 1.5m x 1m (1.5m² sitting area) TCASCS




CAMPFIRE RUG

- 3m x 4m - 12m² sitting area TCRUGCAMP



ART DRYING RACK

- 25 shelves
- 2 x lockable castors
- 2 x standard castors ARTDR25



CAROUSEL

- Overall size: 145cm high TCCSM



POSTER HOLDER

- Holds 50 poster sleeves (sold separately - TCPS)
- Maximum print size: 102cm x 75cm
- Frame dimensions: 112cm (W) x 70cm (D) x 65cm (H) TCPH



We manufacture to your design

The Sterling range is a comprehensive selection of heavy duty furniture designed specifically for the rigours of the classroom. Many matching items available.



B



C



D



H



J



L



I

Features

• Australian Made • E-Zero • Many other laminate colours available. See all Page 92



900 mm Wide Bookcases (no doors)*		
Description	Code	Dimensions (mm)
Single side	A STBC0930/C	H900 x D315
	B STBC0945/C	H900 x D450
	C STBC0960/C	H900 x D600
	D STBC1245	H1200 x D450
	E STBC1260	H1200 x D600
Double side	F STBC0960/C	H900 x D600
	G STBC1260/C	H1200 x D600

• Priced without castors. Optional castors /c

900 mm Swing-Door Cupboards		
Description	Code	Dimensions (mm)
Static	H STSC12	H1200 x D600
Mobile	I STSC12M	H1200 x D600
Static	J STSC18	H1800 x D600
Static	K STSC21	H2100 x D600

4 Door Credenza		
Description	Code	Dimensions (mm)
Mobile	L STSC1545C	H725 x W1500 x D450

Teacher's Desk		
Description	Code	Dimensions (mm)
Desk (no drawers)	M STDK1575	H725 x W1500 x D750
Desk (locking drawers)	N STDK1575D	H725 x W1500 x D750
1 Dr/File Mobile Pedestal	O STMP1DF	H590 x W470 x D530
Mobile Desk Extension	P STDKEX900	H725 x W910 x D600

• All Sterling drawers are lockable
• All adjustable shelves are 25mm - extra thick and strong

► Sterling Range



Q Mobile Book Trolley STTRBOOKC
• H680 x W1225 x D650 mm



R Book Display STBDISP/C
• 1225H x 1225W x 650Dmm
• Optional castors

BEST BUY deals on admin furniture
View our Office Furniture brochure



SCAN HERE TO VIEW THE CATALOGUES



Admin Furniture



How healthy is your office?

zero

EXCLUSIVE TO EMPIRE
Our SHIPSHAPE range uses board containing near to zero formaldehyde... does yours?

SHIPSHAPE

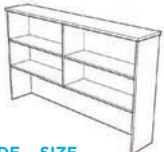
- E-Zero environmentally friendly board
- 10 year commercial warranty
- Flat-packed or fully assembled

- 100s of products (3 col combos) for quick delivery
- Metal-sided drawers and runners with solid bases
- Strong cammed-construction for easy assembly
- Ball-bearing full extension runners on file drawers
- 25mm on 18mm solid melamine construction
- 2mm hard-wearing rigid PVC edge
- 2 cable entry points in all desks (excluding P-Desk)



COLOURS: Red Cherry/Ironstone, Select Beech/Ironstone, White/Silver

A BOOKCASE HUTCH



CODE	SIZE
A1 SHHU12	1200W x 320D x 1075H
SHHU15	1500W x 320D x 1075H
A2 SHHU18	1800W x 320D x 1075H

B STRAIGHT DESK (Open) - 3/4 Modesty



CODE	SIZE
SHDK1260	1200W x 600D
SHDK1575	1500W x 750D
SHDK1590	1500W x 900D

CODE	SIZE
SHDK1875	1800W x 750D
SHDK1890	1800W x 900D
SHDK2190	2100W x 900D (Full Modesty)

C RETURN (Open)



CODE	SIZE
SHRT09	900W x 600D x 727H
SHRT12	1200W x 600D x 727H

OPTIONAL DRAWER BOX
SHDB1DF/SHDB3D

- Available in left or right (Universal)

D FITTED DRAWER BOX



CODE	SIZE
D1 SHDB3D	3 DRAWER
D2 SHDB1DF	1 DRAWER + FILE

- Full extension ball bearing runner on file drawer
- 450H x 463W x 473D

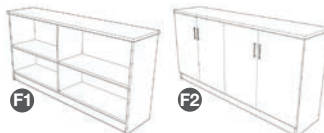
E CORNER WORKSTATION (Open)



CODE	SIZE
SHWS61212	1200 x 1200 x 600
SHWS61215	1200 x 1500 x 600
SHWS61218	1200 x 1800 x 600
SHWS61515	1500 x 1500 x 600
SHWS61518	1800 x 1500 x 600
SHWS61818	1800 x 1800 x 600

CODE	SIZE
SHWS61221	1200 x 2100 x 600
SHWS61521	1500 x 2100 x 600
SHWS61821	1800 x 2100 x 600
SHWS62121	2100 x 2100 x 600
SHWS71818	1800 x 1800 x 750
SHWS71821	2100 x 1800 x 750
SHWS72121	2100 x 2100 x 750

F DELUXE HORIZONTAL BOOKCASES



CODE	SIZE
F1 SHBC0918	900H x 1800W x 400D
F2 SHSC0918	WITH DOORS

G DELUXE BOOKCASES



CODE	SIZE	LEVELS
G2 SHBC09	900H x 900W x 400D	2
SHBC12	1200H x 900W x 400D	3
G1 SHBC18	1800H x 900W x 400D	5

EXTRA SHELF SHSH900

H STORAGE CUPBOARDS (Includes half doors)



CODE	SIZE	LEVELS
SHSC18HD	1800H x 900W x 400D	5

- 25mm shelves
- 18mm back

I FILING CABINETS



CODE	SIZE
SHFC2D	2 DRW - 750H x 490W x 556D
SHFC3D	3 DRW - 1066H x 490W x 556D
SHFC4D	4 DRW - 1385H x 490W x 556D

SQUARELINE
Square handle is standard on Silver/White items only. Also sold separately.



LOCKABLE
FULL EXTENSION BALL BEARING RUNNERS

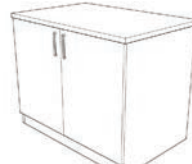
J CREDENZA



CODE	SIZE
SHCR12	1200W x 725H x 450D
SHCR15	1500W x 725H x 450D
SHCR18	1800W x 725H x 450D

- Sliding doors

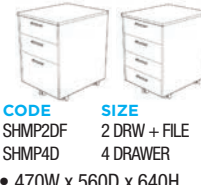
K DESK HEIGHT CREDENZA



CODE	SIZE
SHCR09	900W x 600D x 725H

- Hinged doors

L MOBILE PEDESTAL



CODE	SIZE
SHMP2DF	2 DRW + FILE
SHMP4D	4 DRAWER

- 470W x 560D x 640H
- Full extension ball bearing runners
- Metal sided drawers
- Ironstone or White

M MEETING TABLE



CODE	SIZE
SHMT1000	1000mm diameter

- X-base

► Shipshape Range



We will beat any written quote...Empire always guarantees the lowest prices*

MILANO RANGE



- Polished aluminium leg & beam construction
- Custom built tables made to your specifications
- Top options (POA) - Sharknose Edge, Flat Edge, 13mm Compact Laminate
- Also available with an in-table power/data box. \$POA
- Many sizes available

Milano Leg (Aluminium)
● ● ●
 Available in 3 Colours

MILANO ROUND TABLE	
Size	Code
1000 Diameter - 3 Legs	MLMT10
1200 Diameter - 4 Legs	MLMT12

MILANO BOARDROOM TABLE (boat-shaped)	
Size	Code
2400 x 1200 - 4 Leg	MLBT2412B
3000 x 1200 - 6 Leg	MLBT3012B

A STRAIGHT DESK			B MODESTY PANEL (suits 1800mm long desk)	
Size	Code	Finish	Code	Finish
1800W x 900D x 725H	MLDK1890	25mm flat edge or Sharknose	MOD164.xx	Melamine
2100W x 900D x 725H	MLDK2190	25mm flat edge or Sharknose	B2MOD1515	Perforated metal

FITTED RETURN - 1200W (not pictured)		
Size	Code	Finish
Full Height Pedestal Return - 2 Drawer + File / 4 Drawer / 2 File Drawers	MLRTP1260	25mm flat edge or Sharknose
700D x 725H - Open Return - With Milano Leg	MLRT1270	25mm flat edge or Sharknose

- Polished aluminium leg and beam constructions
- Available in 25mm melamine with Straight Edge or Sharknose Edge
- Squareline Brushed Silver handles
- Levelling adjustment in feet
- 22 colours available
- Many customised sizes and combinations available

MANY Colours available POA



► Staff Room with Citi System

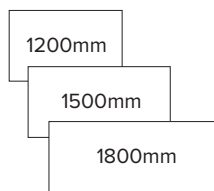


Citi STRAIGHT-RUN DESKS

Creating an architecturally-inspired work space is now easier with Empire. The Citi range offers style, uncompromising strength and practicality. Citi encompasses workstations, desks and tables through to panel systems, filing and storage.

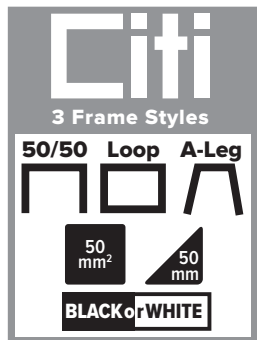
WORK TOPS

- Finished height: 720mm + adjustable feet
- Adjustable feet: 80mm on 50/50 leg or 10mm on Loop leg
- 25mm E-Zero melamine (environmentally-friendly)
- Cable hole cut-out for cable access
- Top colour – White 20 – quick-ship melamine (other colours available \$POA)
- 2mm impact resistant solid PVC edging
- 750mm deep in three widths – 1200, 1500, 1800mm (others available \$POA)



DESKTOP SCREENS

- 480mm height above desk
- 32mm slimline finish
- Mounted with sturdy steel brackets
- White 30 powder coated aluminium frame
- Pinnable surface
- Compact laminate and acrylic screens available (\$POA)
- Four standard commercial fabric colours (other colours available \$POA)



FRAMES (available separately)

- Finished frame height: 695mm + adjustable feet
- Adjustable feet: 80mm on 50/50 leg | 10mm on Loop leg | 10mm on A-Leg
- Support rails: Two 40 x 25mm
- Mid-leg set back 445mm
- Powdercoated finishes: White 40 (Matt) or Black (Satin)
- Leg profile: "50/50" = 50mm x 50mm square tube, "Loop" = 50mm right angle triangle tube, "A-Leg" = 50mm triangle tube (inside angle at top 99°)

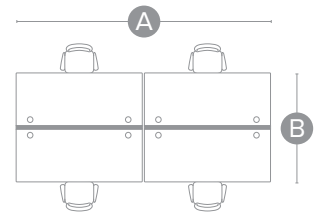
SCREEN COLOURS



▶ Staff Room with Citi System



▼ Back-to-back Four



4 x Person (with screens)			
Top Size	A	B	Code*
1800mm	3600mm	1540mm	CTxBB41875
1500mm	3000mm	1540mm	CTxBB41575
1200mm	2400mm	1540mm	CTxBB41275
Optional Soft-Wiring Cable Management SWCTBB4xxxx + SWSTxxxx			

* Code Prefix; CT = "50/50" leg, CL = "Loop" leg.

PANTHEON - FLEXIBLE, SHARED POWER CONNECTIVITY

Pantheon satisfies a demand for power and data connectivity in informal spaces, in a way that no other module has done before. Perfectly suited to breakout areas, smaller meeting rooms and coffee tables - Pantheon makes sharing power a pleasure.

- Fitted with 2 x GPO, 1 x TUF A+C (twin USB fast charger)

- Includes 2 metre lead with standard 3 pin plug
- Rubber feet makes this unit portable
- Stocked in White (.WH), Black (.BK) and Red (.RD). Many other colours available (min. qty apply)
- Also available as a desk mounted unit to fit 80mm Cable entry (PANTH02.xx)



▶ Admin Seating

PEDRO RANGE

PEDR23N



OPTIONAL T-ARM (FIXED HEIGHT) ARMKIT20

- Fully ergonomic (tilting seat & back)
- Moulded foam seat
- Black, Red, Blue, Lime & Orange



CONNECTION RANGE



Medium Back CONX23

High Back CONX21

Extra High Back CONX27

Tilting back Gas lift

Tilting back & seat Gas lift

Independent seat/back tilt Large seat

3 lever mechanism



DRAFTING KIT DRAFT91

ADJUSTABLE ARM ARMKIT50
FIXED LOOP ARM KIT ARMKIT12



• High back available in Black & Navy fabrics



ERGOFORM

Mesh Back ERGF22M



OPTIONAL POLISHED BASE ERGFx22P



Fabric Back ERGF22

- Full ergo 3 lever mechanism
- Tilt tension control
- Adjustable height back

- Adjustable arms
- Black fabric or Black mesh



ABIGAIL

ABIG14



- Ideal meeting chair
- Single position tilt lock
- Black mesh back with black fabric seat

MAYFIELD

MAYF23



- Gas lift • Tilting back
- Height adj back • Black fabric

FLOW

FLOW23



OPTIONAL ADJUSTABLE ARMS ARMKIT29

- Adj ratchet back/lumbar
- Independent tilting seat/back
- Black mesh back



JEMMA

JJEM21

SUPER-STRONG MECHANISM



- Fully ergonomic • Independent tilting seat and back
- Steel base • Black fabric or Black Leather-Look (PU)



OPTIONAL ARMKIT ARMKIT18

THE MET HIGH BACK

METT12



- Fully ergonomic 3 lever mechanism
- Adjustable arms
- Polished aluminium base
- Ratchet back



Huge Range of Tested

► Office Chairs

CHARTER RANGE



- Leather-look (PU) upholstery

Medium Back
CHART14

- Tan leather-look (PU) upholstery

High Back
CHART12

- Removable arm padding

Mesh Back
CHART14M



- Chrome features on Frame/Arms/Gas/Base
- Leather-look (PU) upholstery
- Single position tilt lock mechanism
- High back available in black only

- Black mesh finish
- Chrome base and arms
- Single position tilt lock



SOUTHPORT LOUNGE



Single
760mm Wide
SOUT01

- 740mm deep
- Black leather-look (PU)
- Also available in 3 seater 1820W SOUT03

Double
1280mm Wide
SOUT02



EASY CHAIR

EASY01



- W590 x D720mm
- Seat height: 410mm
- Black frame and fabric
- More colours available POA

SALISBURY FOYER CHAIR

SALB



- Detailed stitch
- High density foam seat
- Steel or timber legs with a re-inforced frame
- Commercial grade upholstery – 50,000 rub test approved

Extra Large Salisbury
Also available
SALBXL

Standard model includes fabric and 4 leg metal base (Black)

FINISH

- 5 Fabrics (Warwick Gravity)**
 - Cloud, Denim, Navy, Slate, Steel
- 5 Leather Look Fabrics (Warwick Pelle)**
 - Java, Navy, Onyx, Sage, Tan
- 4 Leather Grain Look Fabrics (Warwick Eastwood)**
 - Bison, Donkey, Slate, Tan
- Vinyl (V) - Black**
- 4 Leg Metal (4LM) - Black**
- 4 Leg Metal (4LM)**
 - Lt. Oak, Dark Walnut, Lt. Walnut
- 4 Leg Timber (4LT)**
 - Lt. Oak, Lt. Walnut

Other bases available (\$POA):
Disc, Sled, Trestle, Blade & Castors

EXECUFORM

EEXF22



- High density foam
- Adjustable arm rests
- Extra large moulded seat and back
- Independent back and seat tilt
- Available in Black fabric



STRATA STACKER

SSRA61



- Also available with arms or sled base (\$POA)
- 100's of fabrics (\$POA)
- 2 standard fabrics, Blue or Black
- Also available in Black Vinyl STRA61.VBK



ZOOM

ZOOM61



WITH ARMS
ZOOM62

SLED BASE
ZOOM71

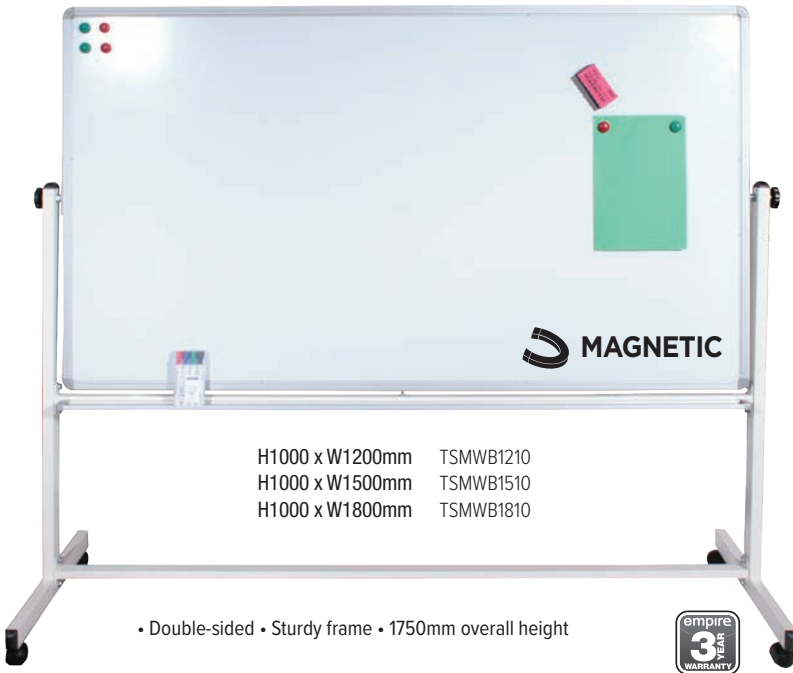


- Strong, chromed-steel frame
- Mesh back with Black fabric seat

& Certified Products

▶ Whiteboards & Notice Boards

MOBILE WHITEBOARDS



H1000 x W1200mm TSMWB1210
 H1000 x W1500mm TSMWB1510
 H1000 x W1800mm TSMWB1810

• Double-sided • Sturdy frame • 1750mm overall height



WHITEBOARD TABLET MOBILE

TDWMMT1812



- 1200W x 1800Hmm
- Comes with 12 double sided whiteboard tablets
- Holds 6 tablets per size
- Features a pen tray
- Lockable Castors



**ALSO AVAILABLE
 WHITEBOARD TABLET**
 TRWMMTAB

- Double sided
- Rounded grey moulded plastic edges
- Carry handle and a light permanent grid on one side

WALL MOUNT WHITEBOARD

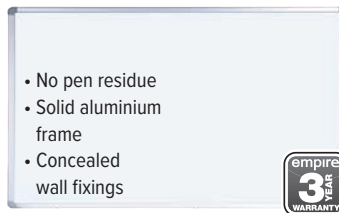
COMMERCIAL GRADE 3YR WARRANTY

900W x 600H TSWB0906
 1200W x 900H TSWB1209
 1500W x 900H TSWB1509
 1800W x 900H TSWB1809
 1800W x 1200H TSWB1812
 2400W x 1200H TSWB2412
 3000W x 1200H TSWB3012

PORCELAIN SURFACE 25YR WARRANTY

TRPWW0906
 TRPWW1209
 TRPWW1509
 TRPWW1809
 TRPWW1812
 TRPWW2412
 TRPWW3012

Porcelain surface (vitreous enamel) whiteboards are ideal for heavy duty use such as schools, conference centres and medical facilities



- No pen residue
- Solid aluminium frame
- Concealed wall fixings



FELT PINBOARDS



H600 x W900mm TSPB0906
 H900 x W1200mm TSPB1209
 H900 x W1500mm TSPB1509
 H900 x W1800mm TSPB1809
 H1200 x W2400mm TSPB2412

- Strong extra thick felt
- Wall fixings supplied
- Available in Blue or Grey



MAGNETIC DESIGNER GLASS BOARD



H600 x W900mm TRMG0906 • Lifetime stain free surface
 H600 x W1200mm TRMG1206 • 4mm safety
 H900 x W1200mm TRMG1209 toughened glass
 H900 x W1500mm TRMG1509 • 8 times stronger
 H1200 x W1800mm TRMG1812 than glass
 H1200 x W2100mm TRMG2112 • 500mm glass pen shelf
 H1200 x W2400mm TRMG2412 • 6 super magnets supplied

Now available in black backed surface

H600 x W1200mm TRMG1206B
 H1200 x W1800mm TRMG1812B

COMMUNICATE ROOM DIVIDER

COMD02



- H1800 x W900mm
- Each divider can be linked together with the Connector Kit COMD01
- Side 1 – magnetic whiteboard with magnetic pen shelf and adjustable flipchart pad hooks
- Side 2 – pinnable charcoal fabric
- 90mm locking castors



BENOTICED SLIDING DOOR NOTICE CASE

TRGNC1209S.SI/TRGNC1509S.SI



- Pinnable
- Lockable
- Aluminium Frame

BENOTICED HINGED DOOR NOTICE CASE

TRGNC1209H.SI/TRGNC1812H.SI/TRGNC1809H.SI




- Pinnable
- Lockable
- Aluminium Frame

▶ Steel Storage

FILING CABINET



- 4 Drawer
1300mm High
FCBS4D
- 3 Drawer
1010mm High
FCBS3D
- 2 Drawer
710mm High
FCBS2D



- W460 x D620mm
- Fully assembled
- Full extension ball bearing runners
- 4 durable powder coat colours:
Graphite Ripple, White, Grey
& Black Ripple



METAL STATIONERY CUPBOARDS

- 4 Shelves
2100mm High
SCBS21
- 3 Shelves
1827mm High
SCBS18
- 2 Shelves
1010mm High
SCBS10



**EXTRA SHELF
(INCLUDING CLIPS)**
SCBSSH

- W905 x D460mm • Adjustable shelves
- Three point locking mechanism
- Priced in White, Graphite Ripple & Silver Grey
- 15 colours available



ALL-STEEL MOBILE PEDESTAL

MPBS2DF



- H590 x W390 x D500mm
- Fully assembled
- 2 drawers plus file
- Heavy duty ball bearing runners on file drawer
- White, Graphite Ripple or Black Ripple



INDUSTRIAL STEEL SHELVING

SSBS21.SG



EXTRA SHELF
SCBSSH

- 4 adjustable shelves
- H2100 x W905 x D460mm
- Silver Grey



LOCKERS (Silver Grey)



Style	Size	
Single Door	305W x 1827H x 460D	LKBS301/K
2 Door	305W x 1827H x 460D	LKBS302/K
4 Door	305W x 1827H x 460D	LKBS304/K
Single Door	380W x 1827H x 460D	LKBS381/K
2 Door	380W x 1827H x 460D	LKBS382/K
4 Door	380W x 1827H x 460D	LKBS384/K

- Also available in banks of 2 or 3



INDUSTRIAL QUALITY LONG SPAN SHELVING



**350kg
WEIGHT RATING**



- High quality all steel construction
- Massive 350 kg per shelf capacity
- Supplied with 2 adjustable shelves and 2 fixed shelves as standard

2100H x 600D

1000W Initial	LSBS09I
B 950W Extension	LSBS09E
A 1900W Initial	LSBS18I
1850W Extension	LSBS18E

EXTRA ADJUSTABLE SHELF (2 Pack)

900W	LSBS09A
1800W	LSBS18Aw

Built Strong to Last!






Example Colour Palettes

Banksia

Fabric & Vinyl					Acoustic
					

Worktops				
----------	--	--	---	--









Desert

Fabric & Vinyl					Acoustic
					



Worktops				
----------	---	---	--	---

Example Colour Palettes


Coastal

Fabric & Vinyl				
	<p>Warwick Beachcomber Marine</p>	<p>Instyle Link Incidental</p>	<p>Warwick Keylargo Atlantic</p>	<p>Warwick Keylargo Sky</p>
Worktops				
	<p>Laminex Coastal Sunrise</p>	<p>Laminex Polar White</p>	<p>Laminex Rural Oak</p>	<p>Laminex Portsea</p>


Rainforest

Fabric & Vinyl				
	<p>Warwick Beachcomber Fern</p>	<p>Warwick Beachcomber Forest</p>	<p>Instyle Link Direct</p>	<p>Warwick Keylargo Wasabi</p>
Worktops				
	<p>Instyle Trapeze Elite</p>	<p>Innova Pacifica Spring Bud</p>	<p>Warwick Charisma Kiwi</p>	<p>Woven Image Echopanel 381</p>

LAMINEX Commercial board offer




Polar White White Parchment Moleskin Ghostgum Aries Oyster Grey Fox Tornado Lava Grey




Moroccan Clay Fossil Battalion Charcoal Terril Black Coastal Sunrise Milkwood Seasoned Oak Oyster Linea



Dansk Maple Raw Birchply Silver Ash Young Beech Rock Maple Curly Birch Elegant Oak Select Beech Sublime Teak Classic Oak



Rural Oak Natural Walnut Lustrous Elm Planked Urban Oak French Navy Calm Oak Zincworks Fox Teakwood New Graphite Greystone



Burnished Wood Black Birchply Ottway Spinifex Portsea Danish Walnut Golden Wattle Olivine Pillarbox

Laminex offer is for Flint and Natural finish only (Chalk and Nuance \$POA.). For full technical details refer to the Technical Support Information available at laminex.com.au.

POLYTEC Commercial board offer



Nickel Titanium Cinder Storm Marni Lini Soft Walnut Gesso Lini Natural Oak Tuross Oak Prime Oak



Rocco Lini Tasmanian Oak Maison Oak Notaio Walnut Artisan Oak Truffle Lini Belgian Oak Cavia Lini Shannon Oak



Polytec swatches and samples represent a small area of the overall colour structure. To view the large colour sample, visit www.polytec.com.au. Dark coloured surfaces will show fingerprints and require more care and maintenance than lighter coloured surfaces. Polytec offer is for Matt finish only (Wood Matt and Ravine \$POA).



it's easier with
empire
office furniture
SHOWROOMS

SYDNEY

sydney@empirefurniture.com.au
Unit 1/36 Parramatta Road
Lidcombe NSW 2141
Ph: (02) 9648 0222

WOOLLOONGABBA

gabba@empirefurniture.com.au
61 Ipswich Road
Woolloongabba QLD 4102
Ph: (07) 3028 4000

ROCKLEA

rocklea@empirefurniture.com.au
Gate 1, 51-63 Heaton Street
Rocklea QLD 4106
Ph: (07) 3272 7929

VIRGINIA

virginia@empirefurniture.com.au
1928 Sandgate Road
Virginia QLD 4014
Ph: (07) 3865 1138

SOUTHPORT

southport@empirefurniture.com.au
180 Scarborough Street
Southport QLD 4215
Ph: (07) 5571 1299

SUNSHINE COAST

sunshine@empirefurniture.com.au
Shop E 224 Nicklin Way
Warana QLD 4575
Ph: (07) 5493 1365

ROCKHAMPTON

rockhampton@empirefurniture.com.au
211 East Street
Rockhampton QLD, 4700
Ph: (07) 4927 7730

MACKAY

mackay@empirefurniture.com.au
2B Victoria Street
Mackay QLD 4740
Ph: (07) 4944 1167

TOWNSVILLE

townsville@empirefurniture.com.au
233 Ingham Road
Garbutt QLD 4814
Ph: (07) 4775 1960

e 1300 400 521
EST 1982 empirefurniture.com.au